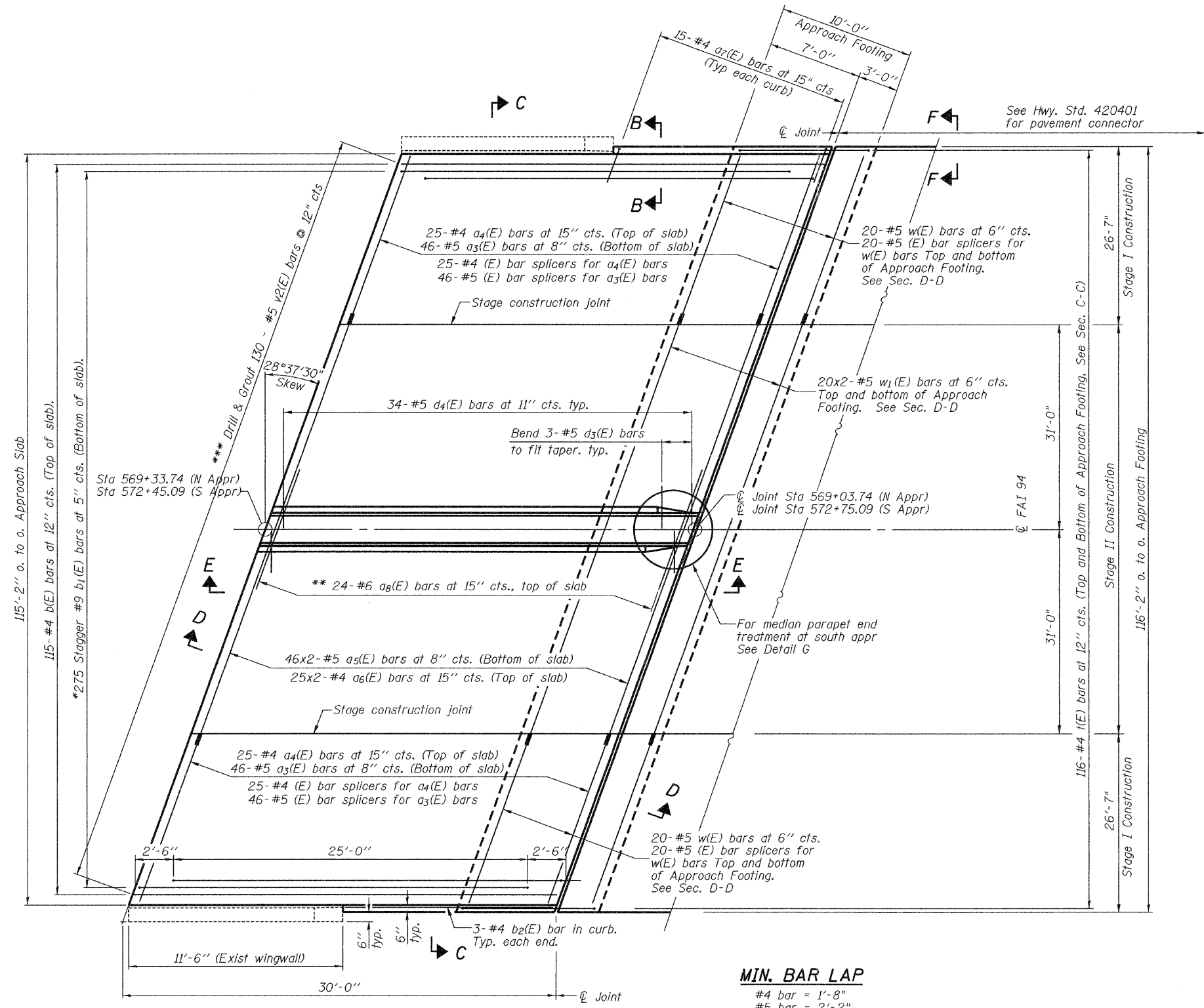


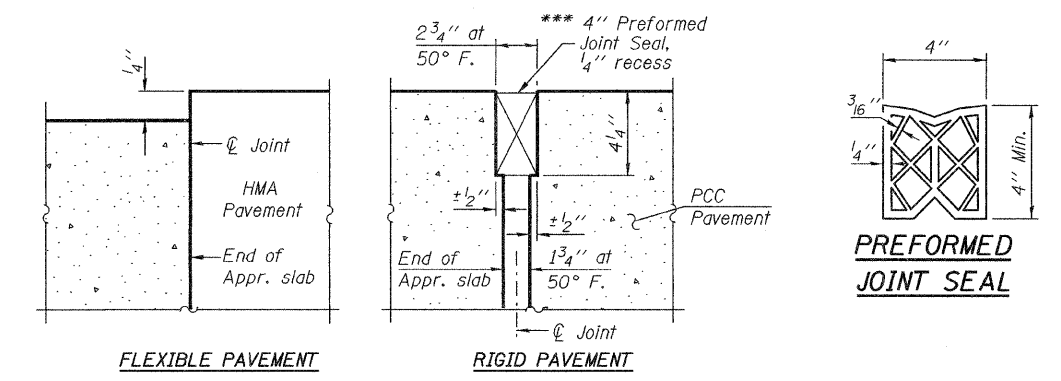
STATE OF ILLINOIS
DEPARTMENT OF TRANSPORTATION

*** Cost included with Concrete Superstructure.

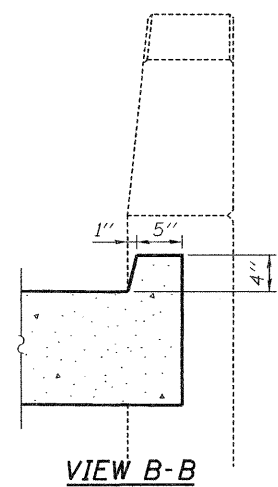


PLAN

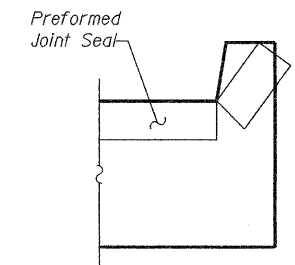
MIN. BAR LAP
#4 bar = 1'-8"
#5 bar = 2'-2"



DETAIL A

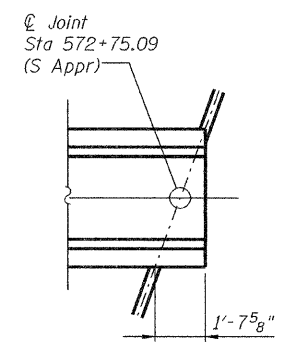


VIEW B-B



VIEW F-F

Angle Preformed Joint Seal at 45° at curbs when req'd for drainage.



DETAIL G

DESIGNED -	
CHECKED -	
DRAWN -	R KING
CHECKED -	

HOMER L. CHASTAIN & ASSOCIATES, LLP
CONSULTING ENGINEERS
DECATUR (217) 422-8544
CHICAGO (773) 714-0050
ROCKFORD (815) 489-0050
184-001397

* Tilt #9₁b (E) bars as required to maintain clearance.
** Alternate with a(E) bars, typ. median parapet.
*** Bars shall be drilled and epoxy grouted according to Article 584 of the Standard Specifications.

Notes:
See sheet 17 of 17 for Sections C-C & D-D and View E-E.
a(E) thru a8(E), and w(E) bar spacings measured perpendicular to C Rdwy.

(Sheet 1 of 2)
BRIDGE APPROACH SLAB DETAILS
BISHOP FORD EXPRESSWAY (I-94)
GREENWOOD AVENUE
COOK COUNTY
STATION
STRUCTURE NUMBER 016-0162

SHEET NO. 16 OF 17 SHEETS	F.A.I. RTE.	SECTION	COUNTY	TOTAL SHEETS	SHEET NO.
	94	(0405,ETC,42-7&0707)RS-11	COOK	133	85
BISHOP FORD EXPRESSWAY (I-94)			CONTRACT NO. 60D21		
FED. ROAD DIST. NO. - ILLINOIS FED. AID PROJECT					