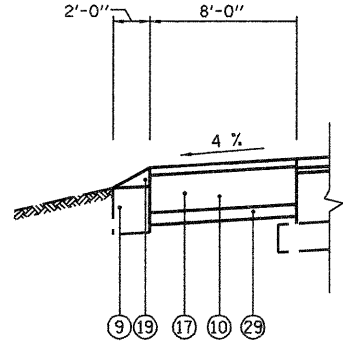


**EXTERIOR RAMPS AT 159TH ST.
RAMPS B, D, F, & H**

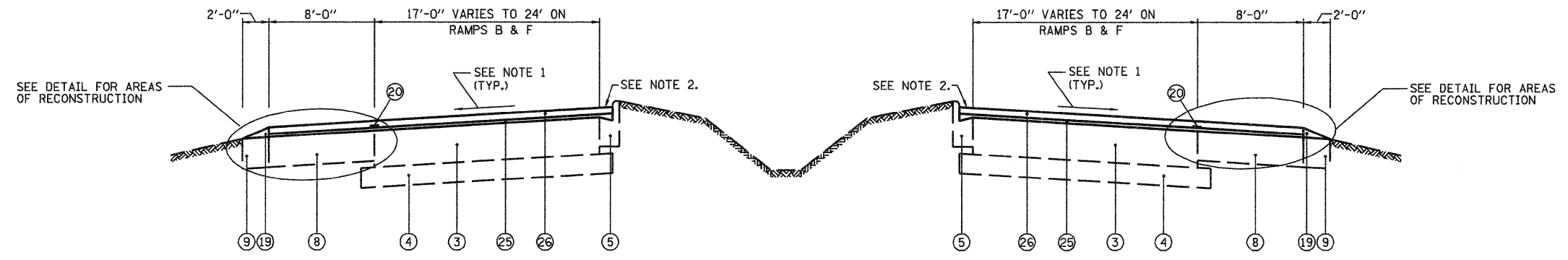
**INTERIOR RAMPS AT 159TH ST.
RAMPS A, C, E, & G**

I-94 EXISTING TYPICAL SECTIONS
US 6/159TH ST. RAMPS



**AREAS OF SHOULDER RECONSTRUCTION
EXTERIOR RAMPS AT 159TH ST.
RAMPS D & F**

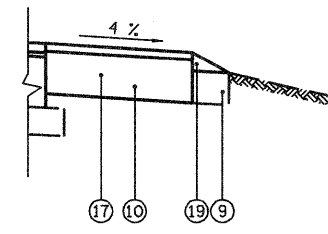
FOR LOCATIONS OF SHOULDER RECONSTRUCTION, SEE THE RESURFACING PLAN SHEETS.



**EXTERIOR RAMPS AT 159TH ST.
RAMPS B, D, F, & H**

**INTERIOR RAMPS AT 159TH ST.
RAMPS A, C, E, & G**

I-94 PROPOSED TYPICAL SECTIONS
US 6/159TH ST. RAMPS



**AREAS OF SHOULDER RECONSTRUCTION
INTERIOR RAMPS AT 159TH ST.
RAMPS A, C, E, & G**

FOR LOCATIONS OF SHOULDER RECONSTRUCTION, SEE THE RESURFACING PLAN SHEETS.

LEGEND

- ① EXISTING HMA OVERLAY, VARIES 4"-6"
- ② EXISTING HMA OVERLAY, 3"
- ③ EXISTING P.C.C. BASE, 10"
- ④ EXISTING GRANULAR SUB-BASE
- ⑤ EXISTING CURB & GUTTER, TYPE VARIES
- ⑥ EXISTING STEEL PLATE BEAM GUARDRAIL OR TEMPORARY CONCRETE BARRIER
- ⑦ EXISTING MEDIAN BARRIER WALL, WIDTH VARIES
- ⑧ EXISTING BITUMINOUS SHOULDER, VARIES 10"-17"
- ⑨ EXISTING AGGREGATE SHOULDER, VARIES 10"-13"
- ⑩ PAVED SHOULDER REMOVAL
- ⑪ HOT-MIX ASPHALT SURFACE REMOVAL, 4"
- ⑫ HOT-MIX ASPHALT SURFACE REMOVAL, 1 3/4"
- ⑬ POLYMERIZED HOT-MIX ASPHALT SURFACE COURSE, STONE MATRIX ASPHALT, N80, 1 3/4"
- ⑭ POLYMERIZED HOT-MIX ASPHALT BINDER COURSE, STONE MATRIX ASPHALT, N80, 1 3/4"
- ⑮ HOT-MIX ASPHALT SURFACE COURSE, MIX "D", N70, 1 3/4"
- ⑯ HOT-MIX ASPHALT SHOULDERS, 14" (IN 5 LIFTS)
- ⑰ HOT-MIX ASPHALT SHOULDERS, 10" (IN 3 LIFTS)
- ⑱ HOT-MIX ASPHALT BINDER COURSE, IL-19.0, N70, 2 1/4"
- ⑲ PROPOSED AGGREGATE WEDGE SHOULDER, TYPE B
- ⑳ STRIP REFLECTIVE CRACK CONTROL TREATMENT SYSTEM A
- ㉑ PROPOSED SHOULDER RUMBLE STRIPS (STD. 642001-01)
- ㉒ POLYMERIZED LEVELING BINDER (MACHINE METHOD), IL-4.75, N50, 3/4"
- ㉓ HOT-MIX ASPHALT SURFACE REMOVAL, 4 1/4"
- ㉔ HOT-MIX ASPHALT SURFACE REMOVAL, 3"
- ㉕ POLYMERIZED LEVELING BINDER (MACHINE METHOD), IL-4.75, N50, 1"
- ㉖ HOT-MIX ASPHALT SURFACE COURSE, MIX "D", N70, 2"
- ㉗ PROPOSED STEEL PLATE BEAM GUARDRAIL (SEE SCHEDULE)
- ㉘ STABILIZED MEDIAN SURFACE
- ㉙ SUB-BASE GRANULAR MATERIAL, TYPE C

NOTES:

1. THE CONTRACTOR SHALL MAINTAIN THE EXISTING CROSS SLOPES.
2. THE EXISTING HMA IN THE FLAG OF THE CURB AND GUTTER SHALL BE REMOVED AND REPLACED AT NO ADDITIONAL COST. THESE COSTS SHALL BE INCLUDED IN THE UNIT PRICES FOR THE VARIOUS MILLING AND RESURFACING OPERATIONS MEASURED TO THE EDGE OF THE SHOULDER.
3. THE COST OF HAND REMOVAL OF HMA SURFACE AROUND CASTINGS SHALL BE INCLUDED IN THE COST OF HMA SURFACE REMOVAL OF THE THICKNESS SPECIFIED.
4. HOT-MIX ASPHALT SHOULDERS, 14" CONSISTS OF HOT-MIX ASPHALT SURFACE COURSE, MIX "D", N70, 1-3/4" AND HOT-MIX ASPHALT BINDER COURSE, IL-19.0, N70, 12-1/4".
5. HOT-MIX ASPHALT SHOULDERS, 10" CONSISTS OF HOT-MIX ASPHALT SURFACE COURSE, MIX "D", N70, 1-3/4" AND HOT-MIX ASPHALT BINDER COURSE, IL-19.0, N70, 8-1/4".
6. STABILIZED MEDIAN SURFACE CONSISTS OF HOT-MIX ASPHALT SURFACE COURSE, MIX "C", N50, 4".
7. TYPICAL SECTION OMISSION STA 568+88 TO 572+91 (SN 016-0162 AND APPROACHES) AND STA 579+59 TO 583+27 (SN 016-0163 AND APPROACHES).
8. SEE MEDIAN TREATMENT DETAIL FOR VARYING CONDITIONS.

FILE NAME = D168021-010-TYPICAL.dgn	USER NAME = dwoznibrski	DESIGNED - RAC	REVISED -	STATE OF ILLINOIS DEPARTMENT OF TRANSPORTATION	BISHOP FORD EXPRESSWAY (I-94) EXISTING & PROPOSED TYPICAL SECTIONS			F.A.I. RTE. 94	SECTION 10312-708W, ETC. & 1315RS-4	COUNTY COOK	TOTAL SHEETS 133	SHEET NO. 10
	PLOT SCALE = 10.0000' / IN.	DRAWN - SAW	REVISED -		SCALE:	SHEET NO. 4 OF 4 SHEETS	STA. 485+91 TO STA. 607+28	CONTRACT NO. 60D21				
	PLOT DATE = 2/8/2009	CHECKED - RAC	REVISED -					FED. ROAD DIST. NO. [ILLINOIS] FED. AID PROJECT				
		DATE - 02/06/09	REVISED -									