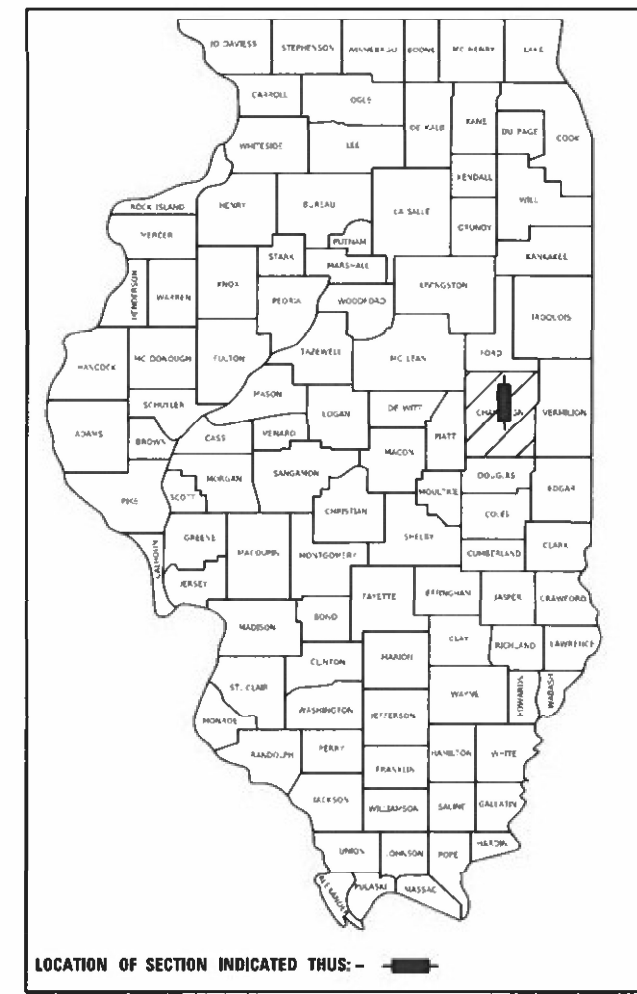


STATE OF ILLINOIS DEPARTMENT OF TRANSPORTATION PROPOSED HIGHWAY PLANS

F.A.S. RTE.	SECTION	COUNTY	TOTAL SHEETS	SHEET NO.
533	D5 CM PATCH 2022-3	CHAMPAIGN	7	1
		ILLINOIS	CONTRACT NO. 70F60	

P-95-006-22



FOR INDEX OF SHEETS, SEE SHEET NO. 2
FOR SUMMARY OF QUANTITIES, SEE SHEET NO. 3

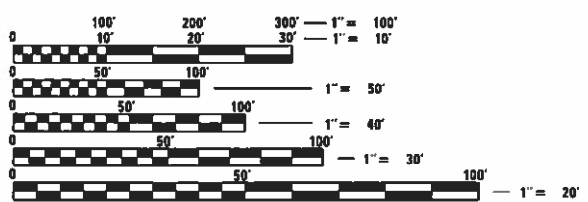
TRAFFIC DATA				
	Leg "A"	Leg "B"	Leg "C"	Leg "D"
	Market St.	Market St.	Market St.	Market St.
2021 ADT	= 1,250	3,300	5,550	4,700
P.U. & P.C.%	= 88.8	83.7	82.9	87.2
SU%	= 7.2	4.2	3.6	6.4
MU%	= 4.0	12.1	13.5	6.4
Truck Rte. Class	= No	No	No	No
N.H.S. Route	= No	No	No	No

Leg "A" is Market St. from Hensley Rd. to I-57 SB ramps.
Leg "B" is Market St. from I-57 SB ramps to I-57 NB ramps.
Leg "C" is Market St. from I-57 NB ramps to Leverett Rd.
Leg "D" is Market St. from Leverett Rd to Ford Harris Rd.

**FAS ROUTE 533 (MARKET ST)
SECTION D5 CM PATCH 2022-3
PATCHING
CHAMPAIGN COUNTY
C-95-023-22
FORD HARRIS RD. TO HENSLEY RD. N. OF CHAMPAIGN**

DESIGN DESIGNATION
MINOR ARTERIAL

TOWNSHIPS
HENSLEY, SOMER

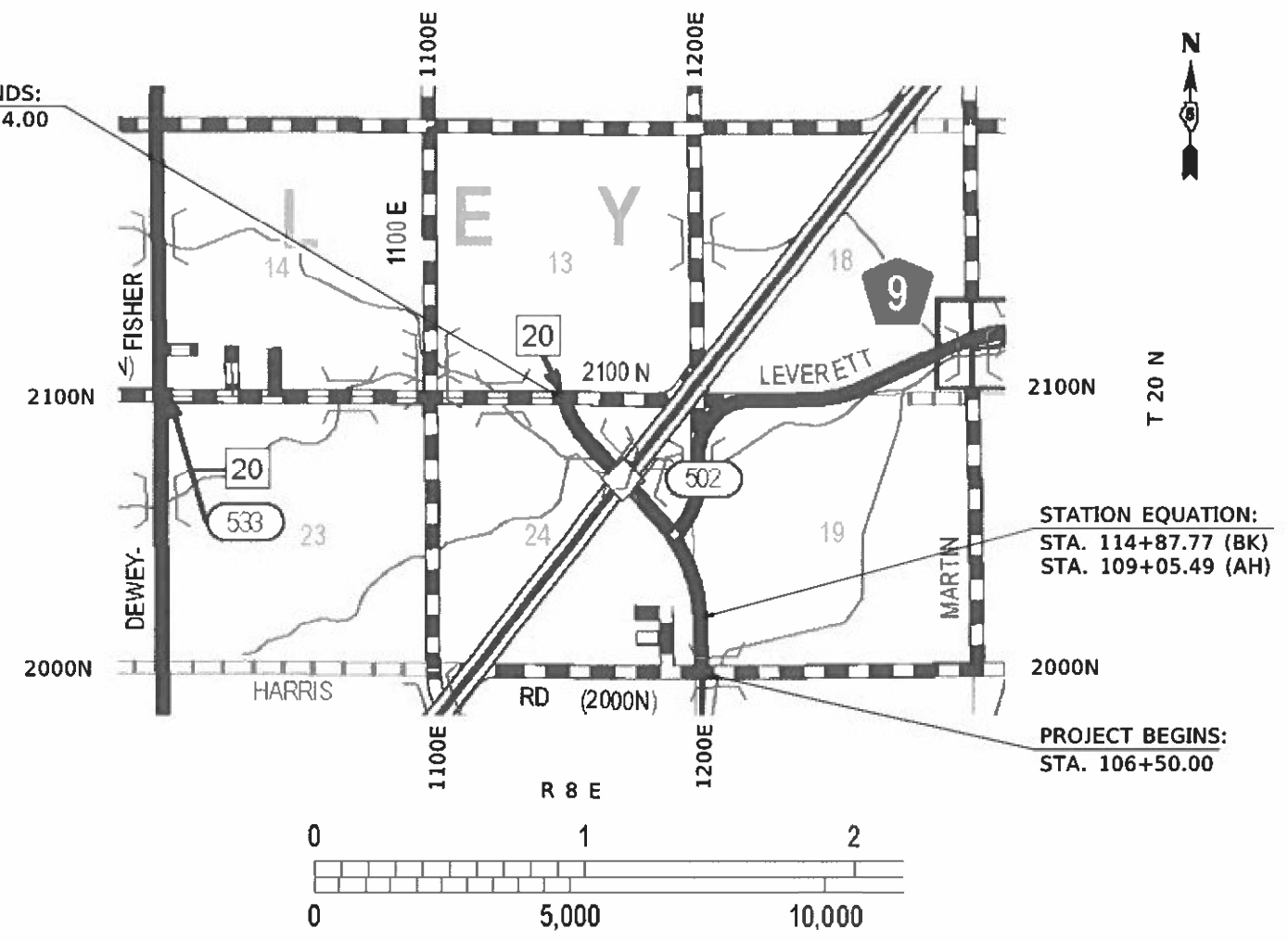


FULL SIZE PLANS HAVE BEEN PREPARED USING STANDARD ENGINEERING SCALES. REDUCED SIZED PLANS WILL NOT CONFORM TO STANDARD SCALES. IN MAKING MEASUREMENTS ON REDUCED PLANS, THE ABOVE SCALES MAY BE USED.

J.U.L.I.E.
JOINT UTILITY LOCATION INFORMATION FOR EXCAVATORS
1-800-892-0123
OR 811

PROJECT ENGINEER: JASON STULTS
DESIGNER: JOSEPH GRAZIANO
PHONE NUMBER: (217) 465-4181

CONTRACT NO. 70F60



STATE OF ILLINOIS
DEPARTMENT OF TRANSPORTATION

SUBMITTED 12/14 2021

Kensil A. Barnett
REGIONAL ENGINEER

February 4 2022

Stephen M. Smith
ENGINEER OF DESIGN AND ENVIRONMENT

February 4 2022

Stephen M. Smith
DIRECTOR OF HIGHWAYS PROJECT IMPLEMENTATION

**PRINTED BY THE AUTHORITY
OF THE STATE OF ILLINOIS**

INDEX OF SHEETS

<u>SHEET NO.</u>	<u>DESCRIPTION</u>
1	COVER SHEET
2	INDEX OF SHEETS
2	HIGHWAY STANDARDS
2	GENERAL NOTES
3	SUMMARY OF QUANTITIES
4-6	TYPICAL CROSS SECTIONS
7	SCHEDULE OF QUANTITIES

LIST OF HIGHWAY STANDARDS

<u>STANDARD NO.</u>	<u>DESCRIPTION</u>
000001-08	STANDARD SYMBOLS, ABBREVIATIONS, & PATTERNS
001001-02	AREAS OF REINFORCEMENT BARS
001006	DECIMAL OF AN INCH AND OF A FOOT
420001-10	PAVEMENT JOINTS
420701-03	PAVEMENT WELDED WIRE REINFORCEMENT
442101-09	CLASS B PATCHES
701001-02	OFF-ROAD OPERATIONS, 2L, 2W, MORE THAN 15' AWAY
701006-05	OFF-ROAD OPERATIONS, 2L, 2W, 15' TO 24" FROM PAVEMENT EDGE
701201-05	LANE CLOSURE, 2L, 2W, DAY ONLY, FOR SPEEDS ≥ 45 MPH
701301-04	LANE CLOSURE, 2L, 2W, SHORT TIME OPERATIONS
701901-08	TRAFFIC CONTROL DEVICES

GENERAL NOTES

G.N. - 100A
 ELECTRONIC FILES AND/OR ELECTRONIC SURVEY INFORMATION INCLUDING CADD
 FILES WILL NOT BE AVAILABLE TO THE CONTRACTOR.

COMMITMENTS

NO COMMITMENTS

MODEL: D:\p\aut FILE: NAME: p:\ulideck-cw-bentley.com\FWIDOT\Documents\DOT Offices\District 5\Projects\DS70F60\CADD\DATA\CAD\Sheet\DS70F60-sh-ContNotes.dgn

USER NAME = grazianoja PLOT SCALE = 40,0000 ' / in. PLOT DATE = 12/14/2021	DESIGNED - DRAWN - CHECKED - DATE -	REVISED - REVISED - REVISED - REVISED -	STATE OF ILLINOIS DEPARTMENT OF TRANSPORTATION	INDEX OF SHEETS, HIGHWAY STANDARDS, & GENERAL NOTES	F.A.S. RTE. 533	SECTION D5 CM PATCH 2022-3	COUNTY CHAMPAIGN	TOTAL SHEETS 7	SHEET NO. 2
				SCALE: SHEET 1 OF 1 SHEETS STA. TO STA.	CONTRACT NO. 70F60 ILLINOIS FED. AID PROJECT				

SUMMARY OF QUANTITIES

LOCATION OF WORK: FAS 533 (MARKET ST)
RURAL
MINOR ARTERIAL
STA. 106+50.00 TO STA. 162+24.00
CHAMPAIGN COUNTY
FUNDING BREAKOUT: 100% STATE
CONSTRUCTION TYPE CODE: 0006

URBAN

CODE NO.	ITEM	UNIT	QUANTITY
44200050	WELDED WIRE REINFORCEMENT	SQ YD	594.0
44200994	CLASS B PATCHES, TYPE II, 12 INCH	SQ YD	164.0
44200998	CLASS B PATCHES, TYPE III, 12 INCH	SQ YD	41.0
44201000	CLASS B PATCHES, TYPE IV, 12 INCH	SQ YD	409.0
44201063	CLASS B PATCHES, TYPE II, 18 INCH	SQ YD	35.0
44201067	CLASS B PATCHES, TYPE III, 18 INCH	SQ YD	35.0
44201069	CLASS B PATCHES, TYPE IV, 18 INCH	SQ YD	110.0
44201299	DOWEL BARS 1 1/2"	EACH	899.0
44213200	SAW CUTS	FOOT	2,390.0
44213204	TIE BARS 3/4"	EACH	131.0
67100100	MOBILIZATION	L SUM	1.0
70100450	TRAFFIC CONTROL AND PROTECTION, STANDARD 701201	L SUM	1.0

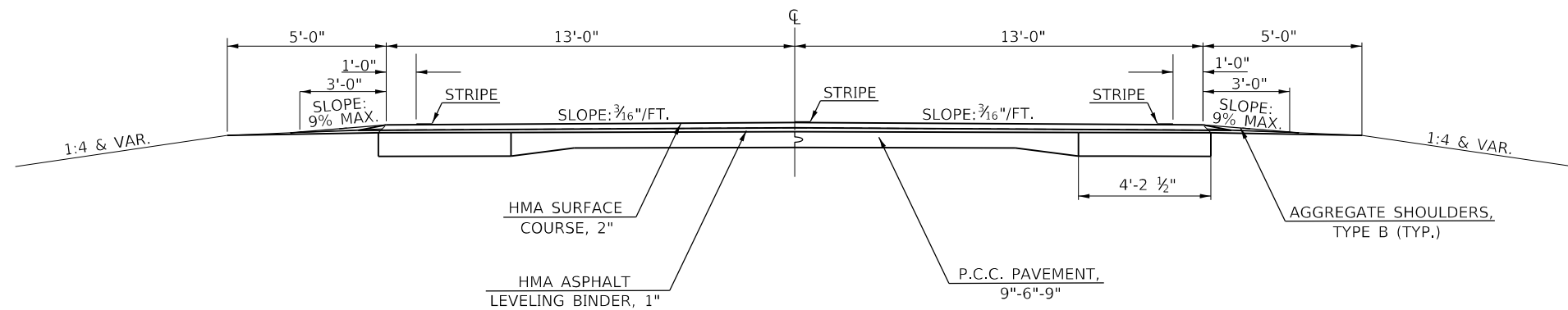
* DENOTES SPECIALTY ITEM

MODEL: D:\default
FILE: NAME: p:\public\sw_bentley.com\PI\PIDOT\Documents\DOT_Offices\District_5\Projects\DS70F60\CADD\data\CADD\sheet\DS70F60-sh1-S00.dgn

USER NAME = grazianoja	DESIGNED -	REVISED -	STATE OF ILLINOIS DEPARTMENT OF TRANSPORTATION	SUMMARY OF QUANTITIES	F.A.S. RTE.	SECTION	COUNTY	TOTAL SHEETS	SHEET NO.	
PLOT SCALE = 40,0000 ' / in.	CHECKED -	REVISED -			533	D5 CM PATCH 2022-3	CHAMPAIGN	7	3	
PLOT DATE = 12/15/2021	DATE -	REVISED -			CONTRACT NO. 70F60					
					SCALE:	SHEET 1	OF 1	SHEETS	STA.	TO STA.

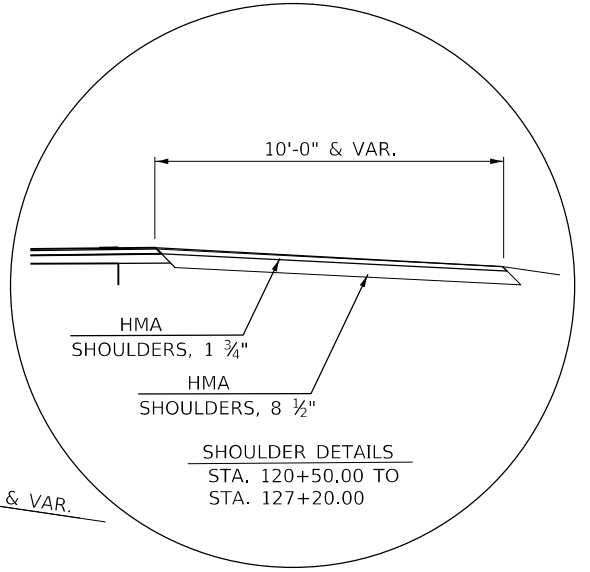
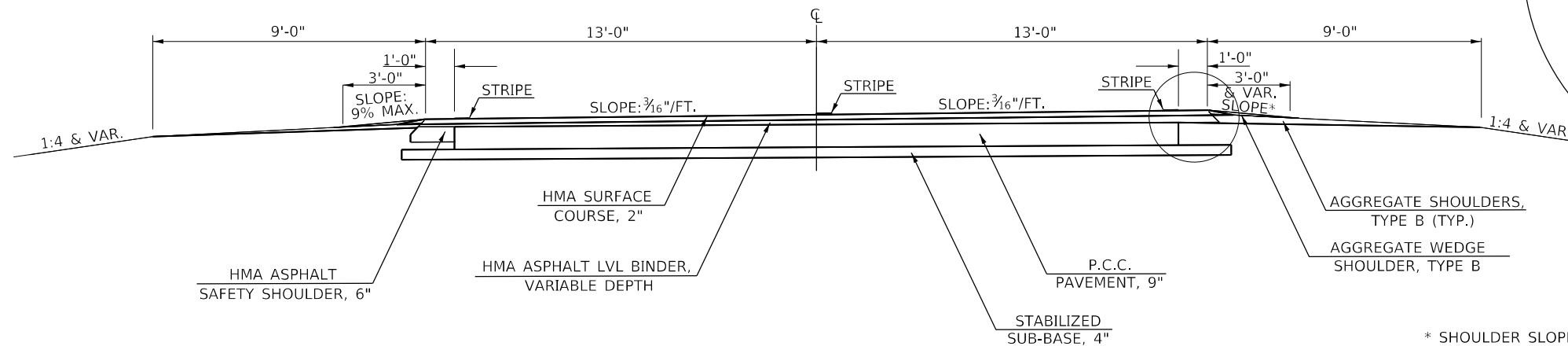
(A) EXISTING TYPICAL CROSS SECTION

STATION TO STATION
106 + 50.00 113 + 86.00 (B)



(B) EXISTING TYPICAL CROSS SECTION

STATION TO STATION
(A) 113 + 86.00 114 + 87.77 (BK)
109 + 05.49 (AH) 133 + 78.69 (C)



* SHOULDER SLOPE THROUGH SUPERELEVATION VARIES FROM 6.5% - 9% MAXIMUM SLOPE TO MAINTAIN 10% MAXIMUM ROLLOVER CRITERIA.

MODEL: D:\rout FILE: NAME: p:\bldg-cw-bentley.com\FWIDOT\Documents\DOT Offices\District 5\Projects\DS70F60\CADD\Drawn\CD\Drawings\DS70F60-shl-typical-a.dgn

USER NAME = grazianoja	DESIGNED -	REVISED -
	DRAWN -	REVISED -
PLOT SCALE = 5,0000' / in.	CHECKED -	REVISED -
PLOT DATE = 12/14/2021	DATE -	REVISED -

STATE OF ILLINOIS
DEPARTMENT OF TRANSPORTATION

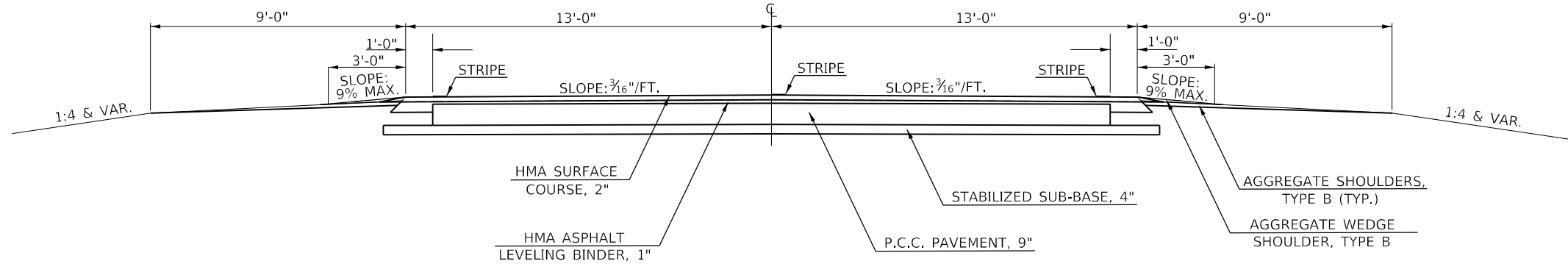
TYPICAL CROSS SECTIONS

SCALE: NTS SHEET 1 OF 3 SHEETS STA. TO STA.

F.A.S. RTE.	SECTION	COUNTY	TOTAL SHEETS	SHEET NO.
533	D5 CM PATCH 2022-3	CHAMPAIGN	7	4
CONTRACT NO. 70F60				
ILLINOIS FED. AID PROJECT				

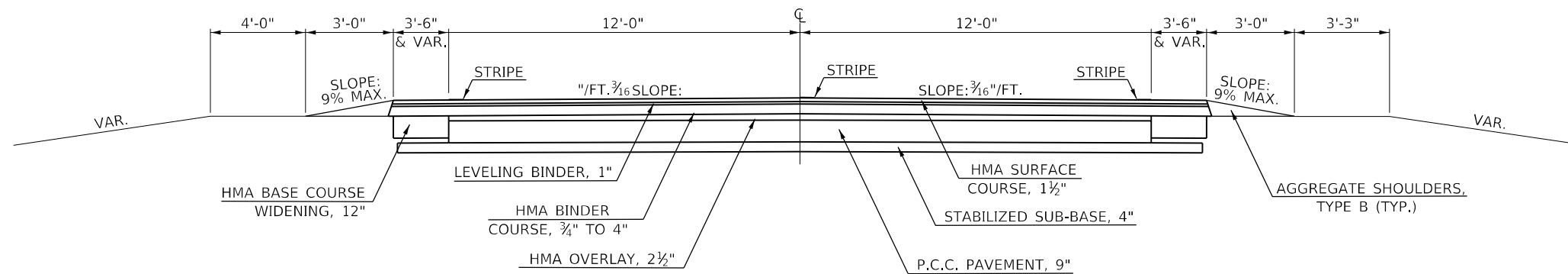
(C) EXISTING TYPICAL CROSS SECTION

STATION TO STATION
(B) 133 + 78.69 **136 + 85.00 (D)**



(D) EXISTING TYPICAL CROSS SECTION

STATION TO STATION
(C) 136 + 85.00 **143 + 15.76 OMISSION**
OMISSION 144 + 40.68 **149 + 62.00 (E)**



MODEL: D:\rout FILE: NAME: p:\bldg\sw_bentley.com\FWIDOT\Documents\DOT_Offices\Dr\frt. 5\Projects\DS70F60\CADD\Drawn\CAD\Sheet\DS70F60-sh1-typical.dgn

USER NAME = grazianoja	DESIGNED -	REVISED -
PLOT SCALE = 5,0000' / in.	DRAWN -	REVISED -
PLOT DATE = 12/14/2021	CHECKED -	REVISED -
	DATE -	REVISED -

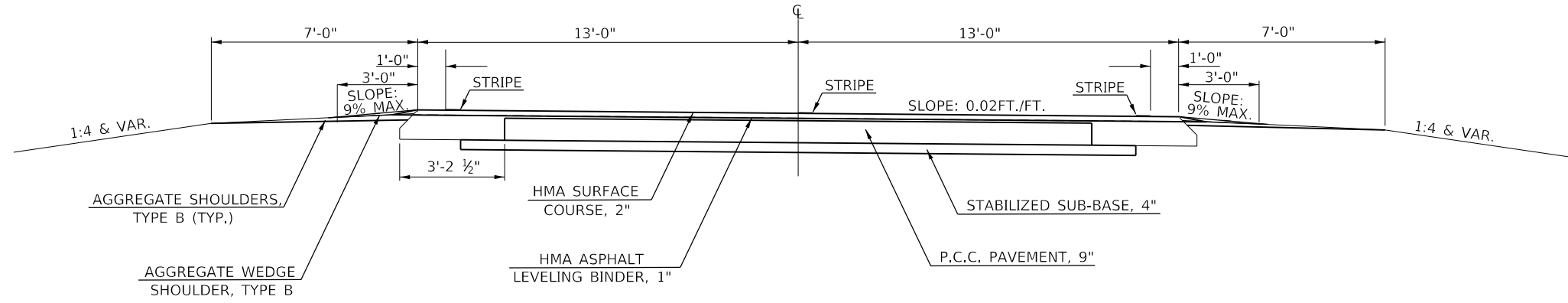
**STATE OF ILLINOIS
 DEPARTMENT OF TRANSPORTATION**

TYPICAL CROSS SECTIONS			
SCALE: NTS	SHEET 2	OF 3 SHEETS	STA. TO STA.

F.A.S. RTE.	SECTION	COUNTY	TOTAL SHEETS	SHEET NO.
533	D5 CM PATCH 2022-3	CHAMPAIGN	7	5
CONTRACT NO. 70F60				
ILLINOIS FED. AID PROJECT				

E EXISTING TYPICAL CROSS SECTION

STATION TO STATION
 D 149 + 62.00 TO 162 + 24.00



MODEL: D:\rout...
 FILE NAME: p:\p\lides-cw-bentley.com\FWIDOT\Documents\DOT_Offices\Drift.ctb 3\Projects\DS70F60\CADD\data\CAD\sheet\DS70F60-shl-typical.dgn

USER NAME = grazianoja	DESIGNED -	REVISED -
	DRAWN -	REVISED -
PLOT SCALE = 5,0000' / in.	CHECKED -	REVISED -
PLOT DATE = 12/14/2021	DATE -	REVISED -

**STATE OF ILLINOIS
 DEPARTMENT OF TRANSPORTATION**

TYPICAL CROSS SECTIONS

SCALE: NTS SHEET 3 OF 3 SHEETS STA. TO STA.

F.A.S. RTE.	SECTION	COUNTY	TOTAL SHEETS	SHEET NO.
533	D5 CM PATCH 2022-3	CHAMPAIGN	7	6
CONTRACT NO. 70F60				
ILLINOIS FED. AID PROJECT				

SCHEDULE OF QUANTITIES

MARKET ST NB CLASS B PATCHES, 12 INCH AND 18 INCH						CLASS B PATCHES, TYPE II, 12 INCH (SQ YD)	CLASS B PATCHES, TYPE III, 12 INCH (SQ YD)	CLASS B PATCHES, TYPE IV, 12 INCH (SQ YD)	CLASS B PATCHES, TYPE II, 18 INCH (SQ YD)	CLASS B PATCHES, TYPE III, 18 INCH (SQ YD)	CLASS B PATCHES, TYPE IV, 18 INCH (SQ YD)	SAW CUTS (FT)	TIE BARS 3/4" (EACH)	DOWEL BARS 1 1/2" (EACH)	WELDED WIRE REINFORCEMENT (SQ. YD)
APPROX. STATION	DIR	LANE	LENGTH	WIDTH	SQ YD										
108+60	NB	DL	8	13	11.56	11.6						55.0		22.0	
113+36	NB	DL	8	13	11.56	11.6						55.0		22.0	
114+87.77 STATION EQUATION (BK)															
109+05.49 STATION EQUATION (AH)															
115+00	NB	DL	8	13	11.56	11.6						55.0		22.0	
127+47	NB	DL	10	13	14.44	14.4						59.0		22.0	
134+95	NB	DL	25	13	36.11			36.1				89.0	8.0	33.0	36.1
135+35	NB	DL	7	13	10.11	10.1						53.0		22.0	
136+48	NB	DL	30	13	43.33			43.3				99.0	10.0	33.0	43.3
137+90	NB	Radius	20	6	13.33				13.3			58.0	14.0	12.0	
138+84	NB	DL	19	13	27.44						27.4	77.0		33.0	27.4
140+51	NB	DL	6	12	8.00				8.0			48.0		20.0	
140+82	NB	DL	14	12	18.67					18.7		64.0		20.0	18.7
SUBTOTAL :						206.1	59.3	79.4	21.3	18.7	27.4	712.0	32.0	261.0	125.5

MARKET ST SB CLASS B PATCHES, 12 INCH AND 18 INCH						CLASS B PATCHES, TYPE II, 12 INCH (SQ YD)	CLASS B PATCHES, TYPE III, 12 INCH (SQ YD)	CLASS B PATCHES, TYPE IV, 12 INCH (SQ YD)	CLASS B PATCHES, TYPE II, 18 INCH (SQ YD)	CLASS B PATCHES, TYPE III, 18 INCH (SQ YD)	CLASS B PATCHES, TYPE IV, 18 INCH (SQ YD)	SAW CUTS (FT)	TIE BARS 3/4" (EACH)	DOWEL BARS 1 1/2" (EACH)	WELDED WIRE REINFORCEMENT (SQ. YD)
APPROX. STATION	DIR	LANE	LENGTH	WIDTH	SQ YD										
108+60	SB	DL	6	13	8.67	8.7						51.0		22.0	
113+36	SB	DL	8	13	11.56	11.6						55.0		22.0	
113+84	SB	DL	6	13	8.67	8.7						51.0		22.0	
114+15	SB	DL	20	13	28.89			28.9				79.0	7.0	33.0	28.9
114+87.77 STATION EQUATION (BK)															
109+05.49 STATION EQUATION (AH)															
115+07	SB	DL	10	13	14.44	14.4						59.0		22.0	
117+20	SB	DL	25	13	36.11			36.1				89.0	8.0	33.0	36.1
117+87	SB	DL	17	13	24.56		24.6					73.0		33.0	24.6
118+09	SB	DL	6	13	8.67	8.7						51.0		22.0	
118+88	SB	DL	80	12	106.67			106.7				196.0	27.0	70.0	106.7
120+05	SB	DL	10	13	14.44	14.4						59.0		22.0	
121+06	SB	DL	30	13	43.33			43.3				99.0	10.0	33.0	43.3
124+00	SB	DL	32	13	46.22			46.2				103.0	11.0	44.0	46.2
124+87	SB	DL	6	13	8.67	8.7						51.0		22.0	
125+77	SB	DL	11	13	15.89		15.9					61.0		22.0	15.9
127+88	SB	DL	10	13	14.44	14.4						59.0		22.0	
134+00	SB	DL	25	13	36.11			36.1				89.0	8.0	33.0	36.1
135+87	SB	DL	11	12	14.67	14.7						58.0		20.0	
136+00	SB	DL	24	12	32.00			32.0				84.0	8.0	30.0	32.0
137+02	SB	DL	18	13	26.00						26.0	75.0		33.0	26.0
137+53	SB	DL	39	13	56.33						56.3	117.0	13.0	44.0	56.3
138+88	SB	DL	11	13	15.89					15.9		61.0		22.0	15.9
139+50	SB	DL	20	6	13.33				13.3			58.0	7.0	12.0	
SUBTOTAL :						585.6	104.3	40.5	329.3	13.3	15.9	1678.0	99.0	638.0	468.0

	CLASS B PATCHES, TYPE II, 12 INCH (SQ YD)	CLASS B PATCHES, TYPE III, 12 INCH (SQ YD)	CLASS B PATCHES, TYPE IV, 12 INCH (SQ YD)	CLASS B PATCHES, TYPE II, 18 INCH (SQ YD)	CLASS B PATCHES, TYPE III, 18 INCH (SQ YD)	CLASS B PATCHES, TYPE IV, 18 INCH (SQ YD)	SAW CUTS (FT)	TIE BARS 3/4" (EACH)	DOWEL BARS 1 1/2" (EACH)	WELDED WIRE REINFORCEMENT (SQ. YD)
GRAND TOTAL :	44200994	44200998	44201000	44201063	44201067	44201069	44213200	44213204	44201299	44200050
USE :	163.6	40.5	408.7	34.6	34.6	109.7	2390.0	131.0	899.0	593.5
	164.0	41.0	409.0	35.0	35.0	110.0	2390.0	131.0	899.0	594.0

MODEL: D:\n\... FILE: NAME: ...

USER NAME = grazianoja	DESIGNED -	REVISED -
	DRAWN -	REVISED -
PLOT SCALE = 40,0000 ' / in.	CHECKED -	REVISED -
PLOT DATE = 12/15/2021	DATE -	REVISED -

**STATE OF ILLINOIS
DEPARTMENT OF TRANSPORTATION**

SCHEDULE OF QUANTITIES

SCALE: SHEET 1 OF 1 SHEETS STA. TO STA.

F.A.S. RTE.	SECTION	COUNTY	TOTAL SHEETS	SHEET NO.
533	D5 CM PATCH 2022-3	CHAMPAIGN	7	7
ILLINOIS FED. AID PROJECT			CONTRACT NO. 70F60	