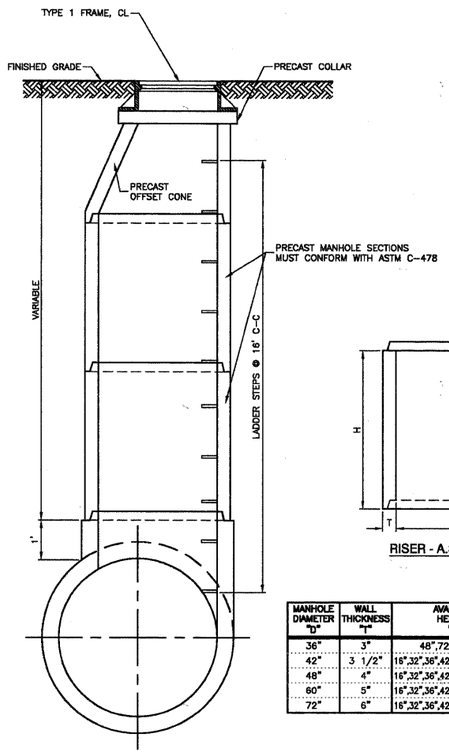

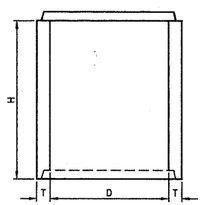

RISER - A.S.T.M. C-478

MANHOLE DIAMETER "D"	WALL THICKNESS "T"	AVAILABLE HEIGHTS "H"
36"	3"	48",72", & 96"
42"	3 1/2"	16",32",36",42",48",64", & 72"
48"	4"	16",32",36",42",48",64", & 72"
60"	5"	16",32",36",42",48",64", & 72"
72"	6"	16",32",36",42",48",64", & 72"

PRECAST TEE MANHOLE DETAIL

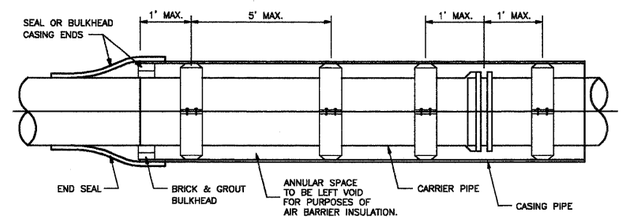

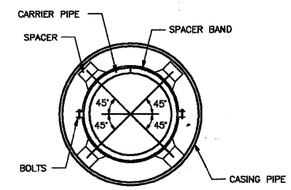

SECTION

CASING SPACER INSTALLATION

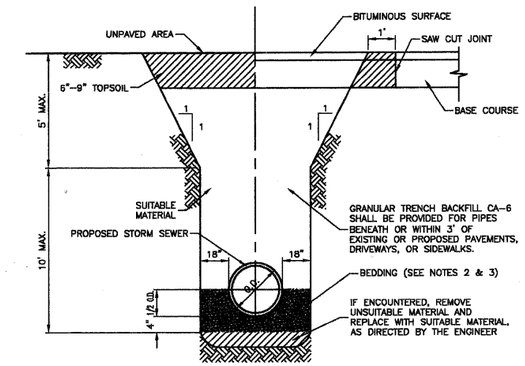

NOTES:
1. TRENCH SHALL BE IN ACCORDANCE WITH OSHA SAFETY STANDARDS.
2. BEDDING SHALL BE REQUIRED TO BE A MINIMUM THICKNESS EQUAL TO 1/4 OF THE OUTSIDE DIAMETER OF THE PIPE BUT SHALL NOT BE LESS THAN 4". AS A MINIMUM, BEDDING AND HAUNCHING MATERIAL SHALL CONFORM TO THE REQUIREMENTS OF THE "STANDARD SPECIFICATIONS FOR ROAD AND BRIDGE CONSTRUCTION." THE GRADATIONS SHALL EITHER BE FA-1 OR FA-2.
3. WHEN STORM SEWER CONSTRUCTION OCCURS IN COMBINED SEWER AREAS, BEDDING AND HAUNCHING MATERIAL SHALL CONFORM TO THE REQUIREMENTS OF THE "METROPOLITAN WATER RECLAMATION DISTRICT OF GREATER CHICAGO." THE GRADATIONS SHALL EITHER BE CA-11 OR CA-13.

TRENCH BACKFILL DETAIL FOR STORM SEWER

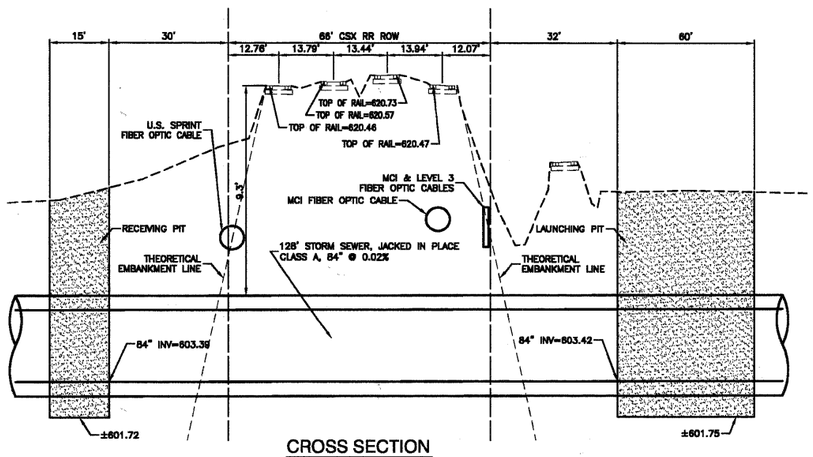

CROSS SECTION

STORM SEWER CROSSING

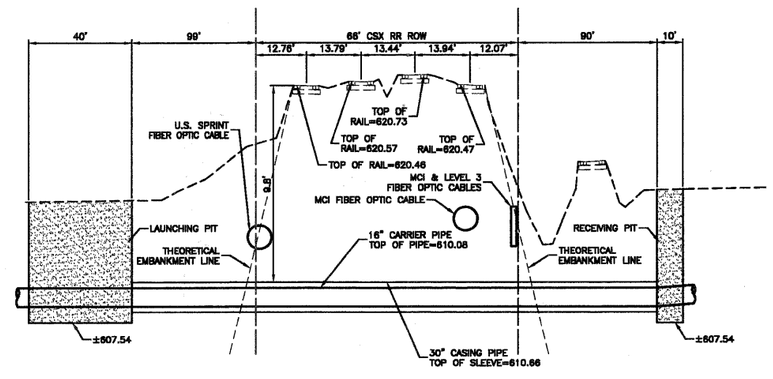

CROSS SECTION

WATER MAIN CROSSING

FILE NAME = 09853-DTLS-01 - IDOT P01	USER NAME =	DESIGNED — PKB	REVISED —	STATE OF ILLINOIS DEPARTMENT OF TRANSPORTATION	71ST STREET	F.A.U. RTE.	SECTION	COUNTY	TOTAL SHEETS	SHEET NO.
		CHECKED — PKB	REVISED —		CONSTRUCTION DETAILS	1537	06-00050-00-GS	COOK	209	69
	PLOT SCALE =	DRAWN — PS	REVISED —					CONTRACT NO. 63556		
	PLOT DATE = 12/23/10	CHECKED — AG	REVISED —		SCALE: SHEET NO. 69 OF 209 SHEETS STA. TO STA.	FED. ROAD DIST. NO. 1	ILLINOIS	FED. AID PROJECT CRE-9003(709)		