Notes:
See sheet 15 of 26 for Sections C-C & D-D, View E-E and Bill of Material.
$a_{100}(E)$ - $a_{103}(E)$ bar spacings measured along ℄ Rdwy.

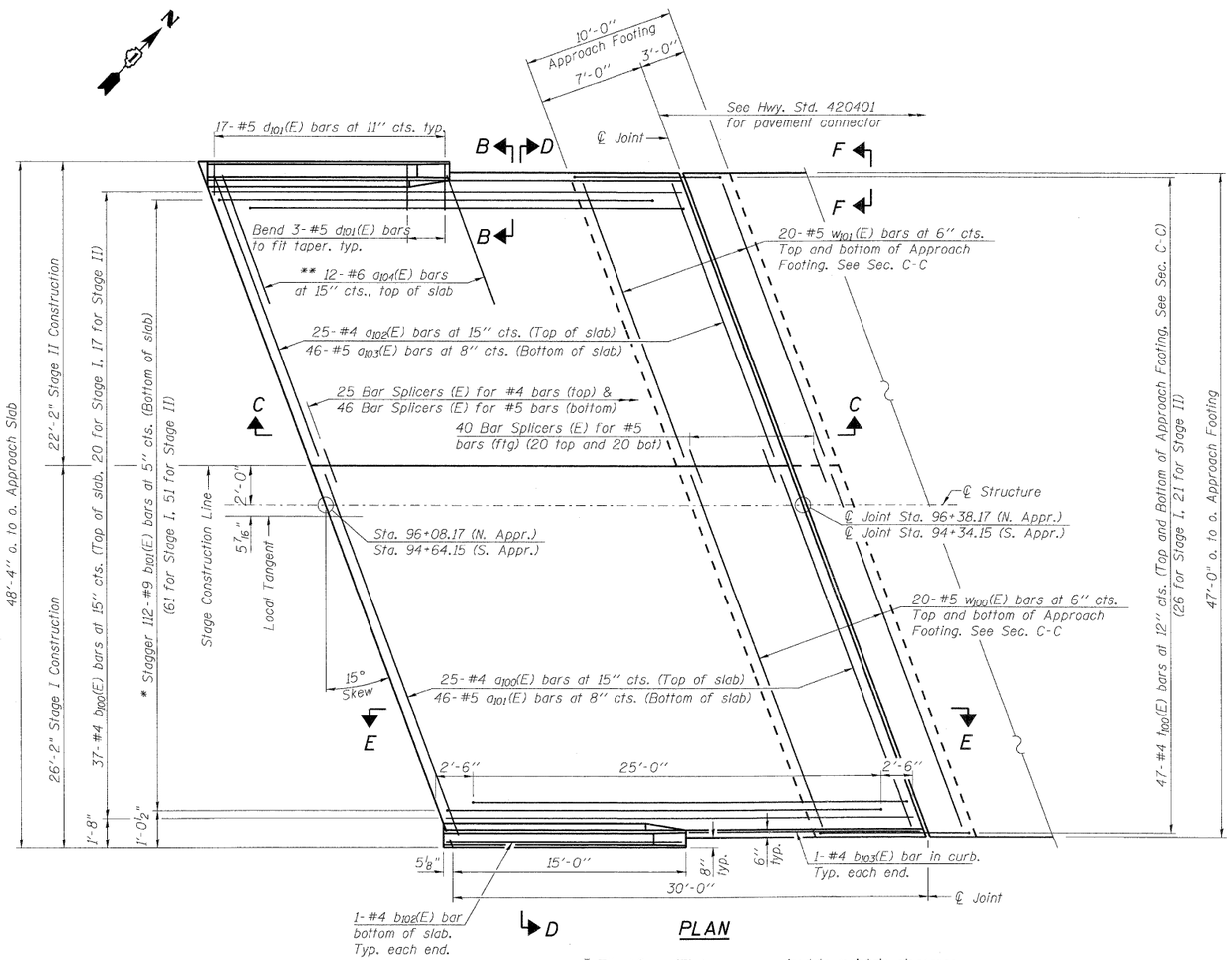

PLAN

* Tilt #9 $b_{101}(E)$ bars as required to maintain clearance.
** Alternate with $a_{100}(E)$ and $a_{102}(E)$ bars, typ. each parapet.
North Approach Slab Shown.
South Approach Slab is similar and opposite hand.

*** Cost included with Concrete Superstructure.

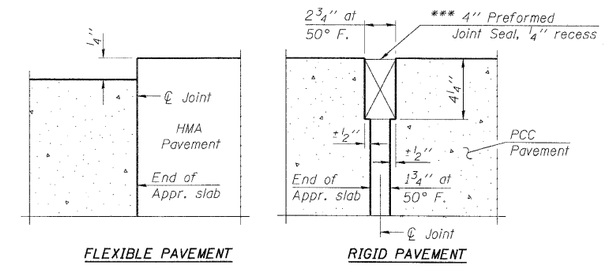

FLEXIBLE PAVEMENT

RIGID PAVEMENT

DETAIL A

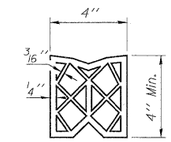

PREFORMED JOINT SEAL

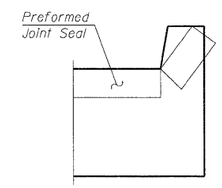

VIEW F-F

Angle Preformed Joint Seal at 45° at curbs when req'd for drainage.

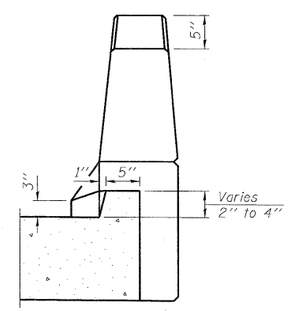

VIEW B-B

LOMCO, INC. CONSULTING ENGINEERS 1560 WALL ST, SUITE 222 NAPERVILLE, ILLINOIS 60563 PH: (630) 577-9100	DESIGNED - SLV	REVISED -	STATE OF ILLINOIS DEPARTMENT OF TRANSPORTATION	BRIDGE APPROACH SLAB DETAILS (1 OF 2) STRUCTURE NO. 056-0277
	CHECKED - MJM	REVISED -		
	DRAWN - SLV	REVISED -		SHEET NO. 14 OF 26 SHEETS
	CHECKED - DJB	REVISED -		

F.A.P. RTE.	SECTION	COUNTY	TOTAL SHEETS	SHEET NO.
324	24B-2	McHENRY	76	42
	D-91-178-09	CONTRACT NO. 60F64		
	ILLINOIS FED. AID PROJECT			