

FAP ROUTE	SECTION	COUNTY	TOTAL SHEETS	SHEET NO.
586	60R-2, 37R-1	MADISON	502	224

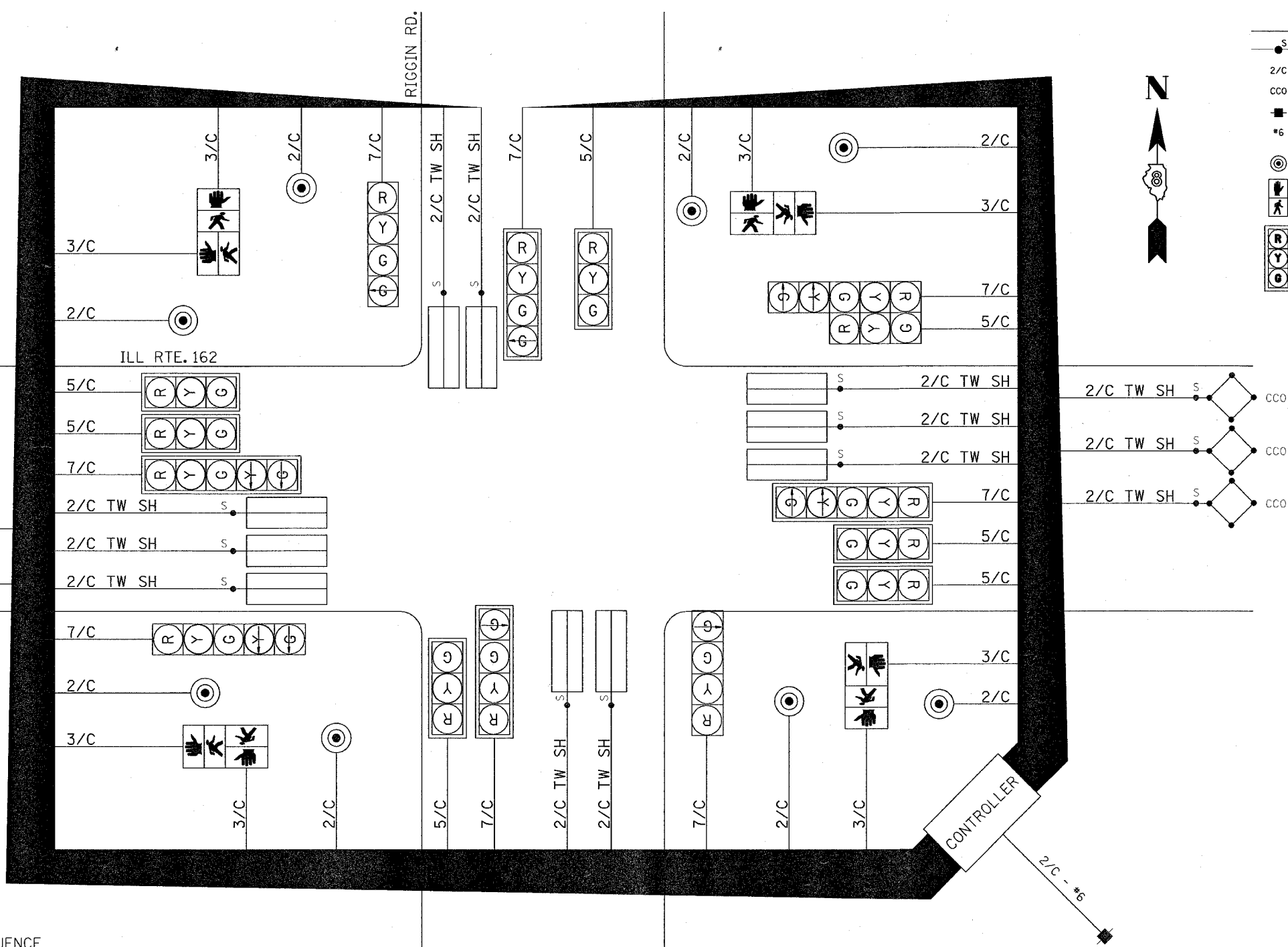
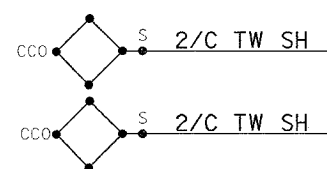
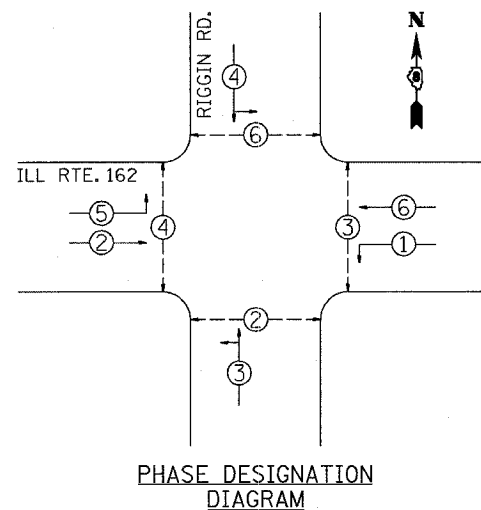
STA. TO STA.

EXISTING CONDITIONS:
CONTRACT 76301

CABLE DIAGRAM LEGEND

- ELECTRIC CABLE IN CONDUIT
- CABLE SPLICE (SEE GENERAL NOTES)
- 2/C** INDICATES NUMBER OF CONDUCTORS IN CABLE
- CCO** CALL CARRY OVER (SEE GENERAL NOTES)
- CALL DELAY (SEE GENERAL NOTES)
- *6** INDICATES AMERICAN WIRE GAUGE (AWG) SIZE 6 CONDUCTORS (SEE GENERAL NOTES)
- PROPOSED PEDESTRIAN PUSHBUTTON DETECTOR
- PROPOSED PEDESTRIAN SIGNAL HEAD
- PROPOSED SIGNAL HEAD WITH BACKPLATE

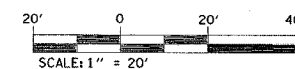
PLAN	REVISIONS	DATE
NO.	BY	
1		
2		
3		
4		
5		
6		
7		
8		
9		
10		



FULL-ACTUATED CONTROLLER SEQUENCE
8 PHASES IN TYPE IV CABINET

PROPOSED SEQUENCE OF OPERATION								
PHASE	1	2	3	4	5	6	7	8
MOVEMENT							NOT	NOT
CONCURRENT MOVEMENT PERMITTED	5 OR 6	5 OR 6			1 OR 2	1 OR 2	USED	USED

* PEDESTRIAN INTERVAL PUSHBUTTON ACTIVATED



REVISIONS	
NAME	DATE

ILLINOIS DEPARTMENT OF TRANSPORTATION
CABLE PLAN
PHASE DESIGNATION DIAGRAM
CONTROLLER SEQUENCE
FAP 586
SECTION 60R-2, 37R-1
MADISON COUNTY
DRAWN BY: