F.A.U. RTE.	SECTION	COUNTY	TOTAL SHEETS	SHEET NO.
6108	***	LA SALLE	679	297
STA.		TO STA.		
FED. ROAD DIST. NO.	ILLINOIS	FED. AID PROJECT		

*** (70X,71X)RS-1, (71X-VBR)DM
CONTRACT NO. 66225

ALTERNATE MATERIALS FOR WALLS	T
PRECAST REINFORCED CONCRETE RISERS	4"
CONCRETE MASONRY UNIT	5"
MONOLITHIC CONCRETE	6"
BUILDING BRICK, GRADE SW FROM CLAY OR SHALE	8"
CONCRETE BUILDING BRICK, GRADE A	8"

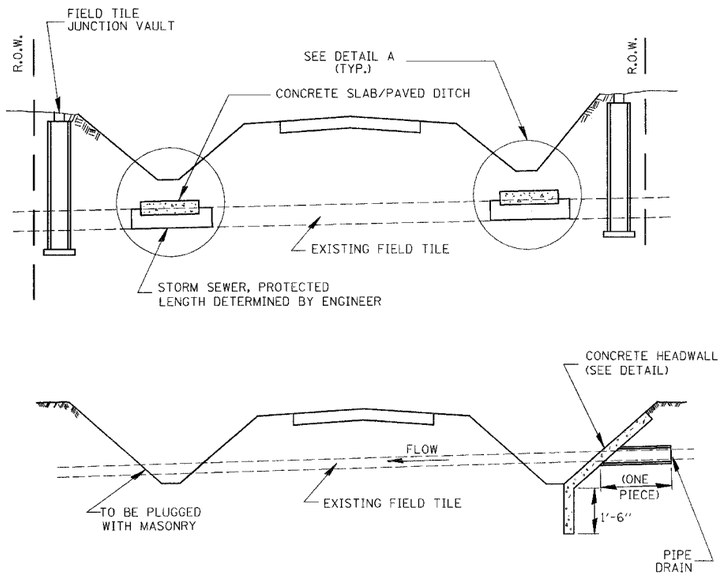

FIELD TILE REPLACEMENT

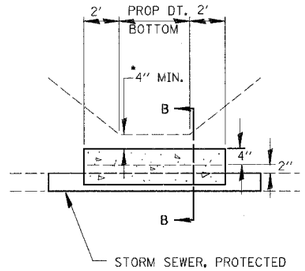

DETAIL A

NO SCALE

*IF A 4" COVER CAN NOT BE PROVIDED A PAVED DITCH SHALL BE CONSTRUCTED AS SHOWN IN DETAIL C.

NOTES

1. WIDTH OF CONCRETE SLAB SHALL BE THE SAME AS THE TRENCH WIDTH IN ACCORDANCE WITH SECTION 550 OF THE STD. SPECIFICATIONS, OR 3' MIN.
2. CONCRETE FOR SLAB, HEADWALL AND PAVED DITCH SHALL BE PAID FOR AT THE CONTRACT UNIT PRICE PER CUBIC YARD FOR MISCELLANEOUS CONCRETE."
3. COST OF FURNISHING AND INSTALLING WIRE MESH SHALL BE INCLUDED IN THE CONTRACT UNIT PRICE PER CUBIC YARD FOR MISCELLANEOUS CONCRETE. WIRE MESH TO WEIGH NOT LESS THAN 58# PER 100 SQ. FT.

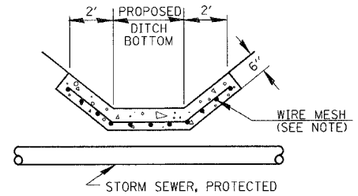

DETAIL C

NO SCALE

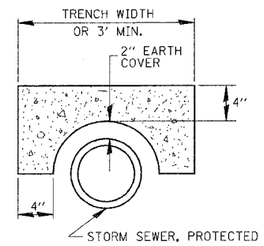

SECTION B–B

NOTES

1. THE CONTRACT UNIT PRICE FOR FIELD TILE JUNCTION VAULT SHALL INCLUDE THE COST OF FURNISHING AND PLACING THE FRAME AND GRATE OR PRECAST CONCRETE LID AND WHEN REQUIRED, THE SAND CUSHION.
2. ALL FIELD TILE JUNCTION VAULTS SHALL BE 2'-0" IN DIAMETER UNLESS OTHERWISE NOTED ON THE PLANS.

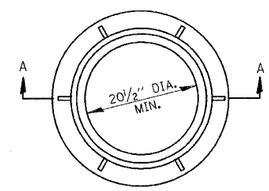

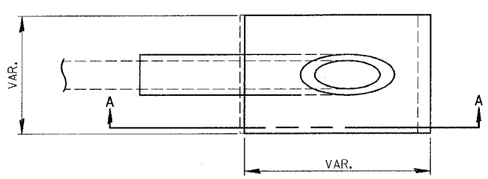

PLAN

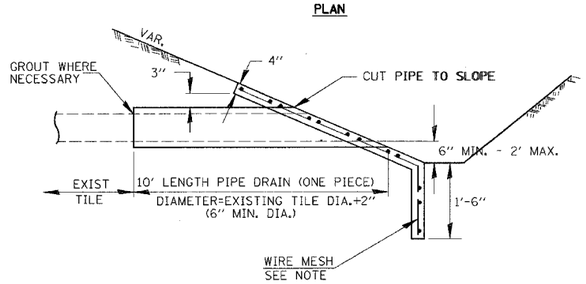

SECTION A-A

NOTES

1. ANY STORM SEWER OR FIELD TILE OUTLET INTO A DITCH SHALL HAVE A HEADWALL BUILT IN ACCORDANCE WITH THIS DETAIL.
2. COST OF FURNISHING AND INSTALLING WIRE MESH SHALL BE INCLUDED IN THE CONTRACT UNIT PRICE PER CUBIC YARD FOR MISCELLANEOUS CONCRETE. WIRE MESH TO WEIGH NOT LESS THAN 58# PER 100 SQ. FT.

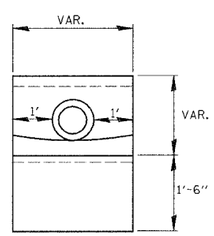

END VIEW

CLASS SI CONCRETE HEADWALLS

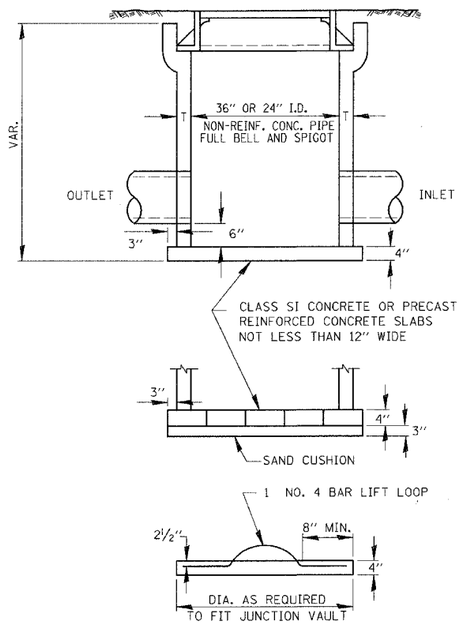

FIELD TILE JUNCTION VAULT

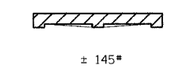

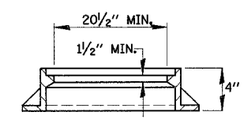

SECTION A-A

611–2

ILLINOIS DEPARTMENT OF TRANSPORTATION

DETAILS

FAU 6108 (IL. RTE. 351)
SECTION (70X, 71X)RS-1, (71X-VBR)DM
LASALLE COUNTY

SCALE: VERT. HORIZ.
DATE: 06/06/03

DRAWN BY: MABUS
DESIGNED BY: BOTT
CHECKED BY: COLBROOK

GREENE & BRADFORD, INC. OF SPRINGFIELD
CONSULTING ENGINEERS
1000 SOUTH 6TH STREET
SPRINGFIELD, ILLINOIS 62757
PROFESSIONAL DESIGN FIRM NO. 184-000175
PROFESSIONAL ELECTRICAL ENGINEERING CORPORATION
(217) 753-8444, (217) 753-8227 (FX), E-MAIL: "GABRADFORD@GBTFW.GLOBE.COM"

COMPUTER FILE NO. STANDARDS-10
PROJECT: 01194_B_S
03/03/04-RPB

REVISIONS	
NAME	DATE

DESIGN		
INT.	DATE	REASON

PLOTS & CHECKS			
INT.	DATE	NO.	REASON

CHECKS		
INT.	DATE	REASON

FILE NAME = $FILE$
PLOT SCALE = $PLTSCALE$ DRV = $PLOTTER$
PLOT DATE = $DATE$
PLOT TIME = $TIME$
OPERATOR = $USER$

IDOTPL-50 1"=50' 11/18/03

FAU RTE. 6108 (IL RTE. 351) LASALLE CO.

\south jobs\standards.dgn 12/2/2004 6:30:52 PM User = greg1