EROSION CONTROL DETAILS FOR SILT FENCE

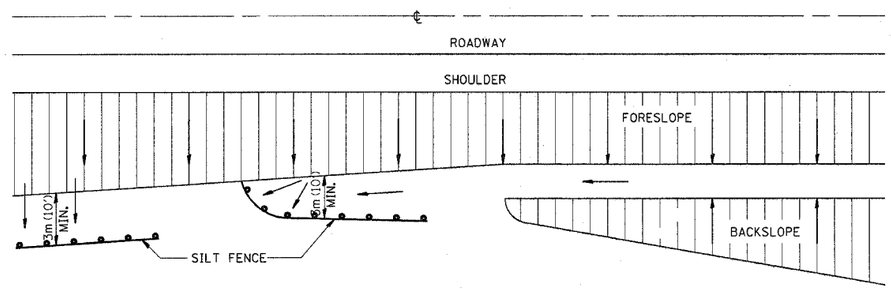

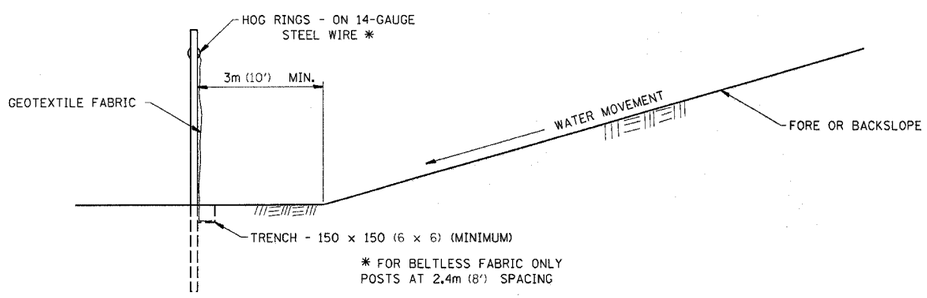

DETAILS OF SILT FENCE

SLOTTED DRAIN PIPE

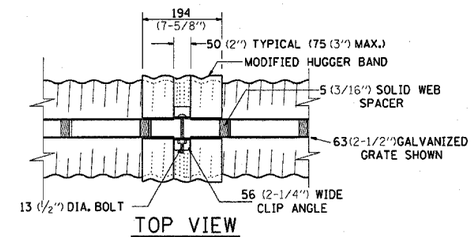

TOP VIEW

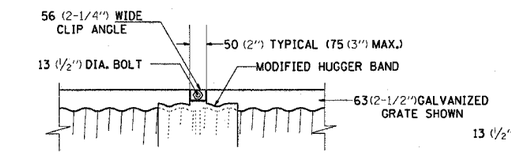

SIDE VIEW

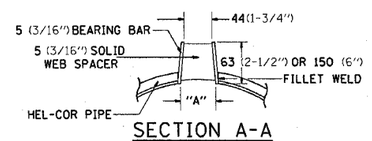

SECTION A-A

STANDARD DETAIL

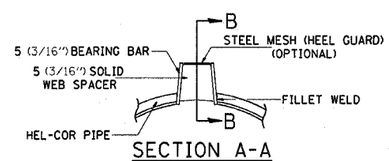

SECTION A-A

DETAIL WITH MESH

(TRAPEZOIDAL GALVANIZED GRATE SHOWN)

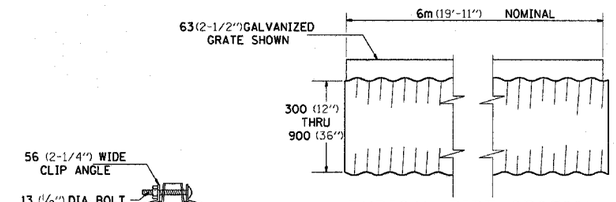

TYPICAL PIPE SECTION

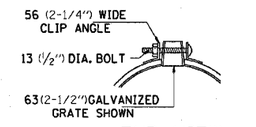

END VIEW

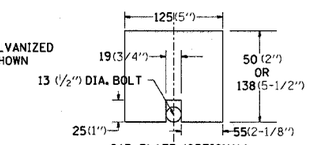

GAP PLATE (OPTIONAL)
MAY BE PLACED DIRECTLY OVER BAND BOLT TO PROVIDE CONTINUOUS FORM FOR GROUTING.

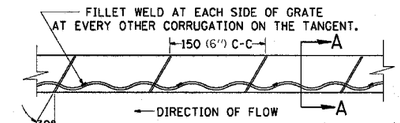

GRATE WELDING DETAIL

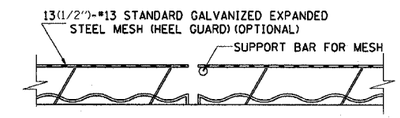

SECTION B-B

STANDARD SIZES						
GAGE OF PIPE	DIAMETER OF PIPE					
	300 (12")	375 (15")	450 (16")	600 (24")	750 (30")	900 (36")
16	X	X	X	X	X	X
14	X	X	X	X	X	X
12	N.A.	N.A.	N.A.	N.A.	X	X

GRATE TYPE		"A"
VERT	63 (2-1/2")	44 (1-3/4")
VERT	150 (6")	44 (1-3/4")
TRAP	63 (2-1/2")	56 (2-1/4")
TRAP	150 (6")	75 (3")

VERT = VERTICAL
TRAP = TRAPIZOIDAL

SLOTTED DRAIN NOTES

1. GRATING IS AVAILABLE IN DEPTHS OF 63 (2-1/2) AND 150 (6")
2. VERTICAL GRATING (STRAIGHT SIDES) WITH VERTICAL SPACERS IS ALSO AVAILABLE.
3. FOR 150 (6") VERTICAL & TRAPIZOIDAL REQUIREMENTS, THE SLOTTED DRAIN BAND MAY BE FURNISHED WITH THE 100 (4") TECHCO BAND ANGLE.
4. DIMENSIONS ARE SUBJECT TO MANUFACTURING TOLERANCES.
5. REFERENCE CONTECH BAND MANUAL DWG. NO. 1008466 FOR BAND DETAILS.

MANUFACTURING TOLERANCES

1. VERTICAL BOW +-10 (3/8")
2. HORIZONTAL BOW +-16 (5/8")
3. TWIST +-13 (1/2")

NOTES

CLASS SI CONCRETE SHALL BE USED THROUGHOUT.

THE SLOTTED DRAIN SHALL BE CORRUGATED PIPE CULVERT WITH INTEGRAL SLOTTED DRAINS. BEFORE PLACING THE CONCRETE ADJACENT TO THE PIPE, THE SLOT SHALL BE COVERED BY EITHER THIN, FLAT METAL SHEETING OR BY A BOARD NOTCHED TO FIT OVER THE GRATE BARS. THIS COVERING MUST FIT CLOSELY IN THE SLOT TO PREVENT ENTRY OF CONCRETE INTO THE PIPE. PAVING OVER THE SLOTTED DRAIN WILL THEN BE ONE CONTINUOUS OPERATION OVER THE PROTECTED DRAIN. THE PROTECTION FOR THE DRAIN SLOT SHALL THEN BE REMOVED. THE PIPE SHALL DRAIN INTO THE SIDE OF THE INLET. THE OPENING WHERE THE SLOT IS REMOVED SHALL BE COVERED TO PREVENT CONCRETE FROM ENTERING THE PIPE.

THE CORRUGATED STEEL PIPE USED IN THE SLOTTED DRAIN SHALL MEET THE REQUIREMENTS OF AASHTO M-36/ASTM A 760. THE CMP SHALL BE GALVANIZED OR ALUMINIZED STEEL TYPE 2. STEEL GRATING SHALL MEET THE GALVANIZING REQUIREMENTS OF AASHTO M-111. THIS WORK WILL BE PAID FOR AT THE CONTRACT UNIT PRICE PER FOOT FOR SLOTTED DRAIN PIPE, AND SHALL INCLUDE ELBOWS, DRILLING HOLES IN GRATING, SUPPLYING AND PLACING A1 BARS AND CONCRETE.

USE APPROVED END CAP TO PREVENT CONCRETE ENTRY INTO THE PIPE DURING GUTTER CONSTRUCTION ON THE UPSTREAM END OF PIPE.

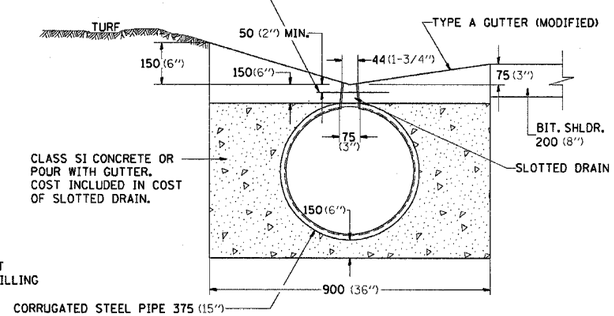

ALL DIMENSIONS ARE IN MILLIMETERS (INCHES) UNLESS OTHERWISE NOTED.

REVISED 10-22-01

29.2

PLOT DATE = Thu Dec 23 11:48:44 2004
FILE NAME = C:\projects\k2025800\k2025800sp1.dgn
PLOT SCALE = 50.0000 ' / IN.
REFERENCE = REF