F.A.I. RTE.	SECTION	COUNTY	TOTAL SHEETS	SHEET NO.
90/94	2004-074RS	COOK	63	38
STA.		TO STA.		
FED. ROAD DIST. NO. 1	ILLINOIS	FED. AID PROJECT		

62813

RAMPED SIDEWALK

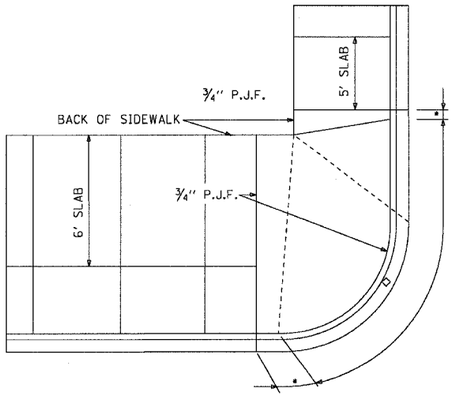

TYPICAL RAMP WITH FULL WALK
10 FEET WIDE OR LESS

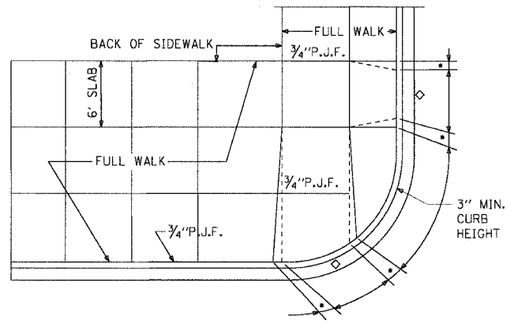

TYPICAL RAMP WITH FULL WALK
GREATER THAN 10 FEET WIDE

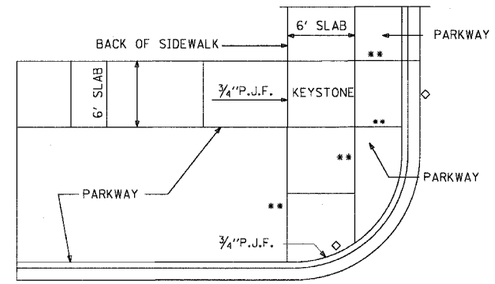

TYPICAL RAMP ADJACENT TO PARKWAY

RAMP SLOPE

DESIRABLE MAXIMUM 1" PER FOOT
ABSOLUTE MAXIMUM 1½" PER FOOT

* FLARE SLOPE

DESIRABLE MAXIMUM 3" PER FOOT
MINIMUM WIDTH OF FLARE 1 FOOT

** 7" SIDE CURB

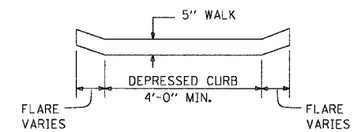

FRONT VIEW

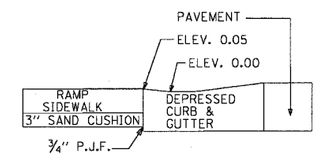

TYPICAL SECTION
AT GUTTER

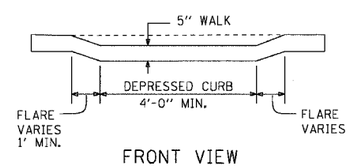

FRONT VIEW

DETAILS OF PORTLAND CEMENT CONCRETE SIDEWALK CONSTRUCTION

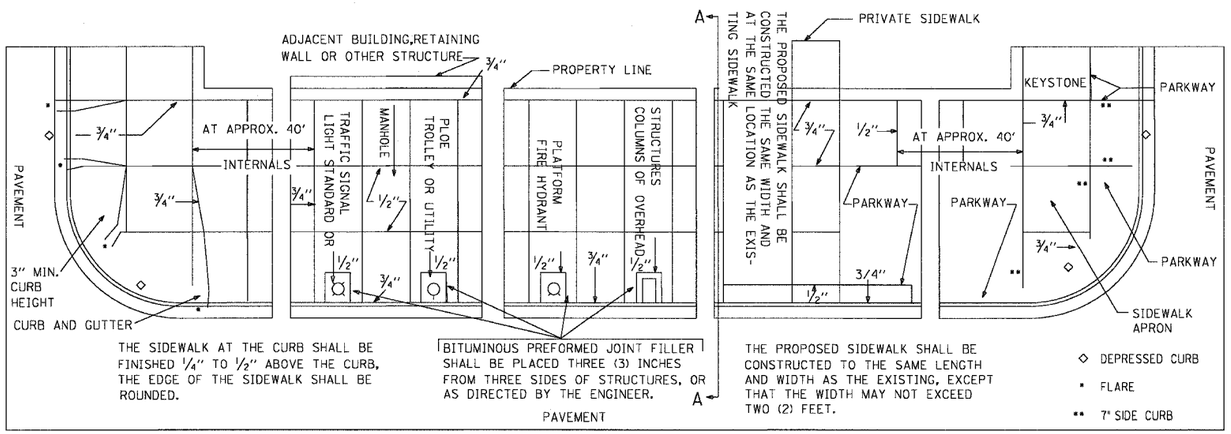

THE SLOPE FOR SIDEWALKS AND PARKWAYS REQUIRED BY THE CITY CODE IS 1" IN 3'. IF EXISTING CONDITIONS ABSOLUTELY REQUIRE, THIS SLOPE MAY BE REDUCED TO A MINIMUM OF 1" IN 4' OR INCREASED TO A MAXIMUM OF 1" IN 2'.

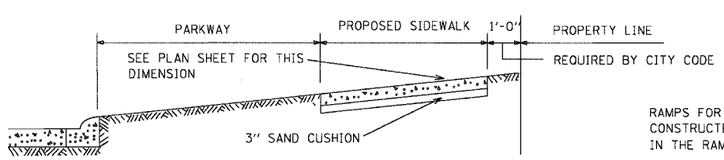

SECTION A-A

RAMPS FOR THE DISABLED WILL BE CONSTRUCTED AT CORNERS AS SHOWN IN THE RAMPED SIDEWALK DETAIL.

THE 1/2" AND 3/4" DIMENSIONS NOTED ON THE DRAWING REFER TO THE THICKNESS OF THE BITUMINOUS PREFORMED JOINT FILLER REQUIRED AT THE VARIOUS LOCATIONS. BITUMINOUS PREFORMED JOINT FILLER IS NOT PAID FOR SEPARATELY,BUT INCLUDED IN THE COST OF THE SIDEWALK.

LEGEND

- PREFORMED JOINT FILLER
- DUMMY JOINT
- SLOPE BREAKPOINT
- FLARED CURB
- 7" SIDE CURB
- DEPRESSED CURB

NOTES:

PREFORMED JOINT FILLER SHALL BE PLACED AS NOTED IN STANDARD DETAILS FOR SIDEWALK CONSTRUCTION.

THIS STANDARD SHOULD BE CONSIDERED TYPICAL FOR MOST LOCATIONS. THERE MAY BE SPECIAL INSTANCES WHERE DESIGN CHANGES WILL BE REQUIRED.

CTE ENGINEERS
CONSOER TOWNSEND ENVIRODYNE ENGINEERS, INC.
303 EAST WACKER DRIVE, SUITE 600
CHICAGO ILLINOIS 60601-5202, PHONE: (312) 938-0300

REVISIONS	
NAME	DATE

ILLINOIS DEPARTMENT OF TRANSPORTATION
F.A.I. 90/94 (DAN RYAN EXPRESSWAY)
59th ST TO 57th ST (WELLS STREET)

CITY STANDARD DETAILS
SIDEWALK CONSTRUCTION
DETAILS

SCALE: NONE | DRAWN BY: CDOT
DATE: December 17, 2004 | CHECKED BY:

m:\P40468\CH\14-Ctr19\Add_Ctr19\Ctr19\sht\Roadway Details\C9819_rd03.sht
12/14/2004 5:03:35 PM