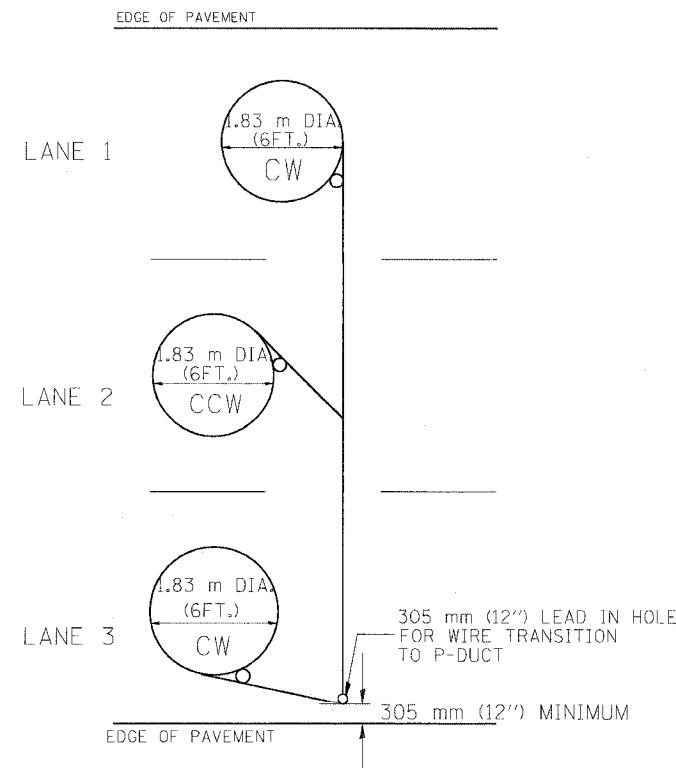
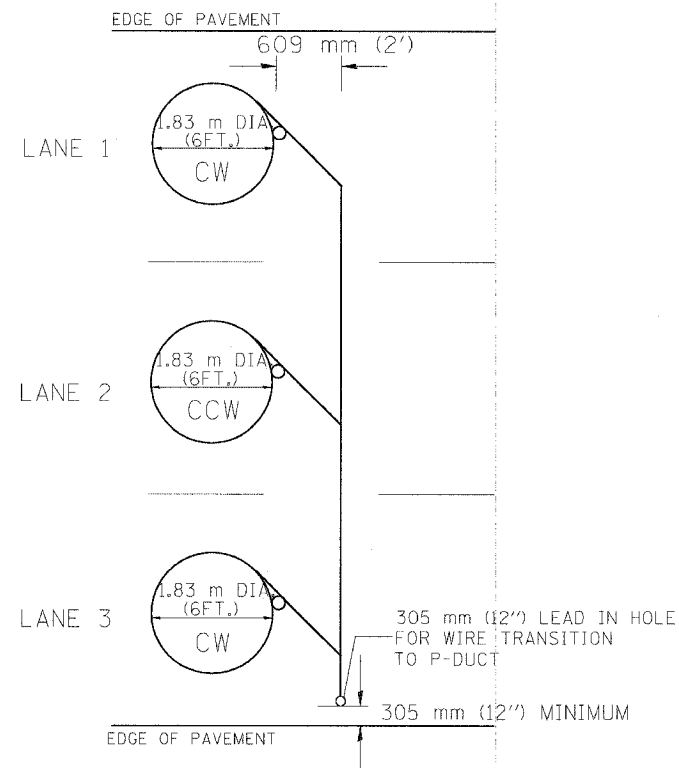


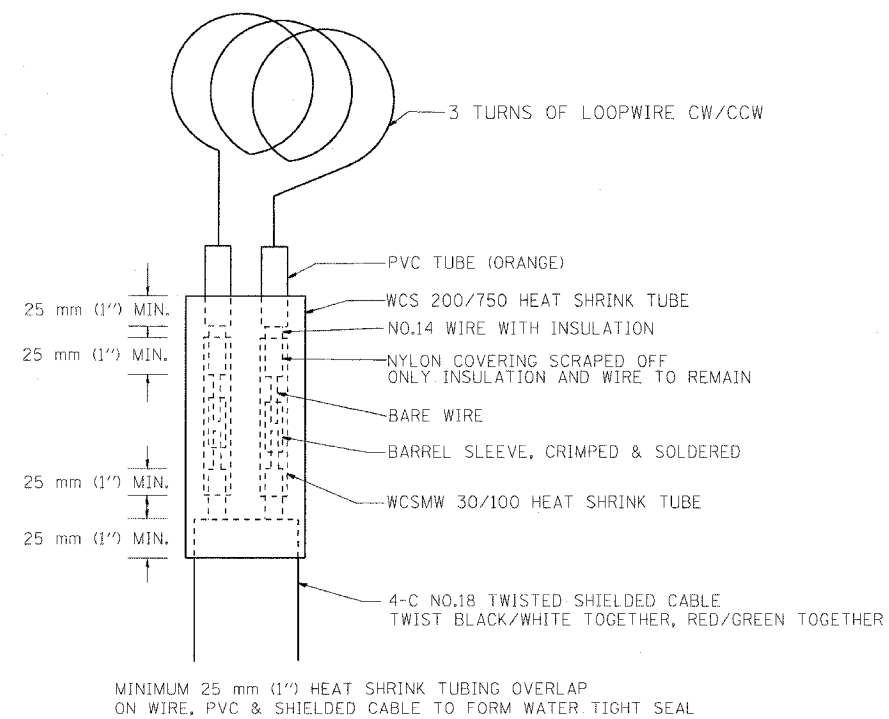
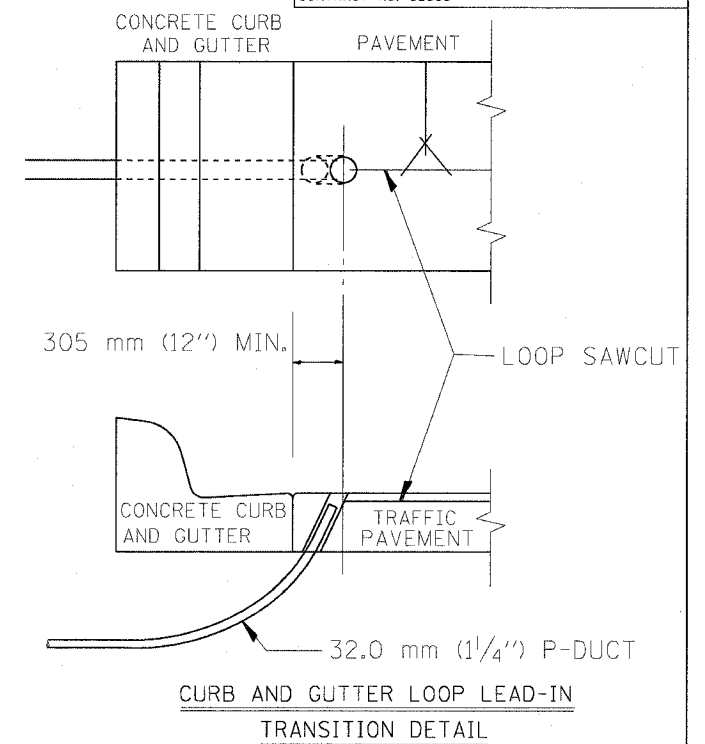
F.A. RTE.	SECTION	COUNTY	TOTAL SHEETS	SHEET NO.
55	2002-022 K	WILL	172	135
STA. 10+00		TO STA. 22+96.05		
FED. ROAD DIST. NO.		ILLINOIS	FED. AID PROJECT	
CONTRACT NO. 62389				



TYPICAL 1.83 m (6FT.) DIA. INDUCTION LOOP CORE DRILL  
LAYOUT FOR MULTIPLE LANE ROADWAY



TYPICAL 1.83 m (6') DIA. INDUCTION LOOP CORE DRILL  
LAYOUT FOR MULTIPLE LANE ROADWAY



LOOP SPlicing REQUIREMENTS

NOTES

1. EACH LOOP SHALL BE SPliced TO A 4-C NO.18 TWISTED SHIELDED LEAD IN WHEN 45 m (150FT.) OR MORE FROM CABINET.
2. LOOPS SHALL BE SPliced IN HANDHOLES ONLY, OTHERWISE WRITTEN PERMISSION SHALL BE OBTAINED FROM TSC ENGINEER.
3. LOOPS SHALL NOT BE SPliced IN SERIES.
4. EACH LOOP LEAD IN SHALL BE IDENTIFIED AND PERMANENTLY COLOR CODED IN THE COREHOLE, HANDHOLE & CABINETS THRU WHICH THEY ENTER OR PASS AND TAGGED WITH THE CORRECT NOMENCLATURES.

REVISIONS		ILLINOIS DEPARTMENT OF TRANSPORTATION TRAFFIC SYSTEMS CENTER EXISTING ROUND INDUCTION LOOP TYPICALS
NAME	DATE	
R.L.	6/94	SCALE: VERT. NONE HORIZ. NONE DATE 6-22-94 DRAWN BY G.M. CHECKED BY R.L.
T.C.	10/96	