F.A.I. RTE.	SECTION	COUNTY	TOTAL SHEETS	SHEET NO.
55	2002-022 K	WILL	172	130
STA. 10+00		TO STA. 22+96.05		
FED. ROAD DIST. NO.	ILLINOIS	FED. AID PROJECT		

CONTRACT # 62389

ROUTE	SIGN NO.	STATION	SIGN PANEL H	SIGN PANEL W	POSTS NO.	SIZE	L_1	L_2	L_3						DISTANCES A	B	C	QUANTITIES STRUCT. STEEL LBS.	CONCRETE CU. YDS.		REMARKS
I-55	GM-1	486+00	5	9	1	14"X6" WOOD	18	18	-						1.80	5.40		-	-	-	EXIT "267"

NOTES:

1. CONTRACTOR AND RESIDENT ENGINEER SHALL DETERMINE EXACT LENGTHS REQUIRED BEFORE ORDERING SUPPORTS.
2. RESIDENT ENGINEER TO DETERMINE FINAL PLACEMENT OF EXIT SIGNS.
3. THE MINIMUM CLEAR HEIGHT IS 7'-0".

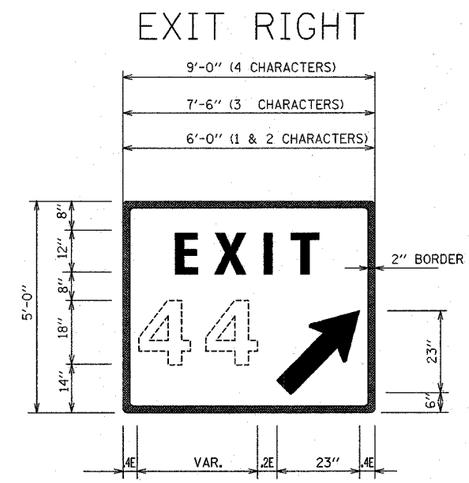

E=WIDTH-VAR.-23"

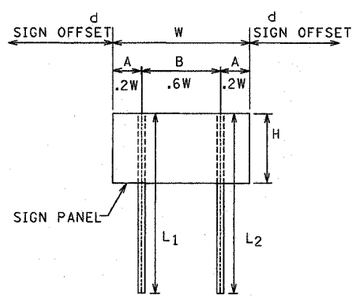

TYPICAL 2 POST EXIT PANEL

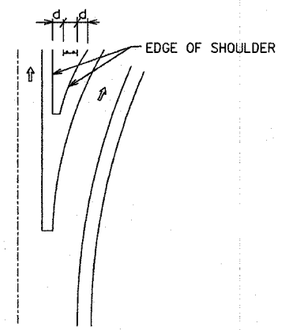

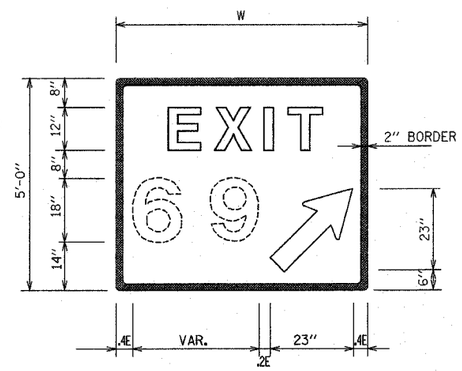

DIGITS	W	d
1 OR 2	6'-0"	2'-0"
3	7'-6"	1'-3"

E=WIDTH-VAR.-23"

GORE SIGNS

SGN-29

REVISIONS NAME	DATE

ILLINOIS DEPARTMENT OF TRANSPORTATION

GROUND MOUNT EXIT SIGN

SCALE: NONE

DATE: OCTOBER, 2004

DRAWN BY: RV
DESIGNED BY: AS
CHECKED BY: AS

PLAN — SURVEYED / PLOTTED / ALIGNMENT CHECKED / RIT OF WAY CHECKED / CADD FILE NAME — NOTE BOOK NO. — BY — DATE

PROFILE — SURVEYED / PLOTTED / GRADES CHECKED / B.M. NOTED / STRUCTURE NOTATIONS CHKD — NOTE BOOK NO. — BY — DATE

...\JOB 338\SHT\SIGN\EXITSGN.DGN 10/25/2004 02:54:50 PM