

151

Letting March 10, 2023

Notice to Bidders, Specifications and Proposal



**Contract No. 87800
KENDALL County
Section 19-00154-00-FP
Routes FAU 2514 & FAU 3792 (Collins Rd. & Minkler**

Rd.)

**Project YJBY-239 ()
District 3 Construction Funds**

Prepared by

Checked by

F



- 1. TIME AND PLACE OF OPENING BIDS.** Electronic bids are to be submitted to the electronic bidding system (iCX-Integrated Contractors Exchange). All bids must be submitted to the iCX system prior to 12:00 p.m. March 10, 2023 at which time the bids will be publicly opened from the iCX SecureVault.
- 2. DESCRIPTION OF WORK.** The proposed improvement is identified and advertised for bids in the Invitation for Bids as:

**Contract No. 87800
KENDALL County
Section 19-00154-00-FP
Project YJBY-239 ()
Routes FAU 2514 & FAU 3792 (Collins Rd. & Minkler Rd.)
District 3 Construction Funds**

Extend Collins Road on a new alignment from Minkler Road to Grove Road, and the construction of Minkler Road from IL 71 to Collins Road, in Oswego.

- 3. INSTRUCTIONS TO BIDDERS.** (a) This Notice, the invitation for bids, proposal and letter of award shall, together with all other documents in accordance with Article 101.09 of the Standard Specifications for Road and Bridge Construction, become part of the contract. Bidders are cautioned to read and examine carefully all documents, to make all required inspections, and to inquire or seek explanation of the same prior to submission of a bid.

(b) State law, and, if the work is to be paid wholly or in part with Federal-aid funds, Federal law requires the bidder to make various certifications as a part of the proposal and contract. By execution and submission of the proposal, the bidder makes the certification contained therein. A false or fraudulent certification shall, in addition to all other remedies provided by law, be a breach of contract and may result in termination of the contract.
- 4. AWARD CRITERIA AND REJECTION OF BIDS.** This contract will be awarded to the lowest responsive and responsible bidder considering conformity with the terms and conditions established by the Department in the rules, Invitation for Bids and contract documents. The issuance of plans and proposal forms for bidding based upon a prequalification rating shall not be the sole determinant of responsibility. The Department reserves the right to determine responsibility at the time of award, to reject any or all proposals, to re-advertise the proposed improvement, and to waive technicalities.

By Order of the
Illinois Department of Transportation

Omer Osman,
Secretary

INDEX
FOR
SUPPLEMENTAL SPECIFICATIONS
AND RECURRING SPECIAL PROVISIONS

Adopted January 1, 2023

This index contains a listing of SUPPLEMENTAL SPECIFICATIONS, frequently used RECURRING SPECIAL PROVISIONS, and LOCAL ROADS AND STREETS RECURRING SPECIAL PROVISIONS.

ERRATA Standard Specifications for Road and Bridge Construction (Adopted 1-1-22) (Revised 1-1-23)

SUPPLEMENTAL SPECIFICATIONS

<u>Std. Spec. Sec.</u>	<u>Page No.</u>
202 Earth and Rock Excavation	1
204 Borrow and Furnished Excavation	2
207 Porous Granular Embankment	3
211 Topsoil and Compost	4
407 Hot-Mix Asphalt Pavement (Full-Depth)	5
420 Portland Cement Concrete Pavement	6
502 Excavation for Structures	7
509 Metal Railings	8
540 Box Culverts	9
542 Pipe Culverts	29
586 Granular Backfill for Structures	34
644 High Tension Cable Median Barrier	35
782 Reflectors	36
801 Electrical Requirements	38
821 Roadway Luminaires	40
1003 Fine Aggregates	41
1004 Coarse Aggregates	42
1020 Portland Cement Concrete	43
1030 Hot-Mix Asphalt	44
1067 Luminaire	45
1097 Reflectors	52

RECURRING SPECIAL PROVISIONS

The following RECURRING SPECIAL PROVISIONS indicated by an "X" are applicable to this contract and are included by reference:

<u>CHECK SHEET #</u>		<u>PAGE NO.</u>
1	<input checked="" type="checkbox"/> Additional State Requirements for Federal-Aid Construction Contracts	53
2	<input checked="" type="checkbox"/> Subletting of Contracts (Federal-Aid Contracts)	56
3	<input checked="" type="checkbox"/> EEO	57
4	<input type="checkbox"/> Specific EEO Responsibilities Non Federal-Aid Contracts	67
5	<input type="checkbox"/> Required Provisions - State Contracts	72
6	<input type="checkbox"/> Asbestos Bearing Pad Removal	78
7	<input type="checkbox"/> Asbestos Waterproofing Membrane and Asbestos HMA Surface Removal	79
8	<input checked="" type="checkbox"/> Temporary Stream Crossings and In-Stream Work Pads	80
9	<input checked="" type="checkbox"/> Construction Layout Stakes	81
10	<input type="checkbox"/> Use of Geotextile Fabric for Railroad Crossing	84
11	<input type="checkbox"/> Subsealing of Concrete Pavements	86
12	<input type="checkbox"/> Hot-Mix Asphalt Surface Correction	90
13	<input type="checkbox"/> Pavement and Shoulder Resurfacing	92
14	<input type="checkbox"/> Patching with Hot-Mix Asphalt Overlay Removal	93
15	<input type="checkbox"/> Polymer Concrete	95
16	<input type="checkbox"/> Reserved	97
17	<input type="checkbox"/> Bicycle Racks	98
18	<input type="checkbox"/> Temporary Portable Bridge Traffic Signals	100
19	<input type="checkbox"/> Nighttime Inspection of Roadway Lighting	102
20	<input type="checkbox"/> English Substitution of Metric Bolts	103
21	<input type="checkbox"/> Calcium Chloride Accelerator for Portland Cement Concrete	104
22	<input type="checkbox"/> Quality Control of Concrete Mixtures at the Plant	105
23	<input checked="" type="checkbox"/> Quality Control/Quality Assurance of Concrete Mixtures	113
24	<input type="checkbox"/> Reserved	129
25	<input type="checkbox"/> Reserved	130
26	<input type="checkbox"/> Temporary Raised Pavement Markers	131
27	<input type="checkbox"/> Restoring Bridge Approach Pavements Using High-Density Foam	132
28	<input type="checkbox"/> Portland Cement Concrete Inlay or Overlay	135
29	<input type="checkbox"/> Portland Cement Concrete Partial Depth Hot-Mix Asphalt Patching	139
30	<input type="checkbox"/> Longitudinal Joint and Crack Patching	142
31	<input type="checkbox"/> Concrete Mix Design – Department Provided	144
32	<input type="checkbox"/> Station Numbers in Pavements or Overlays	145

LOCAL ROADS AND STREETS RECURRING SPECIAL PROVISIONS

Table of Contents

<u>CHECK SHEET #</u>		<u>PAGE NO.</u>
LRS1	<input type="checkbox"/> Reserved	147
LRS2	<input type="checkbox"/> Furnished Excavation	148
LRS3	<input checked="" type="checkbox"/> Work Zone Traffic Control Surveillance	149
LRS4	<input checked="" type="checkbox"/> Flaggers in Work Zones	150
LRS5	<input type="checkbox"/> Contract Claims	151
LRS6	<input type="checkbox"/> Bidding Requirements and Conditions for Contract Proposals	152
LRS7	<input type="checkbox"/> Bidding Requirements and Conditions for Material Proposals	158
LRS8	<input type="checkbox"/> Reserved	164
LRS9	<input type="checkbox"/> Bituminous Surface Treatments	165
LRS10	<input type="checkbox"/> Reserved	169
LRS11	<input type="checkbox"/> Employment Practices	170
LRS12	<input type="checkbox"/> Wages of Employees on Public Works	172
LRS13	<input type="checkbox"/> Selection of Labor	174
LRS14	<input type="checkbox"/> Paving Brick and Concrete Paver Pavements and Sidewalks	175
LRS15	<input type="checkbox"/> Partial Payments	178
LRS16	<input type="checkbox"/> Protests on Local Lettings	179
LRS17	<input type="checkbox"/> Substance Abuse Prevention Program	180
LRS18	<input type="checkbox"/> Multigrade Cold Mix Asphalt	181
LRS19	<input type="checkbox"/> Reflective Crack Control Treatment	182

Table of Contents

LOCATION OF PROJECT 1

DESCRIPTION OF PROJECT 1

STATUS OF UTILITIES TO BE ADJUSTED 2

COORDINATION WITH OTHER CONTRACTORS 3

GEOTECHNICAL REPORT 4

MAINTENANCE OF ROADWAYS 4

DUST CONTROL - HAULING EARTH, GRANULAR MATERIALS OR WASTE MATERIAL 4

DEWATERING 5

STABILIZED CONSTRUCTION ENTRANCE 5

COOPERATION BY CONTRACTOR 6

REMOVE EXISTING SIGNS 6

TREE PRUNING AND ROOT PRUNING 6

AGGREGATE SUBGRADE IMPROVEMENT (DISTRICT 3) 7

STRINGLESS CONSTRUCTION OPTION 9

REMOVE EXISTING END SECTIONS 9

MANHOLES 9

COMBINATION CONCRETE CURB AND GUTTER, TYPE M (MODIFIED) 10

PERMANENT SURVEY MARKERS, TYPE I 10

TRAFFIC CONTROL PLAN 10

EQUIPMENT ILLUMINATION 11

ELECTRIC SERVICE INSTALLATION 11

ELECTRIC UTILITY SERVICE CONNECTION (COMED) 12

HANDHOLE TO BE ADJUSTED WITH NEW FRAME AND COVER 13

HEAVY DUTY EROSION CONTROL BLANKET, SPECIAL 13

EXPLORATION TRENCH, SPECIAL 15

TURF REINFORCEMENT MAT (SPECIAL) 15

AGGREGATE SURFACE COURSE FOR TEMPORARY ACCESS 18

WINTERIZED TEMPORARY ACCESS 19

PORTLAND CEMENT CONCRETE SHOULDERS 12.5" (SPECIAL) 20

SANITARY MANHOLE ADJUSTMENT AND RECONSTRUCTION 22

MANHOLES, SANITARY, 6'-DIAMETER, TYPE 1 FRAME, CLOSED LID 23

CONCRETE MEDIAN, TYPE SB-6.24 (SPECIAL).....	23
TRAFFIC CONTROL AND PROTECTION, (SPECIAL)	23
CHANGEABLE MESSAGE SIGN, SPECIAL	24
RECESSED REFLECTIVE PAVEMENT MARKERS.....	24
STORM WATER CURB OPENING	25
DETECTOR LOOP REMOVAL	25
RECESSED REFLECTIVE PAVEMENT MARKER REMOVAL.....	25
RAMPED MEDIAN NOSE.....	26
PERMANENT DITCH CHECKS.....	26
HOT-MIX ASPHALT REMOVAL (SPECIAL).....	26
DETOUR SIGNING	27
FENCE REMOVAL.....	27
SANITARY SEWER 36"	27
TEMPORARY INFORMATION SIGNING.....	28
TEMPORARY PAVEMENT.....	29
IDOT TRAINING PROGRAM GRADUATE ON-THE-JOB TRAINING SPECIAL PROVISION	30
STORM WATER POLLUTION PREVENTION PLAN	33
CONTRACTOR CERTIFICATION STATEMENT	41
NOTICE OF INTENT.....	42
IDNR -OWR PERMIT NO. DS2019020.....	45
INSURANCE (LR 107-4)	47
LOCAL QUALITY ASSURANCE / QUALITY MANAGEMENT QC/QA (LR 1030-2).....	48
404 PERMIT.....	50

BDE SPECIAL PROVISIONS

The following special provisions indicated by an "X" are applicable to this contract. An * indicates a new or revised special provision for the letting.

<u>File Name</u>	<u>Pg.</u>	<u>Special Provision Title</u>	<u>Effective</u>	<u>Revised</u>
80099		<input type="checkbox"/> Accessible Pedestrian Signals (APS)	April 1, 2003	Jan. 1, 2022
80274		<input type="checkbox"/> Aggregate Subgrade Improvement	April 1, 2012	April 1, 2022
80192	53	<input checked="" type="checkbox"/> Automated Flagger Assistance Device	Jan. 1, 2008	
80173		<input type="checkbox"/> Bituminous Materials Cost Adjustments	Nov. 2, 2006	Aug. 1, 2017
80426	55	<input checked="" type="checkbox"/> Bituminous Surface Treatment with Fog Seal	Jan. 1, 2020	Jan. 1, 2022
80436	57	<input checked="" type="checkbox"/> Blended Finely Divided Minerals	April 1, 2021	
80241		<input type="checkbox"/> Bridge Demolition Debris	July 1, 2009	
50531		<input type="checkbox"/> Building Removal	Sept. 1, 1990	Aug. 1, 2022
50261		<input type="checkbox"/> Building Removal with Asbestos Abatement	Sept. 1, 1990	Aug. 1, 2022
80384	58	<input checked="" type="checkbox"/> Compensable Delay Costs	June 2, 2017	April 1, 2019
80198		<input type="checkbox"/> Completion Date (via calendar days)	April 1, 2008	
80199		<input type="checkbox"/> Completion Date (via calendar days) Plus Working Days	April 1, 2008	
80261		<input type="checkbox"/> Construction Air Quality – Diesel Retrofit	June 1, 2010	Nov. 1, 2014
80434	62	<input checked="" type="checkbox"/> Corrugated Plastic Pipe (Culvert and Storm Sewer)	Jan. 1, 2021	
80029	74	<input checked="" type="checkbox"/> Disadvantaged Business Enterprise Participation	Sept. 1, 2000	Mar. 2, 2019
80229	84	<input checked="" type="checkbox"/> Fuel Cost Adjustment	April 1, 2009	Aug. 1, 2017
* 80447		<input type="checkbox"/> Grading and Shaping Ditches	Jan 1, 2023	
80433		<input type="checkbox"/> Green Preformed Thermoplastic Pavement Markings	Jan. 1, 2021	Jan. 1, 2022
80443		<input type="checkbox"/> High Tension Cable Median Barrier Removal	April 1, 2022	
80446		<input type="checkbox"/> Hot-Mix Asphalt – Longitudinal Joint Sealant	Nov. 1, 2022	
80438		<input type="checkbox"/> Illinois Works Apprenticeship Initiative – State Funded Contracts	June 2, 2021	Sept. 2, 2021
80045		<input type="checkbox"/> Material Transfer Device	June 15, 1999	Jan. 1, 2022
* 80441	87	<input checked="" type="checkbox"/> Performance Graded Asphalt Binder	Jan 1, 2023	
34261		<input type="checkbox"/> Railroad Protective Liability Insurance	Dec. 1, 1986	Jan. 1, 2022
80445	92	<input checked="" type="checkbox"/> Seeding	Nov. 1, 2022	
* 80448	98	<input checked="" type="checkbox"/> Source of Supply and Quality Requirements	Jan. 2, 2023	
80340		<input type="checkbox"/> Speed Display Trailer	April 2, 2014	Jan. 1, 2022
80127		<input type="checkbox"/> Steel Cost Adjustment	April 2, 2014	Jan. 1, 2022
80397	99	<input checked="" type="checkbox"/> Subcontractor and DBE Payment Reporting	April 2, 2018	
80391	100	<input checked="" type="checkbox"/> Subcontractor Mobilization Payments	Nov. 2, 2017	April 1, 2019
80437	101	<input checked="" type="checkbox"/> Submission of Payroll Records	April 1, 2021	Nov. 1, 2022
* 80435		<input type="checkbox"/> Surface Testing of Pavements – IRI	Jan. 1, 2021	Jan. 1, 2023
80410		<input type="checkbox"/> Traffic Spotters	Jan. 1, 2019	
20338	103	<input checked="" type="checkbox"/> Training Special Provisions	Oct. 15, 1975	Sept. 2, 2021
80429		<input type="checkbox"/> Ultra-Thin Bonded Wearing Course	April 1, 2020	Jan. 1, 2022
80439	106	<input checked="" type="checkbox"/> Vehicle and Equipment Warning Lights	Nov. 1, 2021	Nov. 1, 2022
80440		<input type="checkbox"/> Waterproofing Membrane System	Nov. 1, 2021	
80302	107	<input checked="" type="checkbox"/> Weekly DBE Trucking Reports	June 2, 2012	Nov. 1, 2021
80427	108	<input checked="" type="checkbox"/> Work Zone Traffic Control Devices	Mar. 2, 2020	
80071	110	<input checked="" type="checkbox"/> Working Days	Jan. 1, 2002	

STATE OF ILLINOIS

SPECIAL PROVISIONS

The following Special Provisions supplement the "Standard Specifications for Road and Bridge Construction, Adopted January 1, 2022", the latest edition of the "Manual on Uniform Traffic Control Devices for Streets and Highways", the "American National Standard Practice for Roadway Lighting, IES/IESNA RP-10," the latest edition of the "National Electrical Code", the latest edition of the "Standard Specifications for Water and Sewer Main Construction in Illinois", the "Manual of Test Procedures for Materials" in effect on the date of invitation for bids, and the "Supplemental Specifications and Recurring Special Provisions" indicated on the Check Sheet included herein, which apply to and govern the construction of FAU 2514 (Collins Road), Section 19-00154-00-FP, Project YJBY(239), Job C-93-032-20, in Kendall County, and in case of conflict with any part, or parts, of said Specifications, the said Special Provisions shall take precedence and shall govern.

CONTRACT NO: 87800

LOCATION OF PROJECT

Collins Road extension is in the Village of Oswego, Kendall County in section 29, and 30 (Township 37 North, Range 8 East), and Sections 24, 25 and 26 (Township 37 North, Range 7 East) of Oswego Township. The project is located at the intersection of Collins and Grove Road southwest of Oswego. Grove Road and Collins Road are under the jurisdiction of Kendall County Highway Department. Minkler Road is under the jurisdiction of Oswego. The total length of the project is 15,604 feet (2.96 miles).

DESCRIPTION OF PROJECT

The project consists of the extension of Collins Road on new alignment from Blue Heron Road to Minkler Road (east of IL 71). The project includes a new 12' x 7' dual box culvert at Morgan Creek. Two roundabouts will be constructed at the new Minkler Road and Collins Road intersection, and at the existing Grove Road at Collins Road intersections. The project includes associated improvements to Grove Road and Existing Collins Road. Minkler Road will be reconstructed and realigned from Collins Road north to IL 71. Drainage will be accommodated via a combination of new ditches, storm sewer and culverts. The project also includes landscaping and new lighting.

STATUS OF UTILITIES TO BE ADJUSTED

(Effective January 1, 2007; Revised January 24, 2011)

<u>Name & Address of Utility</u>	<u>Type</u>	<u>Location</u>	<u>Estimated Date Relocation Complete</u>
AT&T 866 Rock Creek Road Plano, Illinois 60545 Attn: Carl Donahue (630) 573-6414	Transmission	Sta 323+00 to 326+50 Sta 231+00 to 321+00	TBD
AT&T 201 S. Crescent Street Gilman, Illinois 60938 JMC Engineers Attn: Rich Meyers (815) 265-4056	Transmission	Sta 323+00 to 326+50 Sta 231+00 to 321+00	TBD
AT&T 1000 Commerce Drive, Floor 1 Oak Brook, IL 60523 Attn: Janet C. Ahern (630) 573-6414	Distribution	Sta 115+00 to 171+00 Sta 15+00 to 28+00	
ComEd Company 1N423 Swift Road Lombard, Illinois 60148 Attn: Pete Kratzer (630) 424-5704	Underground Aerial	Sta 321+50 to 326+00 Sta 115+00 to 133+50 Sta 135+50 to 173+50 Sta 15+00 to 28+00	TBD
Comcast 688 Industrial Drive Elmhurst, Illinois 60126 Attn: Robert Stroll (630) 600-6213	Cable TV Aerial	Sta 295+00 to 320+25 Sta 322+00 to 327+00 Sta 22+70 to 27+00 Sta 115+00 to 133+50 Sta 135+50 to 173+50 Sta 15+00 to 28+00	TBD

Nicor Gas 1844 Ferry Road Naperville, Illinois 60563-9600 Attn: Bruce Koppang (630) 983-8676	Gas	Sta 306+50 to 320+90 Sta 15+00 to 28+00	TBD
Midwest Fiber Networks, LLC 6070 North Flint Road Glendale, Wisconsin 53209 Attn: Patrick Graham (414) 672-5612	Fiber Optics	Sta 15+00 to 28+00	TBD
Fox Metro Water Reclamation District 1135 S. Lake St. Montgomery, Illinois 60538 Attn: Michael Frankino (630) 424-5704	Sanitary	Sta 284+71, 487' RT Sta 115+00 to 174+00 Proposed 36" Sanitary sewer and manholes Crossing Collins Road at station 284+70 (see plans)	No Relocations
Village of Oswego City Engineer 100 Parkers Mill Oswego, Illinois 60543 Attn: Jennifer Hughes (630) 551-2366	Sanitary City Electric Water	Sta 294+93 Sta 295+00 to 328+00 Sta 307+75, 321+77, 21+65. Sta 321+77 to 326+00 Sta 290+00 to 295+00 Sta 21+50 to 28+00	TBD

The above represents the best information of the Department and is only included for the convenience of the bidder. The applicable provisions of Section 102 and Articles 105.07, 107.20, 107.37, 107.38, 107.39, 107.40, and 108.02 of the Standard Specifications for Road and Bridge Construction shall apply.

The estimated utility relocation dates should be part of the progress schedule submitted by the Contractor.

COORDINATION WITH OTHER CONTRACTORS

The Contractor is advised that certain operations will involve cooperation with IDOT personnel and Contractors performing work on or adjacent to this contract for the KCHD. The Contractor shall fully cooperate and coordinate with IDOT and the Contractors working on adjacent projects in compliance with the provisions of Article 105.08 of the Standard Specifications.

Projects in the vicinity of KCHD Section 19-00154-00-FP scheduled for construction during the same term include IDOT Contract 66D26.

Both projects will use Minkler Road and Reservation Road as detours with the possibility of both detours occurring at the same time. Special signage may have to be coordinated and adjusted to account for the possibility of the detours overlapping.

The Contractor shall coordinate with the Village of Oswego water main project adjacent to Collins Road. The water main is anticipated to be installed prior to construction of the Collins Road extension. The Contractor should be aware of the project and possible overlap of construction time frame. The Contractor shall coordinate the 36" sanitary sewer installation, crossing Collins Road, at station 284+70 with the water main contract.

GEOTECHNICAL REPORT

The following geotechnical reports are hereby incorporated as contract documents and shall govern the construction of Collins Road, Section 19-00154-00-FP, in Kendall County. HR Green, Inc. does not certify the accuracy of the geotechnical reports. Additional copies of these reports can be obtained by contacting Mr. Fran Klaas, Kendall County Engineer, of the Kendall County Highway Department at (630) 553-7616.

- Abbreviated Structure Geotechnical Report, dated October 25, 2017 and revised July 09, 2021
- Structural Geotechnical Report (Minkler Road Retaining Wall), dated December 17, 2021
- Roadway Geotechnical Report, dated March 31, 2022

MAINTENANCE OF ROADWAYS

Effective: September 30, 1985

Revised: November 1, 1996

Beginning on the date work begins on this project; the Contractor shall assume responsibility for normal maintenance of all existing roadways within the limits of the improvement. This normal maintenance shall include all repair work deemed necessary by the Engineer but shall not include snow removal operations. Traffic control and protection for maintenance of roadways will be provided by the Contractor as required by the Engineer.

If items of work have not been provided in the contract, or otherwise specified for payment, such items, including the accompanying traffic control and protection required by the Engineer, will be paid for in accordance with Article 109.04 of the Standard Specifications.

DUST CONTROL - HAULING EARTH, GRANULAR MATERIALS OR WASTE MATERIAL

In addition to the general requirements of Section 107 of the Standard Specifications, the Contractor shall be required to prepare a plan for pavement cleaning and dust control for this project. A detailed plan outlining specific wetting, tarping, and/or cleaning procedures, or similar dust control methods is to be submitted for approval at the preconstruction meeting.

As required by Chapter 95 1/2, paragraphs 15-109 and 15-109.1 of the Illinois Vehicle Code, no blowing or spillage of material will be allowed during the hauling operations. The specific preventative measures proposed by the Contractor are to be included in the dust control plan.

If, in the opinion of the Engineer, excessive dust is produced during the hauling operations, the hauling shall stop until corrective action is taken.

Approval of the dust control and pavement cleaning procedures will not relieve the Contractor of his responsibility to provide a safe work zone for the traveling public.

The cost of this work shall be included in the unit prices bid and no additional compensation will be allowed.

DEWATERING

Description. This work shall consist of the control, handling, treatment, and removal of surface and ground water as necessary to perform the construction required by the contract. It shall include: (1) constructing, installing, building, and maintaining all necessary temporary water containment facilities, channels, and diversions; (2) furnishing, installing, and operating all necessary pumps, piping, and other facilities and equipment; and (3) removing and disposing of all such temporary works and equipment after their intended function is no longer required.

General. The Contractor shall install, maintain, operate, and remove all temporary cofferdams, channels, flumes, sumps, drains, and all other temporary measures to keep the work area dewatered and kept free of standing water and muddy conditions as necessary for the proper execution of the work. Work shall be in accordance with the Illinois Urban Manual.

Erosion and Pollution Control: Removal of water from the construction site, including the borrow areas, shall be accomplished so that erosion and the transporting of sediment and other pollutants are minimized. Dewatering discharges shall be routed through an effective sediment control measure, such as a sediment or filter bag, meeting the approval of the Engineer. Filter bags should be placed on level ground and have a secondary containment device. Filter bags shall be monitored and replaced once they become sediment laden and no longer effective in sediment removal. Discharges directly into adjacent properties, storm water structures, field tiles, and waterways shall be prohibited.

Submittals. Prior to the start of work the Contractor shall submit a dewatering plan for the installation of the box culvert conveying Morgan Creek to the Engineer for consideration in accordance with Articles 105.04 and 540.04.

Measurement and Payment. This work will not be measured separately for payment. This work shall be considered included in the unit costs bid for the various contract items of work.

STABILIZED CONSTRUCTION ENTRANCE

Description. This work shall consist of constructing stabilized construction entrances.

Materials. All materials for filter fabric, aggregate, concrete, and rebar must meet the requirements of the Standard Specifications.

General. The stabilized construction entrance must be constructed where construction traffic is leaving the construction site. The entrances shall meet the specifications of the Illinois Urban Manual for Stabilized Construction Entrance Code 930 and the Illinois Urban Manual Standard Drawing No. IL-630. A wash rack must be included in the entrance. Locations of the entrances shall be approved by the Engineer prior to their construction.

Measurement and Payment. This work will not be measured separately for payment. This work shall be considered included in the unit costs bid for the various contract items of work.

COOPERATION BY CONTRACTOR

(Effective February 7, 2013)

Replace the 3rd paragraph of Article 105.06 with the following:

At the preconstruction meeting, the Contractor shall identify one superintendent, who will act as his agent for the entire duration of the project. This shall be a competent, English-speaking person, who will be at the project site at all times when the Contractor or Subcontractor is present. He or she must be capable of reading and thoroughly understanding the plans and specifications and be thoroughly experienced in the type of work being performed. The superintendent, who shall receive instructions from the Engineer or authorized representatives, shall have full authority to execute orders or directions of the Engineer without delay, and to promptly supply such materials, equipment, tools, labor and incidentals as may be required.

REMOVE EXISTING SIGNS

Description. This work shall consist of the removal of any and all existing signs not designated to remain or for relocation along with their supports, posts, bases, and foundations.

General. This work shall be in accordance with Section 724 of the Standard Specifications.

Measurement and Payment. This work will not be measured separately for payment. This work shall be considered included in the unit costs bid for the various contract items of work and no additional compensation will be allowed.

TREE PRUNING AND ROOT PRUNING

Description. This work shall consist of the pruning of existing trees, shrubs, bushes, and roots in accordance with Section 201 of the Standard Specifications, and as modified herein at locations shown in the plans and as directed by the Engineer.

General. In addition to the requirements of Article 201.05 (c), tree trimming, pruning, and root pruning shall extend along the entire length of the project.

Pruned and trimmed materials shall be disposed of in accordance with Article 202.03, except that open burning of organic materials will not be permitted.

If the plans do not identify specific trees, shrubs, or bushes that require pruning to accommodate the proposed improvements, pruning locations shall be as directed by the Engineer.

Method of Measurement. This work will not be measured separately for payment.

Basis of Payment. This work shall be considered included in the unit costs bid for the various contract items of work and no additional compensation will be allowed.

AGGREGATE SUBGRADE IMPROVEMENT (DISTRICT 3)

(Effective April 1, 2012; Revised July 8, 2019)

Add the following Section to the Standard Specifications:

“SECTION 303. AGGREGATE SUBGRADE IMPROVEMENT

303.01 Description. This work shall consist of constructing an aggregate subgrade improvement.

303.02 Materials. Materials shall be according to the following.

Item	Article/Section
(a) Coarse Aggregate	1004.07
(b) Reclaimed Asphalt Pavement (RAP) (Notes 1, 2, and 3)	1031

Note 1. Crushed RAP, from either full depth or single lift removal, may be mechanically blended with aggregate gradations CS 01 or CS 02 but shall not exceed 40 percent of the total product. The top size of the RAP shall be less than 4 in. (100 mm) and well graded.

Note 2. RAP having 100 percent passing the 1 1/2 in. (37.5 mm) sieve and being well graded, may be used as capping aggregate in the top 3 in. (75 mm) when aggregate gradations CS 01 or CS 02 are used in lower lifts. The RAP shall not be gap graded, single sized, or have a maximum size of less than 3/4 in. (19 mm).

Note 3. The RAP used for aggregate subgrade improvement shall be according to the current Bureau of Materials and Physical Research Policy Memorandum, “Reclaimed Asphalt Pavement (RAP) for Aggregate Applications”.

303.03 Equipment. The vibratory machine shall be according to Article 1101.01 or as approved by the Engineer.

303.04 Soil Preparation. The stability of the soil shall be according to the Department’s Subgrade Stability Manual for the aggregate thickness specified.

303.05 Placing Aggregate. The maximum nominal lift thickness of aggregate gradations CS 01 and CS 02 shall be 24 in. (600 mm).

303.06 Capping Aggregate. The top surface of the aggregate subgrade shall consist of a minimum 3 inches (75 mm) of aggregate gradations CA 06 or CA 10.

303.07 Compaction. All aggregate lifts shall be compacted to the satisfaction of the Engineer. If the moisture content of the material is such that compaction cannot be obtained, sufficient water shall be added so that satisfactory compaction can be obtained.

303.08 Finishing and Maintenance of Aggregate Subgrade Improvement. The aggregate subgrade improvement shall be finished to the lines, grades, and cross sections shown on the plans, or as directed by the Engineer. The aggregate subgrade improvement shall be maintained in a smooth and compacted condition.

303.09 Method of Measurement. This work will be measured for payment according to Article 311.08.

303.10 Basis of Payment. This work will be paid for at the contract unit price per square yard (square meter) for AGGREGATE SUBGRADE IMPROVEMENT, of the thickness specified.”

Add the following to Section 1004 of the Standard Specifications:

“1004.07 Coarse Aggregate for Aggregate Subgrade Improvement. The aggregate shall be according to Article 1004.01 and the following.

- (a) Description. The coarse aggregate shall be crushed gravel, crushed stone, or crushed concrete.
- (b) Quality. The coarse aggregate shall consist of sound durable particles reasonably free of deleterious materials.
- (c) Gradation.
 - (1) The coarse aggregate gradation for total subgrade thickness less than or equal to 12 inches (300 mm) shall be CS 02.

The coarse aggregate gradation for total subgrade thickness more than 12 inches (300 mm) shall be CS 01 or CS 02.

COARSE AGGREGATE SUBGRADE GRADATIONS					
Grad No.	Sieve Size and Percent Passing				
	8"	6"	4"	2"	#4
CS 01	100	97 ± 3	90 ± 10	45 ± 25	20 ± 20
CS 02		100	80 ± 10	25 ± 15	

COARSE AGGREGATE SUBGRADE GRADATIONS (Metric)					
Grad No.	Sieve Size and Percent Passing				
	200 mm	150 mm	100 mm	50 mm	4.75 mm
CS 01	100	97 ± 3	90 ± 10	45 ± 25	20 ± 20
CS 02		100	80 ± 10	25 ± 15	

- (2) The 3 inch (75 mm) capping aggregate shall be gradation CA 6 or CA 10."

STRINGLESS CONSTRUCTION OPTION

(Effective March 15, 2012)

If the Contractor desires to perform construction using stringless operations, (s)he shall request authorization from the Engineer according to the last paragraph of Article 108.06 of the Standard Specifications. The Contractor shall submit the written request one week prior to beginning stringless operations.

Construction Requirements. Use of a stringless machine shall not relieve the Contractor of any responsibilities stated in the Recurring Special Provision Construction Layout Stakes.

Any Department or Contractor layout destroyed by the Contractor's operations shall be re-established by the Contractor as directed by the Engineer.

The Contractor shall mark the projected path of the stringless paver with paint two days prior to the beginning of the paving operations.

When a system failure occurs during paving operations the following shall apply:

HMA – For HMA pavement, the Contractor will be allowed to lay material as described for a sudden rain event in Article 406.06(c) of the Standard Specifications after which operations shall stop until the system is proven to be in working order.

PCC – For PCC pavement, the Contractor shall immediately stop operations until the system is proven to be in working order.

REMOVE EXISTING END SECTIONS

Description. This work shall consist of the removal and disposal of end sections attached to either a culvert or a section of storm sewer designated for removal and disposing of it in accordance with Section 551 of the Standard Specifications.

Method of Measurement. End sections being removed shall be included in the length measured for PIPE CULVERT REMOVAL or STORM SEWER REMOVAL. Removal and disposal of the existing end sections will be measured for payment in place, in feet along the invert of the end section.

Basis of Payment.

This work will be paid for at the contract unit price per foot for PIPE CULVERT REMOVAL or STORM SEWER REMOVAL, of the diameter specified. Payment shall include all labor, materials, equipment, tools, transportation, disposal fees, and appurtenances necessary to complete this work as detailed in the plans and specified herein.

MANHOLES

Replace Article 602.10 with the following:

The Contractor shall be responsible for determining which manholes require a flat slab top. Manholes with flat slab tops and Type 8 grates shall be constructed with adjustment rings with a minimal height of 6 in. below the grate.

COMBINATION CONCRETE CURB AND GUTTER, TYPE M (MODIFIED)

Description. This work shall consist of constructing combination concrete curb and gutter modified to conform to the details included in the plans, at the locations indicated in the plans.

General. In addition to the details included in the plans, the modified combination concrete curb and gutter shall conform to the applicable portions of Section 606 of the Standard Specifications and Standard 606001. Curb and gutter shall have continuous reinforcement installed as detailed in the plans and as directed by the Engineer.

Method of Measurement. The modified combination concrete curb and gutter will be measured for payment according to Article 606.14 of the Standard Specifications.

Basis of Payment. This work will be paid for at the contract unit price per foot for COMBINATION CONCRETE CURB AND GUTTER, TYPE M (MODIFIED). Reinforcement shall not be measured separately but shall be considered included in the unit cost bid per foot for COMBINATION CONCRETE CURB AND GUTTER, TYPE M (MODIFIED). Payment shall include all labor, materials, equipment, tools, transportation, and appurtenances necessary to complete this work as detailed in the plans and specified herein.

PERMANENT SURVEY MARKERS, TYPE I

(Effective July 1, 1990; Revised January 1, 2007)

Survey markers shall be installed according to Highway Standard 667101, except that the tablet shall be bronze instead of aluminum.

When a survey marker is used to reference a land survey point, the lettering referring to the State of Illinois and the Division of Highways shall be omitted and the marker shall be marked as directed by the Engineer.

TRAFFIC CONTROL PLAN

(Revised October 1, 2018)

Traffic control shall be in accordance with the applicable sections of the Standard Specifications for Road and Bridge Construction, the applicable guidelines contained in the Illinois Manual on Uniform Traffic Control Devices for Streets and Highways, these special provisions, and any special details and highway standards herein and in the plans.

Special attention is called to the following sections of the Standard Specifications, the highway standards, and the special provisions relating to traffic control:

Standard Specifications:

- Section 701 - Work Zone Traffic Control and Protection
- Section 703 - Work Zone Pavement Marking
- Section 780 - Pavement Striping
- Section 781 - Raised Reflective Pavement Markers
- Section 783 - Pavement Marking and Marker Removal

Section 1106 - Work Zone Traffic Control Devices

Highway Standards:

701001	701006	701011	701301	701306	701311
701326	701801	701901			

In addition, the following also relate to traffic control for this project:

ERRATA – Standard Specifications for Road and Bridge Construction
(Adopted 1-1-22) (Revised 1-1-23)

SUPPLEMENTAL SPECIFICATIONS
Work Zone Traffic Control and Protection
Work Zone Traffic Control Devices

RECURRING SPECIAL PROVISIONS
LRS 3 Work Zone Traffic Control Surveillance
LRS 4 Flaggers in Work Zones

SPECIAL PROVISIONS
Equipment Illumination
Traffic Control and Protection, (Special)
Changeable Message Sign, Special
Detour Signing
Temporary Information Signing
Automated Flagger Assistance Device (BDE)
Equipment Parking and Storage (BDE)
Pavement Marking Removal (BDE)
Temporary Pavement Marking (BDE)
Work Zone Traffic Control Devices (BDE)

District 3 CADD Details
703-1: Short Term Pavement Marking
780-1: Typical Application at Left Turn Lanes
780-3: Typical Spacing Detail for Crosswalks and Stop Bars
780-5: Advance and Intersection Lane Divider Lines
780-8: Pavement Marking
780-10: Typical Placement of Arrows in Turn Lanes
780-19: Left Turn Lane with Approach Median

EQUIPMENT ILLUMINATION

(Revised January 26, 1998; Revised January 1, 2016)

The Contractor shall equip all vehicles entering and exiting the work area with flashing amber lights, installed so the illumination is visible from all directions.

ELECTRIC SERVICE INSTALLATION

Description. This item shall consist of all material and labor required to extend, connect or modify the electric services, as indicated or specified, which is over and above the work performed by the

utility. This item may apply to the work at more than one service location and each location will be paid for separately. Unless otherwise indicated, the cost for the utility work, if any, will be reimbursed to the Contractor separately under ELECTRIC UTILITY SERVICE CONNECTION.

Materials. Materials shall be in accordance with the Standard Specifications.

CONSTRUCTION REQUIREMENTS

General. The Contractor shall ascertain the work being provided by the electric utility and shall provide all additional material and work not included by other contract pay items required to complete the electric service work in complete compliance with the requirements of the utility.

No additional compensation will be allowed for work required for the electric service, even though not explicitly shown on the plans or specified herein.

Basis of Payment. This work will be paid for at the contract unit price per each for ELECTRIC SERVICE INSTALLATION, which shall be payment in full for the work specified herein.

ELECTRIC UTILITY SERVICE CONNECTION (COMED)

Description. This item shall consist of payment for work performed by ComEd in providing or modifying electric service as indicated. THIS MAY INVOLVE WORK AT MORE THAN ONE ELECTRIC SERVICE. For summary of the Electrical Service Drop Locations see the schedule contained elsewhere herein.

CONSTRUCTION REQUIREMENTS

General. It shall be the Contractor's responsibility to contact ComEd. The Contractor shall coordinate his work fully with ComEd both as to the work required and the timing of the installation. No additional compensation will be granted under this or any other item for extra work caused by failure to meet this requirement. **Please contact ComEd, New Business Center Call Center, at 866 NEW ELECTRIC (1-866-639-3532) to begin the service connection process. The Call Center Representatives will create a work order for the service connection. The representative will ask the requestor for information specific to the request. The representative will assign the request based upon the location of project.**

The Contractor should make note of the need for the earliest attention to arrangements with ComEd for service. In the event of delay by ComEd, no extension of time will be considered applicable for the delay unless the Contractor can produce written evidence of a request for electric service within 30 days of execution.

The Contractor shall coordinate removal of existing beacon lights with ComEd.

Method of Payment. The Contractor will be reimbursed to the exact amount of money as billed by ComEd for its services. Work provided by the Contractor for electric service will be paid for separately, as described under ELECTRIC SERVICE INSTALLATION. No extra compensation will be paid to the Contractor for any incidental materials and labor required to fulfill the requirements as shown on the plans and specified herein.

For bidding purposes, this item shall be estimated as \$10,000.

Basis of Payment. This work will be paid for at the lump sum price for ELECTRIC UTILITY SERVICE CONNECTION. This price shall be reimbursement in full for ComEd electric utility service charges.

HANDHOLE TO BE ADJUSTED WITH NEW FRAME AND COVER

Description. This work shall consist of constructing leak tight adjustments of handholes and installing new frame and cover at locations shown in the plans or as directed by the Engineer. The top surface of the handhole shall be one (1) inch above the finished grade. If the contractor needs to disconnect and reconnect cables, the cost will not be paid for separately but shall be included in the cost for HANDHOLE TO BE ADJUSTED WITH NEW FRAME AND COVER.

Method of Measurement. The handhole to be adjusted will be measured for payment by each location of actual adjustment.

Basis of Payment. This work will be paid for at the contract unit price per each for HANDHOLE TO BE ADJUSTED WITH NEW FRAME AND COVER. Payment shall include all labor, materials, equipment, tools, transportation, and appurtenances necessary to complete this work.

HEAVY DUTY EROSION CONTROL BLANKET, SPECIAL

This Special Provision revises Section 251 of the Standard Specifications for Road and Bridge Construction to eliminate the use of Excelsior Blanket for Erosion Control Blanket. This work shall consist of furnishing, transporting, and placing 100% biodegradable erosion control blanket over seeded areas as detailed on the plans, according to Section 251 except as modified herein.

Delete the first and second paragraph of Article 1081.10(a) Excelsior Blanket and substitute the following:

Excelsior blanket shall consist of a machine produced mat of wood excelsior of 100 percent, 6 in. (150 mm) or longer fiber length. The wood from which the excelsior blanket is cut shall be properly cured to achieve adequately curled and barbed fibers.

The blanket shall be of consistent thickness, with the fiber evenly distributed over the entire area of the blanket. The excelsior blanket shall be covered on the top side with a 90-day 100 percent biodegradable, plastic-free netting. Netting material shall be made of natural fiber, including coil (coconut husk fibers), jute or sisal, not altered by synthetic materials. Netting shall be "leno-weave" with movable joints (not fixed or welded), allowing each opening between vertical and horizontal twines in the netting stretchable and thus reducing the wildlife entanglement potential. Degradable, photodegradable, UV-degradable, oxo-degradable, or oxo-biodegradable plastic netting (including polypropylene, nylon, polyethylene, and polyester) are not acceptable alternatives. The netting shall be substantially adhered to the excelsior blanket by a knitting process using biodegradable thread. The netting shall also be entwined with the excelsior blanket for maximum strength and ease of handling.

Delete the first paragraph of Article 1081.10 (b) Knitted Straw Mat and substitute the following:

Knitted Straw Mat. Knitted straw mat shall be a machine-produced mat of 100% clean, weed free agricultural straw. The blanket shall be of consistent thickness with the straw evenly distributed over the entire area of the blanket with a functional longevity of up to 12 months. The blanket shall be covered on top side with a 100% biodegradable woven natural organic fiber netting. No plastic netting will be allowed. Netting shall be “leno-weave” with movable joints (not fixed or welded). The netting consists of machine directional strands formed from two intertwined yarns with cross directional strands interwoven through the twisted machine strands to form an approximate 0.50 x 1.0 (1.27 x 2.54 cm) mesh. The blanket shall be sewn together with flexible joints on 1.50-inch (3.81 cm) centers with biodegradable thread. The blanket shall be manufactured with a colored thread stitched along both outer edges (approximately 2-5 inches (5-12.5cm) from the edge) as an overlap guide for adjacent mats.

Delete the second paragraph of Article 1081.10(c) (1) Excelsior Blanket and substitute the following:

Both top and bottom sides of each blanket shall be covered with 100 percent biodegradable, plastic-free netting. Netting material shall be made of natural fiber, including coir (coconut husk fibers), jute or sisal, not altered by synthetic materials. Netting shall be “leno-weave” with movable joints (not fixed or welded). The netting consists of machine directional strands formed from two intertwined yarns with cross directional strands interwoven through the twisted machine strands to form an approximate 0.50 x 1.0 (1.27 x 2.54 cm) mesh.

Delete the first paragraph of Article 1081.10 (c) (2) Knitted Straw Mat and substitute the following:

Knitted Straw Mat. The blanket shall be machine-produced 100% biodegradable blanket, which contains 70% agricultural straw and 30% coconut fiber with a functional longevity of up to 18 months. The blanket shall be of consistent thickness with the straw and coconut evenly distributed over the entire area of the mat. The blanket shall be covered on the top and bottom sides with 100% biodegradable woven natural organic fiber netting. The top netting shall be “leno-weave,” with movable joints (not fixed or welded). The netting consists of machine directional strands formed from two intertwined yarns with cross directional strands interwoven through the twisted machine strands to form an approximate 0.50 x 1.0 (1.27 x 2.54 cm) mesh. The blanket shall be sewn together on 1.50-inch (3.81 cm) centers with degradable thread. The blanket shall be manufactured with a colored thread stitched along both outer edges (approximately 2-5 inches (5-12.5cm) from the edge) as an overlap guide for adjacent mats.

Delete Article 1081.10(d) Wire Staples.

Add the following to Article 1081.10 (e) Wood Stakes:

Biodegradable plastic stakes will be allowed. The biodegradable plastic anchor shall be approximately 10 inches in length. No metal wire stakes will be allowed.

Method of Measurement: Heavy duty erosion control blanket will be measured in place and the area calculated in square yards.

Basis of Payment: This work will be paid for at the contract unit price per square yard of HEAVY DUTY EROSION CONTROL BLANKET, SPECIAL. Payment shall be including all labor, materials, equipment, tools, transportation, and appurtenances necessary to complete this work as detailed in the plans and specified herein.

EXPLORATION TRENCH, SPECIAL

Description. This work shall consist of constructing a trench for the purpose of locating existing drain tiles and/or utility facilities. The exploration trench shall be constructed at the locations indicated in the plans and as directed by the Engineer in accordance with Section 213 of the Standard Specifications and as modified herein.

General. The depth of the trench shall be variable. The width of the trench shall be sufficient to allow proper investigation of the entire trench.

After the trench has been inspected by the Engineer, the excavated material shall be used to backfill the trench in a manner satisfactory to the Engineer. Any excess materials shall be disposed of according to Article 202.03 of the Standard Specifications.

Method of Measurement. The exploration trench will be measured for payment in feet of actual trench constructed.

Basis of Payment. This work will be paid for at the contract unit price per foot for EXPLORATION TRENCH, SPECIAL. Payment shall include all labor, materials, equipment, tools, transportation, and appurtenances necessary to complete this work as detailed in the plans and specified herein.

TURF REINFORCEMENT MAT (SPECIAL)

This work shall be performed in accordance with applicable portions of Section 285 and Section 501 of the Standard Specifications. This work shall consist of furnishing and placing a turf reinforcement mat block system in accordance with this specification and conforming with the lines, grades, design, and dimensions shown on the plans.

The turf reinforcement mat block system must be individual concrete blocks tied together with high strength polypropylene bi-axial geogrid. Each block shall be tapered, beveled and interlocked and includes connections that prevent lateral displacement of the blocks within the mats when they are lifted for placement.

The furnished blocks must be manufactured with concrete conforming to the cement requirements of ASTM C150 and to the aggregate requirements of ASTM C33. Meet a minimum compressive strength of 5,000 psi at 28 days. Furnish blocks that have a minimum weight of 3 lb. per block. Blocks shall be placed no further than 2 in. apart.

The blocks must be connected with a polypropylene bi-axial geogrid. The mat's geogrid must be constructed of a high tenacity, low elongating, and continuous filament polypropylene fibers that is securely cast into and embedded within the base of the concrete blocks and obtains connection strength greater than that of the geogrid

The turf reinforcement block system mat shall be placed on an erosion control blanket consisting of a specific cut of naturally seed free Great Lakes Aspen curled wood excelsior with 80% six-inch fibers or greater fiber length. The blanket must be of consistent thickness with fibers evenly distributed throughout the entire area of the blanket. The top and bottom of each blanket must be covered with degradable polypropylene netting. The erosion control blanket shall meet the following requirements:

Index Property	Test Method	Value
Thickness	ASTM D 6525	0.418 in (10.62 mm)
Light Penetration	ASTM D 6567	34.6%
Resiliency	ASTM D 6524	64%
Mass per Unit Area	ASTM D 6475	0.57 lb/yd ² (309 g/m ²)
MD-Tensile Strength Max.	ASTM D 6818	127.0 lb/ft (1.9 kN/m)
TD-Tensile Strength Max.	ASTM D 6818	50.9 lb/ft (0.7 kN/m)
MD-Elongation	ASTM D 6818	28.64%
TD-Elongation	ASTM D 6818	29.84%
Swell	ECTC Procedure	89%
Water Absorption	ASTM D 1117/ECTC	199%
Bench-Scale Rain Splash	ECTC Method 2	SLR = 6.84 @ 2 in/hr ^{2,3}
Bench-Scale Rain Splash	ECTC Method 2	SLR = 7.19 @ 4 in/hr ^{2,3}
Bench-Scale Rain Splash	ECTC Method 2	SLR = 7.56 @ 6 in/hr ^{2,3}
Bench-Scale Shear	ECTC Method 3	2.6 lb/ft ² @ 0.5 in soil loss ³
Germination Improvement	ECTC Method 4	645%

Additionally, a turf reinforcing mat (TRM) shall be placed under the block mat. The TRM shall be permanent non-degradable and consists of 100% post-consumer recycled polyester (green or brown bottles) with 80% five-inch fibers or greater fiber length. The TRM must be of consistent thickness with fibers evenly distributed throughout the entire area of the TRM. The top and bottom of each TRM shall be covered with heavy duty polypropylene net. The fibers shall be tightly crimped and curled to allow fiber interlock, and to retain 95% memory of the original shape after loading by hydraulic events. The fibers shall have a specific gravity greater than 1.0 to ensure that the blanket will not float during hydraulic events. The TRM must meet Federal Government Executive Order initiatives for use of products made from, or incorporating, recycled materials. The TRM shall meet the following requirements:

Index Property	Test Method	Value
Thickness	ASTM D 6525	0.294 in (7.47 mm)
Light Penetration	ASTM D 6567	57%
Resiliency	ASTM D 6524	86%
Mass per Unit Area	ASTM D 6566	0.50 lb/yd ² (271 g/m ²)
MD-Tensile Strength Max.	ASTM D 6818	295.2 lb/ft (4.32 kN/m)
TD-Tensile Strength Max.	ASTM D 6818	194.4 lb/ft (2.85 kN/m)
MD-Elongation	ASTM D 6818	32.2%

TD-Elongation	ASTM D 6818	40.8%
Swell	ECTC Procedure	8%
Water Absorption	ASTM D 1117/ECTC	33.8%
Specific Gravity	ASTM D 792	1.21
UV Stability	ASTM D 4355 (1,000 hr)	80% minimum
Porosity	Calculated	97.5%
Bench-Scale Rain Splash	ECTC Method 2	SLR = 4.13 @ 2 in/hr ^{1,2}
Bench-Scale Rain Splash	ECTC Method 2	SLR = 4.97 @ 4 in/hr ^{1,2}
Bench-Scale Rain Splash	ECTC Method 2	SLR = 5.99 @ 6 in/hr ^{1,2}
Bench-Scale Shear	ECTC Method 3	2.40 lb/ft ² @ 0.5 in soil loss
Germination Improvement	ECTC Method 4	353%

Prior to installing the turf reinforcement block mat system, the contractor shall prepare the subgrade as detailed in the plans. All subgrade surfaces to be smooth and free of all rocks, stones, sticks, roots, and other protrusions or debris of any kind that would result in an individual block being raised more than 3/4 in. above the adjoining blocks. The block mat will be seeded with Class 1A seed. The contractor must ensure that the subgrade material can sustain growth.

The contractor shall ensure the prepared subgrade provides a smooth, firm, and unyielding foundation for the mats. The subgrade shall be graded into a trapezoidal shape to concentrate flow to middle of mat or mats.

Vegetation is required, the contractor shall distribute seed on the prepared topsoil subgrade before installation of the concrete mats in accordance with the specifications. The seeding of this area shall be paid for under the SEEDING, CLASS 1A pay item.

The contractor shall install mats to the line and grade shown on the plans and per the manufacturer's guidelines. The manufacturer or authorized representative must be available to provide technical assistance during the slope preparation and installation of the concrete block mats as needed.

Provide a minimum 24" deep concrete mat embedment toe trench at all edges. This 24" embedment refers to keying the block mat in on all sides. When needed, provide fastening or anchoring as recommended by the manufacturer for the site conditions.

For seams parallel to the flow line in ditch or channel applications, the contractor shall center a minimum 3 ft. wide strip of soil retention blanket under the seam. Fasten along the seam at 5 ft. maximum spacing. Parallel seams in the center of the ditch shall be avoided.

The contractor shall shingle seams perpendicular to the flow line with the downstream mat recessed a minimum of 2 blocks under the upstream mat and fastened together along the seam at 2 ft. maximum spacing if required by manufacturer.

Method of Measurement. This work shall be measured for payment in SQUARE YARDS.

Basis of Payment. This work shall be paid for at the contract unit price per SQUARE YARD for TURF REINFORCEMENT MAT (SPECIAL) which price shall include all of items, materials including but not limited to erosion control blanket, turf reinforcing mat, geo-grid, block mat, excavation, furnished excavation and topsoil as well as labor and equipment listed in Section 285 of the Standard Specifications.

AGGREGATE SURFACE COURSE FOR TEMPORARY ACCESS

Revise Article 402.10 of the Standard Specifications to read:

“402.10 For Temporary Access. The contractor shall construct and maintain aggregate surface course for temporary access to private entrances, commercial entrances, field entrances and roads according to Article 402.07 and as directed by the Engineer.

The aggregate surface course shall be constructed to the dimensions and grades specified below, except as modified by the plans or as directed by the Engineer.

- (a) Private Entrance. The minimum width shall be 12 ft (3.6 m). The minimum compacted thickness shall be 6 in. (150 mm). The maximum grade shall be eight percent, except as required to match the existing grade.
- (b) Commercial and Field Entrances. The minimum width shall be 24 ft (7.2 m) for a commercial entrance and 20 ft (6.0 m) for a field entrance. The minimum compacted thickness shall be 9 in. (230 mm). The maximum grade shall be six percent, except as required to match the existing grade.
- (c) Road. The minimum width shall be 20 ft (6.0 m). The minimum compacted thickness shall be 9 in. (230 mm). The grade and elevation shall be the same as the removed pavement, except as required to meet the grade of any new pavement constructed.

Maintaining the temporary access shall include relocating and/or regrading the aggregate surface course for any operation that may disturb or remove the temporary access. The same type and gradation of material used to construct the temporary access shall be used to maintain it.

When use of the temporary access is discontinued, the aggregate shall be removed and utilized in the permanent construction or disposed of according to Article 202.03.”

Add the following to Article 402.12 of the Standard Specifications:

“Aggregate surface course for temporary access will be measured for payment per each for every private entrance, commercial entrance, or field entrance, and in square yards for roads constructed for the purpose of temporary access. If a residential drive, commercial entrance, field entrance or road is to be constructed under multiple stages, the aggregate needed to construct the second or subsequent stages will not be measured for payment but shall be included in the cost per each of the type specified.”

Revise the second paragraph of Article 402.13 of the Standard Specifications to read:

“Aggregate surface course for temporary access will be paid for at the contract unit price per each for TEMPORARY ACCESS (PRIVATE ENTRANCE), TEMPORARY ACCESS (COMMERCIAL ENTRANCE), and TEMPORARY ACCESS (FIELD ENTRANCE).

Partial payment of each amount bid for temporary access for private, commercial and field entrances will be paid according to the following schedule:

- (a) Upon construction of the temporary access, sixty percent of the contract unit price per each, of the type constructed, will be paid.

(b) Subject to the approval of the Engineer for the adequate maintenance and removal of the temporary access, the remaining forty percent of the pay item will be paid upon the permanent removal of the temporary access.”

WINTERIZED TEMPORARY ACCESS

Description, This work shall consist of constructing, maintaining and removing winterized temporary access for private and commercial entrances and side roads designed for use throughout the winter months.

Materials. Materials shall be according to the following.

ITEM	ARTICLE/SECTION
Hot-Mix Asphalt	1030

CONSTRUCTION REQUIREMENTS

For projects lasting longer than one construction season, the contractor shall construct and maintain temporary access composed of an HMA surface course over an existing aggregate temporary access. The contractor shall install the winterized temporary access prior to winter shut down at the direction of the engineer. The top 2” of the existing aggregate temporary access should be removed and replaced with 2” of Hot-Mix Asphalt.

HMA Surface Course. The Hot-Mix Asphalt surface course shall be 2 in. thick when compacted. HMA Surface Course, Mix “D”, N50 shall be used except as modified by the plans or as directed by the Engineer. This work shall be constructed in accordance with the applicable portions of Section 406 of the Standard Specifications and as directed by the Engineer. The material shall conform to the applicable portions of Section 1030 of the Standard Specifications.

The winterized temporary access shall be constructed to the dimensions and grades of the existing aggregate temporary access.

Maintaining the winterized temporary access shall include repairing the HMA surface course after any operation that may disturb or remove the winterized temporary access to the satisfaction of the Engineer.

When use of the winterized temporary access is discontinued, the winterized temporary access shall be removed according to Article 440.03 of the Standard Specifications. The material shall be disposed of according to Article 202.03 of the Standard Specifications or may be utilized in the permanent construction with the approval of the Engineer.

Method of Measurement. Winterized temporary access for private and commercial entrances will not be measured for payment.

Basis of Payment. Winterized temporary access will not be paid for separately but shall be considered as included in the cost of the temporary access, which will be paid for at the contract unit price per each for TEMPORARY ACCESS (PRIVATE ENTRANCE) and TEMPORARY ACCESS (FIELD ENTRANCE) as specified in the plans.

PORTLAND CEMENT CONCRETE SHOULDERS 12.5" (SPECIAL)

This work shall consist of constructing integrally colored, Portland cement concrete shoulders on a prepared subgrade to serve as a truck apron at the locations indicated in the plans. The Portland cement concrete shoulders shall contain an imprinted pattern, surface hardener and cure/sealer. In addition to this special provision, all work shall be in accordance with the details included in the plans, Section 483 of the Standard Specifications and Standard 483001.

Materials. The integral color, imprinted pattern and surface hardener shall be Sienna, Canyon Stone and Caramel, respectively, and are subject to approval by the Engineer.

The integral coloring admixture shall be a non-fading synthetic oxide pigment meeting ASTM C979 at a 6% minimum loading and a maximum 8% loading by weight of the cementitious materials in the mix. The integral color shall be added according to manufacturer's instructions.

The color hardener shall be applied to the surface of the concrete according to the manufacturer's instructions and recommended application techniques.

The form release agent shall be provided in clear liquid form and shall be applied to the surface of the concrete according to the manufacturer's instructions and recommended application techniques.

The curing agent shall be a liquid membrane-forming clear curing compound conforming to AASHTO M148, Type 1. The curing compound for integrally colored concrete shall be applied according to the manufacturer's instructions and recommended application techniques. The curing compound shall be applied at a uniform interval after each pour to maintain consistency in finished coloration.

Only admixtures designed for use and compatibility with colored concrete pigments shall be used. Calcium chloride or admixtures containing chlorides shall not be used. The same admixture shall be used for all colored concrete on the project.

Joint fillers shall be selected to match the integral colors selected for the project.

Equipment. All imprinting tools to be used for texturing freshly placed concrete in a pattern/texture shall be approved by Engineer. Imprinting tools shall be used according to the manufacturer's instructions.

General. Colored concrete mixes for the entire project shall be consistent. If the Contractor chooses to utilize a mix with High Early Strength for a portion of the colored concrete, then the same mix shall be utilized for all colored concrete.

If water is added to the colored concrete once a truck is on site, the colored concrete will be rejected.

With prior approval of the Engineer, minimal amounts of water may be applied to the surface of the colored concrete to complete the final surface finishing operations. However, if too much water is added to the surface of the colored concrete, such that the color is not uniform or no longer conforms to the approved color, then those sections shall be removed and replaced to the satisfaction of the Engineer, at no additional cost.

The Contractor shall cover and protect adjacent construction and concrete from spillage and discoloration during placement and curing of the colored concrete. Sections of the finished product which become discolored as a result of regular work activities shall be removed and replaced to the satisfaction of the Engineer, at no additional cost.

The liquid release agent shall be applied uniformly onto the colored, still plastic state concrete to provide a clean release of the imprinting tools from the concrete surface without lifting the imprint or rearing the concrete.

The Contractor shall closely monitor the setting up of the concrete. Once the concrete is ready for imprinting, the Contractor shall accurately align and place the imprinting stamps. The imprint tools shall be pressed or pounded uniformly to produce the required pattern and depth of imprint on the concrete surface. The imprint tools shall be removed immediately. Surfaces and/or edges unable to be imprinted with the stamping mats shall be hand textured. Imperfections such as broken corners, double imprints and surface cracks shall be corrected to the satisfaction of the Engineer.

Plastic sheeting shall not be used to cure colored concrete unless necessary due to weather conditions. If plastic sheeting is necessary, it shall be suspended above the concrete and not laid directly on top of the concrete, as discoloration will occur.

The Engineer will conduct a visual appraisal of concrete work acceptability during dry daylight conditions. The Engineer will evaluate the completed work for lack of uniformity in color, mottled or discolored appearance, visible streaks and other visual defects as determined by the Engineer. Work that exhibits these visual flaws will be considered defective and shall be removed and replaced at the Contractor's expense. The Engineer's assessment of these flaws will be final and binding.

Submittals. Manufacturers' data sheets shall be submitted on each product to be used, including preparation instructions, storage and handling requirements and installation methods.

Prior to beginning work, the Contractor shall provide three (3) samples of the integrally colored Portland cement concrete with imprinted pattern, surface hardener and cure/sealer. Each sample shall be a different shade and measure 4 feet wide by 4 feet long (depth shall be the minimum required to depict the required components). The first sample will be mixed to the target color, the second sample will be darker than the target color and the third sample will be lighter than the target color. The Engineer may request additional samples as necessary to determine final composition. Any additional samples shall be provided at no additional cost.

Once the final sample has been selected by the Engineer, the Contractor shall not change the material sources or admixtures, concrete mix designs, water/cement ratio or other factors which may alter the structural or appearance characteristics of the work, without prior written approval of the Engineer. The Contractor shall preserve the approved sample for use as a reference.

Quality Assurance. The Contractor shall provide a qualified foreman or supervisor who has a minimum of three (3) years' experience with imprinted and textured concrete, and who has successfully completed at least five (5) imprinted concrete installations of high quality and similar scope. The concrete shall be cast-in-place on the job site by trained and experienced workers. All materials utilized in the construction of the integrally colored, Portland cement concrete shoulders shall be obtained from the same source.

Method of Measurement. This work will be measured for payment in place and the area computed in square yards.

Basis of Payment. This work will be paid for at the contract unit price per square yard for PORTLAND CEMENT CONCRETE SHOULDERS 12.5" (SPECIAL). Payment shall include all labor, materials, equipment, tools, transportation, and appurtenances necessary to complete this work as detailed in the plans and specified herein.

SANITARY MANHOLE ADJUSTMENT AND RECONSTRUCTION

Description. This work shall consist of constructing leak tight adjustments and reconstructions of sanitary manholes at locations shown in the plans or as directed by the Engineer.

General. All sanitary related work shall be performed in accordance with the Standard Specification for Water & Sewer Main Construction in Illinois, latest edition, Section 602 of the IDOT Standard Specifications, Fox Metro Water Reclamation District Standards, Village of Oswego Standards, and the details in the plans.

All manhole sections shall be precast only with an eccentric cone section, precast fillets, and a monolithic base.

Manholes shall have no more than two adjusting rings with a minimum of four inches and a maximum of twelve inches of adjusting rings.

Manholes shall have external sealing systems to prevent ground water from infiltrating between the manhole and the frame. Products shall meet the acceptance of the Village and seals shall not be backfilled until inspected by a Village representative. External seals shall be new, reuse of existing seal material is not permitted.

External manhole surfaces shall be waterproofed to prevent infiltration with heavy duty coal tar pitch, top-coat bituminous super service black. A minimum of two coats at a minimum rate of 50 square feet per gallon an only after joint seals are installed. External joint wrap shall be required on each manhole section in accordance with Village specifications.

All lifting holes, voids between pipe seals, joints between precast reinforced concrete sections shall be tuckpointed with hydraulic cement.

Bitumastic material shall be placed between precast reinforced concrete sections, adjusting rings, and between the frame.

Method of Measurement. This work shall be measured for payment per each manhole adjusted or reconstructed.

Basis of Payment. This work will be paid for at the contract unit price per each for SANITARY MANHOLES TO BE ADJUSTED or SANITARY MANHOLES TO BE RECONSTRUCTED. Payment shall include all labor, materials, equipment, tools, transportation, and appurtenances necessary to complete this work as detailed in the plans and specified herein.

MANHOLES, SANITARY, 6'-DIAMETER, TYPE 1 FRAME, CLOSED LID

Description: This work consists of the installation of Manholes of the size and type shown on the plans.

This work shall be performed in accordance with the Standard Specifications for Water and Sewer Main Construction in Illinois latest edition, per the Fox Metro Sanitary Manhole Detail with Manhole Frame and Lid Detail shown in plans, see Details and installation requirements included in the plans.

Special Frame and Lid shall be used for Sanitary Manholes with the word "SANITARY" cast into the Lid. See Detail included in the plans.

Method of Measurement: This work shall be measured per each sanitary manhole.

Basis of Payment: This work shall be paid for at the contract unit price per each for MANHOLES, SANITARY, 6'-DIAMETER, TYPE 1 FRAME, CLOSED LID. Price shall include all of the work as specified above including heavy duty frame and lid, and internal and external chimney seals as shown in the Fox Metro details. The price shall also include all labor, tools, equipment and material including excavation, backfilling, disposal of waste excavated material and all other material necessary to complete the work as specified.

CONCRETE MEDIAN, TYPE SB-6.24 (SPECIAL)

Description. This work shall consist of constructing solid concrete median in accordance with Section 606 of the Standard Specifications, Highway Standard 606301, plans, and as modified herein.

General. This item includes the solid concrete median to be constructed along the left-turn lane storage bays and tapers where the median width from back of curb to back of curb is 6' or less (see plans for exact locations). The gutter width shall be 12" wide on the side adjacent to the left-turn lanes and 24" on the departure side of the median as shown on the plans.

Method of Measurement. Concrete median will be measured for payment in place and the area computed in square yards in accordance with Article 606.14 of the Standard Specifications.

Basis of Payment. This work will be paid for at the contract unit price square foot for CONCRETE MEDIAN, TYPE SB6.24 (SPECIAL). Payment shall include all labor, materials, equipment, tools, transportation, and appurtenances necessary to complete this work as detailed in the plans and specified herein.

TRAFFIC CONTROL AND PROTECTION, (SPECIAL)

This work shall consist of providing traffic control and protection in accordance with Section 701 of the Standard Specifications and the specific plan details, notes, and special provisions that have been prepared for this contract.

Method of Measurement. All traffic control (except work zone pavement marking) required by Section 701 of the Standard Specifications and the specific traffic control plan details, notes, and special provisions will be measured for payment on a lump sum basis.

Short term pavement markings and temporary pavement markings of the various line widths will be measured for payment in feet. Double yellow lines will be measured as two separate lines.

Letters and symbols used in conjunction with the temporary pavement marking, conforming to the sizes and dimensions specified in the plan details, will be measured for payment in square feet.

Short term and temporary pavement marking removal will be measured for payment in square feet.

Basis of Payment. All traffic control and protection will be paid for at the contract lump sum price for TRAFFIC CONTROL AND PROTECTION, (SPECIAL). This price shall be payment in full for all labor, materials, transportation, handling, and incidental work necessary to furnish, install, maintain, and remove all traffic control devices required by Section 701 of the Standard Specifications and the specific traffic control plan details, notes, and special provisions and as approved by the Engineer.

SHORT-TERM PAVEMENT MARKING, TEMPORARY PAVEMENT MARKING and PAVEMENT MARKING TAPE, TYPE III will be paid for separately in accordance with Section 703 of the Standard Specifications and these Special Provisions. Removal will be paid for at the contract unit price per square foot for TEMPORARY PAVEMENT MARKING REMOVAL.

CHANGEABLE MESSAGE SIGN, SPECIAL

This work shall consist of the furnishing, installation, maintenance, relocation, and removal of portable changeable message signs in accordance with Section 701 of the Standard Specifications and this special provision.

In addition to any changeable message signs shown in the traffic control standards, the Contractor shall furnish four (4) Changeable Message Signs for this project. The signs shall be operational two weeks prior to any lane closure and shall be located and programmed (with an appropriate message) as directed by the Engineer.

Basis of Payment. This work will be paid for at the contract unit price per calendar month for each sign as CHANGEABLE MESSAGE SIGN, SPECIAL. Any relocation of the signs and messaging modifications directed by the Engineer during construction will not be paid for separately, but shall be included in the cost of the CHANGEABLE MESSAGE SIGN, SPECIAL.

RECESSED REFLECTIVE PAVEMENT MARKERS

General Conditions. It is the intent of these specifications to describe the labor and materials required for the reflective pavement markers of specific county roads in accordance with the Manual on Uniform Traffic Control Devices, Part 3 – Markings. In addition, all work shall comply with Section 781 of the Standard Specifications.

Installation. The recessed reflective pavement markers shall be constructed by removing a 5" by 3.5" area of the bituminous pavement at a depth of $\frac{3}{4}$ ". This depressed area shall be tapered vertically from the full depth of $\frac{3}{4}$ inches to 0 inches in 42 inches at both ends for the two-way markers and at the approach end only for the one-way markers. The depressed area shall be oriented lengthwise and longitudinally with respect to the roadway.

The pavement markers shall be placed and cemented with epoxy in the center of the $\frac{3}{4}$ " deep depressed area. The top of the marker, installed shall be approximately $\frac{3}{8}$ " \pm $\frac{3}{8}$ " below the roadway surface.

The recessed area shall be cleaned free of all loose material by means of sand blasting and also free of moisture before the placement of the pavement marker. All excess material resulting from the construction of the recessed area shall be completely removed from the surface of the roadway by means of a vacuum sweeper truck.

Basis of Payment. This work will be paid for at the contract unit price per each for RECESSED REFLECTIVE PAVEMENT MARKER, which price shall be payment in full for all labor, materials, and equipment necessary to complete the work described above.

STORM WATER CURB OPENING

This work shall consist of constructing Storm Water Curb Openings in accordance with the details shown in the plans at the locations indicated in the plans or by the engineer.

Method of Measurement. This work will be measured for payment per each STORM WATER CURB OPENING installed.

Basis of Payment. This work will be paid for at the contract unit price per each STORM WATER CURB OPENING. Payment shall include all labor, materials, equipment, tools, transportation, and appurtenances necessary to complete this work as detailed in the plans.

DETECTOR LOOP REMOVAL

This work shall consist of removing the existing detector loop at the location indicated in the plans or by the engineer.

Method of Measurement. This work will be measured for payment per each DETECTOR LOOP REMOVAL locations shown in the plans or as directed by the engineer.

Basis of Payment. This work will be paid for at the contract unit price per each DETECTOR LOOP REMOVAL. Payment shall include all labor, materials, equipment, tools, transportation, and appurtenances necessary to complete this work.

RECESSED REFLECTIVE PAVEMENT MARKER REMOVAL

Description. This work shall consist of removing existing recessed reflective pavement markers as shown on the plans or directed by the engineer and shall conform to the applicable portions of Section 783 of the Standard Specifications.

Method of Measurement. The RECESSED REFLECTIVE PAVEMENT MARKER REMOVAL will be measured for payment for each marker removed.

Basis of Payment.

This work will be paid for at the contract unit price per each for RECESSED REFLECTIVE PAVEMENT MARKER REMOVAL.

RAMPED MEDIAN NOSE

Description. This work shall consist of providing ramped median and island noses in accordance with Standard 606301 at the locations indicated in the plans. The ramped portion of the median or island shall be constructed monolithically with the adjacent curb and gutter.

Basis of Payment. This work will be paid for at the contract unit price per each for RAMPED MEDIAN NOSE, which price shall include the adjacent curb and gutter.

PERMANENT DITCH CHECKS

Description. This work shall consist of furnishing and installing all material required to construct permanent ditch checks as detailed in the plans.

General. The RCP pipe are to be in accordance with Article 1042 of the Standard Specifications.

Culvert pipe and end sections shall be installed in accordance with Article 542 of the Standard Specifications.

Earth embankment materials shall consist of clay, impervious, material compacted to the engineer's satisfaction in lifts not exceeding eight (8) inches loose measurement.

Method of Measurement. This work will be measured for payment per foot from upstream toe of slope to the downstream toe of slope. The cost of the grout material, associated earthwork, culvert pipe, end sections, and all appurtenances to complete the installation as detailed in the plans shall not be measured for payment separately but shall be considered included in the contract unit price for PERMANENT DITCH CHECK.

Basis of Payment. This work will be paid for at the contract unit price per foot for PERMANENT DITCH CHECK. Payment shall include all labor, materials, equipment, tools, transportation, and appurtenances necessary to complete this work as detailed in the plans and specified herein.

HOT-MIX ASPHALT REMOVAL (SPECIAL)

Description. This work shall consist of the complete removal and disposal of paved paths at locations shown in the plans and as directed by the Engineer.

General. This work shall be performed in accordance with Section 440 of the Standard Specifications. It is estimated that the asphalt path pavement varies from three (3) to four (4) inches in thickness.

Method of Measurement. This work shall be measured for payment in place and the area computed in square yards.

Basis of Payment. This work will be paid for at the contract unit price per square yard for HOT-MIX ASPHALT REMOVAL (SPECIAL). Payment shall include all labor, materials, equipment, tools, transportation, and appurtenances necessary to complete this work as detailed in the plans and specified herein.

DETOUR SIGNING

Description. This work shall consist of furnishing, installing, maintaining, relocating, repairing, and eventually removing temporary detour signs and their supports as shown on the detour plan or any additional signs as directed by the engineer. All signs shall be either new or in a like-new condition, to the satisfaction of the Engineer.

Materials. The signs shall be according to Article 1106.01 of the Standard Specifications.

Installation. The sign sizes and legends shall be verified by the Contractor prior to fabrication.

Signs which are placed along the roadway and/or within the construction zone shall be installed according to the requirements of Article 701.14 and Article 720.04. The signs shall be 7 ft above the near edge of the pavement and shall be a minimum of 2 ft beyond the edge of the paved shoulder.

All detour signs shall have their own sign supports. The attachment of temporary detour signs to existing sign structures or sign panels will not be allowed. Any damage to existing signs due to the Contractor's operations shall be repaired or signs replaced, as determined by the Engineer, at the Contractor's expense.

The contractor shall furnish and install the signs as shown in the detour plans or as directed by the engineer.

Basis of Payment. This work will be paid for at the lump sum price for DETOUR SIGNING.

FENCE REMOVAL

Description. This work shall consist of removing and disposing of the existing fencing at the locations indicated in the plans and as directed by the Engineer.

General. The existing fence and accessories (including foundations) shall be removed and disposed of in accordance with Article 202.03 of the Standard Specifications.

Method of Measurement. Fence removal will be measured for payment in feet, along the top of the fence from center to center of end posts, inclusive of gates.

Basis of Payment. This work will be paid for at the contract unit price per foot for FENCE REMOVAL. Payment shall include all labor, materials, equipment, tools, transportation, disposal fees, and appurtenances necessary to complete this work as detailed in the plans and specified herein.

SANITARY SEWER 36"

Description: This work shall consist of providing the necessary equipment, materials, and labor required for installing proposed sanitary sewer 36", PVC, SDR 25 and 36", PVC, C900/ DR 18 by open trenched methods.

Construction Methods: Provide the necessary trench excavations for installing the proposed sanitary sewer pipe as shown in the plans or as directed by the Engineer. The remaining open trench shall then be backfilled with suitable Trench Backfill material just below the final grade.

Trench backfill material shall be placed in eight (8) inch lifts, loose measurement, and compacted by mechanical means to the satisfaction of the Engineer. In locations outside of the existing pavement structure, four (4) inches of topsoil shall then be placed on top of the excavated trench backfill in locations where existing vegetation had previously grown in the interim.

Measurement: SANITARY SEWER 36" will be measured for payment in feet of installed pipe by trench method.

Material: The material used for sanitary sewer shall be per the specifications found on the engineering plans or as provided by Fox Metro Water Reclamation District.

Payment: The work will be paid for at the contract unit price per foot for SANITARY SEWER 36", which shall include sanitary sewer pipe as specified, pipe plugs at manholes, all excavation, trench shoring if necessary and disposal of material and surplus excavated material from the trench, trench backfill, and all other labor and equipment necessary to complete the work as indicated in the plans.

TEMPORARY INFORMATION SIGNING

This work shall consist of furnishing, installing, maintaining, relocating for various states of construction and eventually removing temporary informational signs. Included in this item may be ground mount signs, skid mount signs, truss mount signs, bridge mount signs, and overlay sign panels which cover portions of existing signs. An estimated quantity has been provided in the plans for temporary information signing.

Materials. Materials shall be according to the following Articles of Section 1000 - Materials:

	<u>Item</u>	<u>Article/Section</u>
a.)	Sign Base (Notes 1 & 2)	1090
b.)	Sign Face (Note 3)	1091
c.)	Sign Legends	1092
d.)	Sign Supports	1093
e.)	Overlay Panels (Note 4)	1090.02

Note 1. The Contractor may use 5/8 inch instead of 3/4 inch thick plywood.

Note 2. Type AA sheeting black on fluorescent orange can be used on the plywood base.

Note 3. All sign faces shall be Type AA except all orange signs shall meet the requirements of Article 1106.01.

Note 4. The overlay panels shall be 0.08 inch thick.

CONSTRUCTION REQUIREMENTS

Installation. The sign sizes and legend sizes shall be verified by the Contractor prior to fabrication.

Signs which are placed along the roadway and/or within the construction zone shall be installed according to the requirements of Article 701.14 and Article 720.04. The signs shall be 7 ft above

the near edge of the pavement and shall be a minimum of 2 ft beyond the edge of the paved shoulder. A minimum of two (2) posts shall be used.

The attachment of temporary signs to existing sign structures or sign panels shall be approved by the Engineer. Any damage to the existing signs due to the Contractor's operations shall be repaired or signs replaced, as determined by the Engineer, at the Contractor's expense.

Signs which are placed on overhead bridge structures shall be fastened to the handrail with stainless steel bands. These signs shall rest on the concrete parapet where possible. The Contractor shall furnish mounting details for approval by the Engineer.

Method of Measurement. This work shall be measured for payment in square feet edge to edge (horizontally and vertically).

All hardware, posts or skids, supports, bases for ground mounted signs, connections, which are required for mounting these signs will be included as part of this pay item.

Basis of Payment. This work will be paid for at the contract unit price per square foot for TEMPORARY INFORMATION SIGNING.

TEMPORARY PAVEMENT

Description. This work shall consist of constructing a temporary pavement at the locations shown on the plans or as directed by the engineer.

General. The contractor shall use either Portland cement concrete according to Sections 353 and 354 of the Standard Specifications or HMA according to Sections 355, 356, 406 of the Standard specifications, and other applicable HMA special provisions as contained herein. The HMA mixtures to be used shall be specified in the plans. The thickness of the Temporary Pavement shall be as described in the plans. The contractor shall have the option of constructing either material type if both Portland cement concrete and HMA are shown in the plans.

Articles 355.08 and 406.11 of the Standard Specifications shall not apply.

The removal of the Temporary Pavement, if required, shall conform to Section 440 of the Standard Specification.

Method of Measurement. Temporary pavement will be measured in place and the area computed in square yards (square meters).

Basis of Payment. This work will be paid for at the contract unit price per square yard (square meter) for TEMPORARY PAVEMENT. Removal of temporary pavement will be paid for at the contract unit price per square yard (square meter) for PAVEMENT REMOVAL. Payment shall include all labor, materials, equipment, tools, transportation, and appurtenances necessary to complete this work as detailed in the plans and specified herein.

IDOT TRAINING PROGRAM GRADUATE ON-THE-JOB TRAINING SPECIAL PROVISION

Effective: August 1, 2012 Revised: February 2, 2017

In addition to the Contractor's equal employment opportunity (EEO) affirmative action efforts undertaken as required by this Contract, the Contractor is encouraged to participate in the incentive program described below to provide additional on-the-job training to certified graduates of the IDOT pre-apprenticeship training program, as outlined in this Special Provision.

IDOT funds, and various Illinois community colleges operate, pre-apprenticeship training programs throughout the State to provide training and skill-improvement opportunities to promote the increased employment of minority groups, disadvantaged persons and women in all aspects of the highway construction industry. The intent of this IDOT Pre-Apprenticeship Training Program Graduate (TPG) special provision (Special Provision) is to place these certified program graduates on the project site for this Contract in order to provide the graduates with meaningful on-the-job training. Pursuant to this Special Provision, the Contractor must make every reasonable effort to recruit and employ certified TPG trainees to the extent such individuals are available within a practicable distance of the project site.

Specifically, participation of the Contractor or its subcontractor in the Program entitles the participant to reimbursement for graduates' hourly wages at \$15.00 per hour per utilized TPG trainee, subject to the terms of this Special Provision. Reimbursement payment will be made even though the Contractor or subcontractor may also receive additional training program funds from other non-IDOT sources for other non-TPG trainees on the Contract, provided such other source does not specifically prohibit the Contractor or subcontractor from receiving reimbursement from another entity through another program, such as IDOT through the TPG program. With regard to any IDOT funded construction training program other than TPG, however, additional reimbursement for other IDOT programs will not be made beyond the TPG Program described in this Special Provision when the TPG Program is utilized.

No payment will be made to the Contractor if the Contractor or subcontractor fails to provide the required on-site training to TPG trainees, as solely determined by IDOT. A TPG trainee must begin training on the project as soon as the start of work that utilizes the relevant trade skill and the TPG trainee must remain on the project site through completion of the Contract, so long as training opportunities continue to exist in the relevant work classification. Should a TPG trainee's employment end in advance of the completion of the Contract, the Contractor must promptly notify the IDOT District EEO Officer for the Contract that the TPG's involvement in the Contract has ended. The Contractor must supply a written report for the reason the TPG trainee involvement terminated, the hours completed by the TPG trainee on the Contract, and the number of hours for which the incentive payment provided under this Special Provision will be, or has been claimed for the separated TPG trainee.

Finally, the Contractor must maintain all records it creates as a result of participation in the Program on the Contract and furnish periodic written reports to the IDOT District EEO Officer that document its contractual performance under and compliance with this Special Provision. Finally, through participation in the Program and reimbursement of wages, the Contractor is not relieved of, and IDOT has not waived, the requirements of any federal or state labor or employment law applicable to TPG workers, including compliance with the Illinois Prevailing Wage Act.

METHOD OF MEASUREMENT: The unit of measurement is in hours.

BASIS OF PAYMENT: This work will be paid for at the contract unit price of \$15.00 per hour for each utilized certified TPG Program trainee (TRAINEES TRAINING PROGRAM GRADUATE). The estimated total number of hours, unit price, and total price must be included in the schedule of prices for the Contract submitted by Contractor prior to beginning work. The initial number of TPG trainees for which the incentive is available for this contract is 4.

The Department has contracted with several educational institutions to provide screening, tutoring and pre-training to individuals interested in working as a TPG trainee in various areas of common construction trade work. Only individuals who have successfully completed a Pre-Apprenticeship Training Program at these IDOT approved institutions are eligible to be TPG trainees. To obtain a list of institutions that can connect the Contractor with eligible TPG trainees, the Contractor may contact: HCCTP TPG Program Coordinator, Office of Business and Workforce Diversity (IDOT OBWD), Room 319, Illinois Department of Transportation, 2300 S. Dirksen Parkway, Springfield, Illinois 62764. Prior to commencing construction with the utilization of a TPG trainee, the Contractor must submit documentation to the IDOT District EEO Officer for the Contract that provides the names and contact information of the TPG trainee(s) to be trained in each selected work classification, proof that that the TPG trainee(s) has successfully completed a Pre-Apprenticeship Training Program, proof that the TPG is in an Apprenticeship Training Program approved by the U.S. Department of Labor Bureau of Apprenticeship Training, and the start date for training in each of the applicable work classifications.

To receive payment, the Contractor must provide training opportunities aimed at developing a full journey worker in the type of trade or job classification involved. During the course of performance of the Contract, the Contractor may seek approval from the IDOT District EEO Officer to employ additional eligible TPG trainees. In the event the Contractor subcontracts a portion of the contracted work, it must determine how many, if any, of the TPGs will be trained by the subcontractor. Though a subcontractor may conduct training, the Contractor retains the responsibility for meeting all requirements imposed by this Special Provision. The Contractor must also include this Special Provision in any subcontract where payment for contracted work performed by a TPG trainee will be passed on to a subcontractor.

Training through the Program is intended to move TPGs toward journeyman status, which is the primary objective of this Special Provision. Accordingly, the Contractor must make every effort to enroll TPG trainees by recruitment through the Program participant educational institutions to the extent eligible TPGs are available within a reasonable geographic area of the project. The Contractor is responsible for demonstrating, through documentation, the recruitment efforts it has undertaken prior to the determination by IDOT whether the Contractor is in compliance with this Special Provision, and therefore, entitled to the Training Program Graduate reimbursement of \$15.00 per hour.

Notwithstanding the on-the-job training requirement of this TPG Special Provision, some minimal off-site training is permissible as long as the offsite training is an integral part of the work of the contract, and does not compromise or conflict with the required on-site training that is central to the purpose of the Program. No individual may be employed as a TPG trainee in any work classification in which he/she has previously successfully completed a training program leading to journeyman status in any trade, or in which he/she has worked at a

journeyman level or higher.



Route FAU 2514, FAU 3792, FAU 2507	Marked Route Collins, Minkler, and Grove Road	Section Number 19-00154-00-FP
Project Number YJBY239	County Kendall	Contract Number

This plan has been prepared to comply with the provisions of the National Pollutant Discharge Elimination System (NPDES) Permit No. ILR10 (Permit ILR10), issued by the Illinois Environmental Protection Agency (IEPA) for storm water discharges from construction site activities.

I certify under penalty of law that this document and all attachments were prepared under my direction or supervision in accordance with a system designed to assure that qualified personnel properly gathered and evaluated the information submitted. Based on my inquiry of the person or persons who manage the system, or those persons directly responsible for gathering the information, the information submitted is, to the best of my knowledge and belief, true, accurate and complete. I am aware that there are significant penalties for submitting false information, including the possibility of fine and imprisonment for knowing violations.

Signature 	Date 10-26-22
--	------------------

Print Name Fran Klass, P.E	Title County Engineer	Agency Kendall County Highway Depart.
-------------------------------	--------------------------	--

Note: Guidance on preparing each section of BDE 2342 can be found in Chapter 41 of the IDOT Bureau of Design and Environment (BDE) Manual. Chapter 41 and this form also reference the IDOT Drainage Manual which should be readily available.

I. Site Description:

A. Provide a description of the project location; include latitude and longitude, section, town, and range:

The project is located approximately 430 feet south of IL-71 on Minkler Road extending 0.98 miles south within Oswego Village and Kendall County, Illinois. It also extends to the intersection of Collins Road and Grove Road in Oswego, Illinois. The total length of the project is 2.96 miles.
Latitude 41.65807 N, Longitude -88.36382W.
T37N, R8E, Sections 29 and 30.
T37N, R7E, Sections 24 and 25.

B. Provide a description of the construction activity which is the subject of this plan. Include the number of construction stages, drainage improvements, in-stream work, installation, maintenance, removal of erosion measures, and permanent stabilization:

The project consists of the extension of Collins Road from Grove Road to Minkler Road. Collins Road will intersect the existing Grove Road to Minkler Road with roundabout intersections. The project also consist of the resurfacing and the widening along Minkler Road, and portion of Grove Road will also be improved. Drainage accommodations will be via a combination of pipe culverts and new ditches with landscaping.

C. Provide the estimated duration of this project:

Estimated start Spring 20__ substantially complete Fall 20__.

D. The total area of the construction site is estimated to be 43.0 acres.

The total area of the site estimated to be disturbed by excavation, grading or other activities is 41.9 acres.

E. The following are weighted averages of the runoff coefficient for this project before and after construction activities are completed; see Section 4-102 of the IDOT Drainage Manual:

The calculated weighted average of the runoff coefficient for this project prior to construction activities is 0.39 and after construction activities is 0.56.

F. List all soils found within project boundaries; include map unit name, slope information, and erosivity:

149A Brenton Silt Loam, 0-2% Slopes, K = 0.32
369A Waupecan Silt Loam, 0-2% Slopes, K = 0.32
318C2 Lorenzo Loam, 4-6% Slopes, K = 0.28
325B Dresden Silt Loam, 2-4% Slopes, K = 0.37
325A Dresden Silt Loam, 0-2% Slopes, K = 0.32
148A Proctor Silt Loam, 0-2% Slopes, K = 0.32
148B Proctor Silt Loam, 2-5% Slopes, K = 0.32
152A Drummer Silty Clay Loam, 0-2% Slopes, K = 0.24
327C2 Fox Silt Loam, 4-6% Slopes, K = 0.43
369A Waupecan Silt Loam, 0-2% Slopes, K = 0.37
442A Mundelein Silt Loam, 0-2% Slopes, K = 0.28
330A Peotone Silty Clay Loam, 0-2% Slopes, K = 0.24
443B Barrington Silt Loam, 2-4% Slopes, K = 0.28
443A Barrington Silt Loam, 0-2% Slopes, K = 0.28

G. If wetlands were delineated for this project, provide an extent of wetland acreage at the site; see Phase I report:

The aerial extent of wetlands impacted within the proposed limits of this project is 0.48 acres

H. Provide a description of potentially erosive areas associated with this project:

Storm sewer outfalls, proposed box culverts conveying Morgan Creek, detention basin outfall, slopes in excess of 1V:3H on Minkler Road, and roadside ditches.

I. The following is a description of soil disturbing activities by stages, their locations, and their erosive factors (e.g., steepness of slopes, length of slopes, etc.):

All permanent storm water control measures and runoff control measures required to keep offsite runoff from flowing over the construction area shall be installed before clearing and stripping of the site proceeds. Prior to proceeding with the general earthwork on this project, the Contractor shall obtain approval of their proposed earthwork and stabilization schedule.

J. See the erosion control plans and/or drainage plans for this contract for information regarding drainage patterns, approximate slopes anticipated before and after major grading activities, locations where vehicles enter or exit the site and controls to prevent offsite sediment tracking (to be added after contractor identifies locations), areas of soil disturbance, the location of major structural and non-structural controls identified in the plan, the location of areas where stabilization practices are expected to occur, surface waters (including wetlands), and locations where storm water is discharged to surface water including wetlands.

K. Identify who owns the drainage system (municipality or agency) this project will drain into:

Kendall County
Village of Oswego

L. The following is a list of General NPDES ILR40 permittees within whose reporting jurisdiction this project is located:

Kendall County and Village of Oswego.

M. The following is a list of receiving water(s) and the ultimate receiving water(s) for this site. In addition, include receiving waters that are listed as Biologically Significant Streams by the Illinois Department of Natural Resources (IDNR). The location of the receiving waters can be found on the erosion and sediment control plans:

The receiving waters for the project site is Morgan Creek. The ultimate receiving waters is the Fox River. Morgan Creek is not listed as a Biologically Significant Stream by the Illinois Department of Natural Resources.

N. Describe areas of the site that are to be protected or remain undisturbed. These areas may include steep slopes (i.e., 1:3 or steeper), highly erodible soils, streams, stream buffers, specimen trees, natural vegetation, nature preserves, etc. Include any commitments or requirements to protect adjacent wetlands.

For any storm water discharges from construction activities within 50-feet of Waters of the U.S. (except for activities for water-dependent structures authorized by a Section 404 permit, describe: a) How a 50-foot undisturbed natural buffer will be provided between the construction activity and the Waters of the U.S. or b) How additional erosion and sediment controls will be provided within that area.

Any areas within the defined project location but outside the construction limits shall remain undisturbed. This includes steep slope, wetlands, and all natural vegetation.

O. Per the Phase I document, the following sensitive environmental resources are associated with this project and may have the potential to be impacted by the proposed development. Further guidance on these resources is available in Section 41-4 of the BDE Manual.

303(d) Listed receiving waters for suspended solids, turbidity, or siltation.
The name(s) of the listed water body, and identification of all pollutants causing impairment:

Provide a description of how erosion and sediment control practices will prevent a discharge of sediment resulting from a storm event equal to or greater than a twenty-five (25) year, twenty-four (24) hour rainfall event:

Erosion control seeding and blanket prevent the accumulation of sediment from the site, while temporary perimeter erosion barrier prevents the migration of any sediment from the site.

Provide a description of the location(s) of direct discharge from the project site to the 303(d) water body:

Provide a description of the location(s) of any dewatering discharges to the MS4 and/or water body:

Applicable Federal, Tribal, State, or Local Programs

Floodplain

Historic Preservation

Receiving waters with Total Maximum Daily Load (TMDL) for sediment, total suspended solids, turbidity or siltation
TMDL (fill out this section if checked above)

The name(s) of the listed water body:

Provide a description of the erosion and sediment control strategy that will be incorporated into the site design that is consistent with the assumptions and requirements of the TMDL:

If a specific numeric waste load allocation has been established that would apply to the project's discharges, provide a description of the necessary steps to meet that allocation:

Threatened and Endangered Species/Illinois Natural Areas (INAI)/Nature Preserves

Other

Wetland

Wetland impacts have been mitigated.

P. The following pollutants of concern will be associated with this construction project:

- | | |
|--|---|
| <input checked="" type="checkbox"/> Antifreeze / Coolants | <input checked="" type="checkbox"/> Solid Waste Debris |
| <input checked="" type="checkbox"/> Concrete | <input type="checkbox"/> Solvents |
| <input checked="" type="checkbox"/> Concrete Curing Compounds | <input checked="" type="checkbox"/> Waste water from cleaning construction equipments |
| <input checked="" type="checkbox"/> Concrete Truck Waste | <input type="checkbox"/> Other (Specify) _____ |
| <input checked="" type="checkbox"/> Fertilizers / Pesticides | <input type="checkbox"/> Other (Specify) _____ |
| <input type="checkbox"/> Paints | <input type="checkbox"/> Other (Specify) _____ |
| <input checked="" type="checkbox"/> Petroleum (gas, diesel, oil, kerosene, hydraulic oil / fluids) | <input type="checkbox"/> Other (Specify) _____ |
| <input checked="" type="checkbox"/> Soil Sediment | <input type="checkbox"/> Other (Specify) _____ |

II. Controls:

This section of the plan addresses the controls that will be implemented for each of the major construction activities described in Section I.C above and for all use areas, borrow sites, and waste sites. For each measure discussed, the Contractor will be responsible for its implementation as indicated. The Contractor shall provide to the Resident Engineer a plan for the implementation of the measures indicated. The Contractor, and subcontractors, will notify the Resident Engineer of any proposed changes, maintenance, or modifications to keep construction activities compliant with the Permit ILR10. Each such Contractor has signed the required certification on forms which are attached to, and are a part of, this plan:

A. **Erosion and Sediment Controls:** At a minimum, controls must be coordinated, installed and maintained to:

1. Minimize the amount of soil exposed during construction activity;
2. Minimize the disturbance of steep slopes;
3. Maintain natural buffers around surface waters, direct storm water to vegetated areas to increase sediment removal and maximize storm water infiltration, unless infeasible;
4. Minimize soil compaction and, unless infeasible, preserve topsoil.

B. **Stabilization Practices:** Provided below is a description of interim and permanent stabilization practices, including site- specific scheduling of the implementation of the practices. Site plans will ensure that existing vegetation is preserved where attainable and disturbed portions of the site will be stabilized. Stabilization practices may include but are not limited to: temporary seeding, permanent seeding, mulching, geotextiles, sodding, vegetative buffer strips, protection of trees, preservation of mature vegetation, and other appropriate measures. Except as provided below in II.B.1 and II.B.2, stabilization measures shall be initiated **immediately** where construction activities have temporarily or permanently ceased, but in no case more than **one (1) day** after the construction activity in that portion of the site has temporarily or permanently ceases on all disturbed portions of the site where construction will not occur for a period of fourteen (14) or more calendar days.

1. Where the initiation of stabilization measures is precluded by snow cover, stabilization measures shall be initiated as soon as practicable.
2. On areas where construction activity has temporarily ceased and will resume after fourteen (14) days, a temporary stabilization method can be used.

The following stabilization practices will be used for this project:

- | | |
|--|---|
| <input checked="" type="checkbox"/> Erosion Control Blanket / Mulching | <input type="checkbox"/> Temporary Turf (Seeding, Class 7) |
| <input type="checkbox"/> Geotextiles | <input type="checkbox"/> Temporary Mulching |
| <input checked="" type="checkbox"/> Permanent Seeding | <input checked="" type="checkbox"/> Vegetated Buffer Strips |
| <input type="checkbox"/> Preservation of Mature Seeding | <input checked="" type="checkbox"/> Other (Specify) <u>Turf Reinforcement Mat</u> |
| <input type="checkbox"/> Protection of Trees | <input checked="" type="checkbox"/> Other (Specify) <u>Dust Control Watering</u> |
| <input type="checkbox"/> Sodding | <input type="checkbox"/> Other (Specify) _____ |
| <input checked="" type="checkbox"/> Temporary Erosion Control Seeding | <input type="checkbox"/> Other (Specify) _____ |

Describe how the stabilization practices listed above will be utilized during construction:

Erosion Control Blanket will be placed as soon as the topsoil is placed on the final grade in the location indicated in the Erosion Control Plans.

Permanent Seedings, of the class shown in the plans, will be applied as soon as feasible per IDOT Standard Specifications.

Temporary Erosion Control Seeding shall be applied in accordance with the current version of the NPDES ILRID permit to exposed soil surfaces.

Vegetated Buffer Strip, areas outside the grading limits of the proposed improvements and all areas of the existing and proposed right-of-way shall be protected and remain undisturbed.

Turf Reinforcement Mat shall be placed the same day as seed placement. Prior to placing the TRM, the areas to be covered shall be relatively free of rocks or clods over 1 1/2 in. (40 mm) in diameter, and sticks or other foreign material.

Dust Control Watering, contractor shall control dust by means such as application of water to exposed surfaces per IDOT Standard Specifications.

Describe how the stabilization practices listed above will be utilized after construction activities have been completed:

1. Erosion Control Blanket / Mulching: Erosion control blanket will aid in vegetation germination and establishment. Implementation of erosion control blanket will not be used after vegetation is established.

2. Permanent Seeding: At the conclusion of construction activities, permanent seed will grow into permanent vegetation and aid in soil stabilization long term for the site.

C. **Structural Practices:** Provided below is a description of structural practices that will be implemented, to the degree attainable, to divert flows from exposed soils, store flows or otherwise limit runoff and the discharge of pollutants from exposed areas of the site. Such practices may include but are not limited to: perimeter erosion barrier, earth dikes, drainage swales, sediment traps, ditch checks, subsurface drains, pipe slope drains, level spreaders, storm drain inlet protection, rock outlet protection, reinforced soil retaining systems, gabions, and temporary or permanent sediment basins. The installation of these devices may be subject to Section 404 of the Clean Water Act.

- | | | |
|--|---|------------------------|
| <input type="checkbox"/> Aggregate Ditch | <input checked="" type="checkbox"/> Stabilized Construction Exits | |
| <input type="checkbox"/> Concrete Revetment Mats | <input type="checkbox"/> Stabilized Trench Flow | |
| <input type="checkbox"/> Dust Suppression | <input type="checkbox"/> Slope Mattress | |
| <input checked="" type="checkbox"/> Dewatering Filtering | <input type="checkbox"/> Slope Walls | |
| <input type="checkbox"/> Gabions | <input checked="" type="checkbox"/> Temporary Ditch Check | |
| <input checked="" type="checkbox"/> In-Stream or Wetland Work | <input type="checkbox"/> Temporary Pipe Slope Drain | |
| <input type="checkbox"/> Level Spreaders | <input type="checkbox"/> Temporary Sediment Basin | |
| <input type="checkbox"/> Paved Ditch | <input type="checkbox"/> Temporary Stream Crossing | |
| <input type="checkbox"/> Permanent Check Dams | <input type="checkbox"/> Turf Reinforcement Mats | |
| <input checked="" type="checkbox"/> Perimeter Erosion Barrier | <input checked="" type="checkbox"/> Other (Specify) | Permanent Ditch Checks |
| <input type="checkbox"/> Permanent Sediment Basin | <input type="checkbox"/> Other (Specify) | _____ |
| <input type="checkbox"/> Retaining Walls | <input type="checkbox"/> Other (Specify) | _____ |
| <input checked="" type="checkbox"/> Riprap | <input type="checkbox"/> Other (Specify) | _____ |
| <input checked="" type="checkbox"/> Rock Outlet Protection | <input type="checkbox"/> Other (Specify) | _____ |
| <input type="checkbox"/> Sediment Trap | <input type="checkbox"/> Other (Specify) | _____ |
| <input checked="" type="checkbox"/> Storm Drain Inlet Protection | <input type="checkbox"/> Other (Specify) | _____ |

Describe how the structural practices listed above will be utilized during construction:

1. Dewatering Filtering: Any dewatering necessary will be done utilizing sump pits and filtered through silt bags.

2. In-Stream or Wetland Work: In-stream work will occur within silt curtains, cofferdams, or a combination thereof.
3. Perimeter Erosion Barrier: Perimeter erosion barrier / silt fence will be placed to prevent sediment loss from the site by sheet flow. Silt fence will be placed at the perimeter of soil disturbances where there is potential for runoff exiting the site, adjacent to waterways, wetlands, and around soil stockpiles. Silt fence shall be maintained until final stabilization has occurred. Temporary fence will be used in conjunction with the silt fence to delineate the construction limits of the project.
4. Riprap: Riprap is planned at the up and down stream limits of the Morgan Creek box culvert to stabilize the stream bed. Riprap has been sized for the stream velocity.
7. Rock Outlet Protection: Riprap will be placed at storm sewer outfalls to reduce water velocity and scour during and post construction. Riprap for storm sewer has been sized for greater than the pipe velocity or stream velocity.
8. Storm Drain Inlet Protection. Protection will be provided by a combination of drop-in inlet filters for structures in pavement and surrounding with silt fence for structures in the turf.
9. Stabilized Construction Entrances: The contractor will utilize stabilized construction entrances as shown in the plans or as directed by the Engineer. Additionally, in accordance with Article 107.15 of the Standard Specifications, the Contractor shall clean the pavement of all dirt and debris at the conclusion of each day.
10. Temporary Ditch Checks: Temporary ditch checks will be placed along the drainage swales and ditches as shown in the plans or as directed by the Engineer for erosion protection and sediment.
11. Permanent Ditch Checks: Permanent ditch checks will be placed at select ditch and drainage outfall locations as shown on the plans and as directed by the engineer for storm water detention post construction.

Describe how the structural practices listed above will be utilized after construction activities have been completed:

Temporary features will be removed following stabilization of disturbed areas. Riprap, revetment mat, retaining walls, and permanent ditch checks will remain in place.

D. Treatment Chemicals

Will polymer flocculants or treatment chemicals be utilized on this project: Yes No

If yes above, identify where and how polymer flocculants or treatment chemicals will be utilized on this project.

E. Permanent (i.e., Post-Construction) Storm Water Management Controls: Provided below is a description of measures that will be installed during the construction process to control volume and pollutants in storm water discharges that will occur after construction operations have been completed. The installation of these devices may be subject to Section 404 of the Clean Water Act.

1. Such practices may include but are not limited to: storm water detention structures (including wet ponds), storm water retention structures, flow attenuation by use of open vegetated swales and natural depressions, infiltration of runoff on site, and sequential systems (which combine several practices).

The practices selected for implementation were determined based on the technical guidance in Chapter 41 (Construction Site Storm Water Pollution Control) of the IDOT BDE Manual. If practices other than those discussed in Chapter 41 are selected for implementation or if practices are applied to situations different from those covered in Chapter 41, the technical basis for such decisions will be explained below.

2. Velocity dissipation devices will be placed at discharge locations and along the length of any outfall channel as necessary to provide a non-erosive velocity flow from the structure to a water course so that the natural physical and biological characteristics and functions are maintained and protected (e.g., maintenance of hydrologic conditions such as the hydroperiod and hydrodynamics present prior to the initiation of construction activities).

Description of permanent storm water management controls:

Outlet protection in the form of riprap is proposed at all storm sewer outfalls. Permanent earthen ditch checks are proposed at select ditch and drainage outfall locations.

F. Approved State or Local Laws: The management practices, controls and provisions contained in this plan will be in accordance with IDOT specifications, which are at least as protective as the requirements contained in the IEPA's Illinois Urban Manual. Procedures and requirements specified in applicable sediment and erosion site plans or storm water management plans approved by local officials shall be described or incorporated by reference in the space provided below. Requirements specified in sediment and erosion site plans, site permits, storm water management site plans or site permits approved by local officials that are applicable to protecting surface water resources are, upon submittal of an NOI, to be authorized to discharge under the Permit ILR10 incorporated by reference and are enforceable under this permit even if they are not specifically included in the plan.
Description of procedures and requirements specified in applicable sediment and erosion site plans or storm water management plans approved by local officials:

Kendall County soil and Water Conservation District, Kendall County, Village of Oswego, Illinois Department of Transportation.

G. Contractor Required Submittals: Prior to conducting any professional services at the site covered by this plan, the Contractor and each subcontractor responsible for compliance with the permit shall submit to the Resident Engineer a Contractor Certification Statement, BDE 2342A.

1. The Contractor shall provide a construction schedule containing an adequate level of detail to show major activities with implementation of pollution prevention BMPs, including the following items:
 - Approximate duration of the project, including each stage of the project
 - Rainy season, dry season, and winter shutdown dates
 - Temporary stabilization measures to be employed by contract phases
 - Mobilization time-frame
 - Mass clearing and grubbing/roadside clearing dates
 - Deployment of Erosion Control Practices
 - Deployment of Sediment Control Practices (including stabilized cons

 - Deployment of Construction Site Management Practices (including concrete washout facilities, chemical storage, refueling locations, etc.)
 - Paving, saw-cutting, and any other pavement related operations
 - Major planned stockpiling operation
 - Time frame for other significant long-term operations or activities that may plan non-storm water discharges as dewatering, grinding, etc
 - Permanent stabilization activities for each area of the project
2. During the pre-construction meeting, the Contractor and each subcontractor shall provide, as an attachment to their signed Contractor Certification Statement, a discussion of how they will comply with the requirements of the permit in regard to the following items and provide a graphical representation showing location and type of BMPs to be used when applicable:
 - Temporary Ditch Checks - Identify what type and the source of Temporary Ditch Checks that will be installed as part of the project. The installation details will then be included with the SWPPP.
 - Vehicle Entrances and Exits - Identify type and location of stabilized construction entrances and exits to be used and how they will be maintained.
 - Material Delivery, Storage and Use - Discuss where and how materials including chemicals, concrete curing compounds, petroleum products, etc. will be stored for this project.
 - Stockpile Management - Identify the location of both on-site and off-site stockpiles. Discuss what BMPs will be used to prevent pollution of storm water from stockpiles.
 - Waste Disposal - Discuss methods of waste disposal that will be used for this project.
 - Spill Prevention and Control - Discuss steps that will be taken in the event of a material spill (chemicals, concrete curing compounds, petroleum, etc.)
 - Concrete Residuals and Washout Wastes - Discuss the location and type of concrete washout facilities to be used on this project and how they will be signed and maintained.
 - Litter Management - Discuss how litter will be maintained for this project (education of employees, number of dumpsters, frequency of dumpster pick-up, etc.).
 - Vehicle and Equipment Fueling - Identify equipment fueling locations for this project and what BMPs will be used to ensure containment and spill prevention.
 - Vehicle and Equipment Cleaning and Maintenance - Identify where equipment cleaning and maintenance locations for this project and what BMPs will be used to ensure containment and spill prevention.
 - Dewatering Activities - Identify the controls which will be used during dewatering operations to ensure sediments will not leave the construction site.
 - Polymer Flocculants and Treatment Chemicals - Identify the use and dosage of treatment chemicals and provide the Resident Engineer with Material Safety Data Sheets. Describe procedures on how the chemicals will be used and

identify who will be responsible for the use and application of these chemicals. The selected individual must be trained on the established procedures.

Additional measures indicated in the plan.

III. Maintenance:

When requested by the Contractor, the Resident Engineer will provide general maintenance guides (e.g., IDOT Erosion and Sediment Control Field Guide) to the Contractor for the practices associated with this project. Describe how all items will be checked for structural integrity, sediment accumulation and functionality. Any damage or undermining shall be repaired immediately. Provide specifics on how repairs will be made. The following additional procedures will be used to maintain, in good and effective operating conditions, the vegetation, erosion and sediment control measures and other protective measures identified in this plan. It will be the Contractor's responsibility to attain maintenance guidelines for any manufactured BMPs which are to be installed and maintained per manufacture's specifications.

1. Perimeter Erosion Barrier: Maintain and repair tears, gaps, and undermining. Replace all broken or misplaced stakes. Accumulation of sediment shall be removed when it has reached 1/3 of the height of the fence or when the integrity is jeopardized. Material knocked down shall be repaired immediately.
2. Ditch Checks: Sediment accumulation shall be removed when it has reached 50% of the height of the structure or as recommended by the manufacturer, whichever is less.
3. Erosion Control Blanket: Maintain and repair damage due to water, soil displacement, and improper installation.
4. Silt Baskets (drop in inlet Protection) Sediment accumulation shall be removed when it has reached 50% of the capacity or as recommended by the manufacture, whichever is less.

IV. Inspections:

Qualified personnel shall inspect disturbed areas of the construction site including Borrow, Waste, and Use Areas, which have not yet been finally stabilized, structural control measures, and locations where vehicles and equipment enter and exit the site using IDOT Storm Water Pollution Prevention Plan Erosion Control Inspection Report, BC 2259. Such inspections shall be conducted at least once every seven (7) calendar days and within twenty-four (24) hours of the end of a storm or by the end of the following business or work day that is 0.5 inch or greater or equivalent snowfall.

Inspections may be reduced to once per month when construction activities have ceased due to frozen conditions. Weekly inspections will recommence when construction activities are conducted, or if there is 0.5" or greater rain event, or a discharge due to snowmelt occurs.

If any violation of the provisions of this plan is identified during the conduct of the construction work covered by this plan, the Resident Engineer shall notify the appropriate IEPA Field Operations Section office by email at: epa.swnoncomp@illinois.gov, telephone or fax within twenty-four (24) hours of the incident. The Resident Engineer shall then complete and submit an "Incidence of Non-Compliance" (ION) report for the identified violation within five (5) days of the incident. The Resident Engineer shall use forms provided by IEPA and shall include specific information on the cause of noncompliance, actions which were taken to prevent any further causes of noncompliance, and a statement detailing any environmental impact which may have resulted from the noncompliance. All reports of non-compliance shall be signed by a responsible authority in accordance with Part VI. G of the Permit ILR10.

The Incidence of Non-Compliance shall be mailed to the following address:

Illinois Environmental Protection Agency
Division of Water Pollution Control
Attn: Compliance Assurance Section
1021 North Grand East
Post Office Box 19276
Springfield, Illinois 62794-9276

V. Failure to Comply:

Failure to comply with any provisions of this Storm Water Pollution Prevention Plan will result in the implementation of a National Pollutant Discharge Elimination System/Erosion and Sediment Control Deficiency Deduction against the Contractor and/or penalties under the Permit ILR10 which could be passed on to the Contractor.



Contractor Certification Statement

Print Form

Reset Form

Prior to conducting any professional services at the site covered by this contract, the Contractor and every subcontractor must complete and return to the Resident Engineer the following certification. A separate certification must be submitted by each firm. Attach to this certification all items required by Section II.G of the Storm Water Pollution Prevention Plan (SWPPP) which will be handled by the Contractor/subcontractor completing this form.

Route FAU 2514, FAU 3792, FAU 2507	Marked Route Collins, Minkler, and Grove Road	Section Number 19-00154-00-FP
Project Number YJBY239	County Kendall	Contract Number 87800

This certification statement is a part of SWPPP for the project described above, in accordance with the General NPDES Permit No. ILR10 issued by the Illinois Environmental Protection Agency.

I certify under penalty of law that I understand the terms of the Permit No. ILR 10 that authorizes the storm water discharges associated with industrial activity from the construction site identified as part of this certification.

Additionally, I have read and understand all of the information and requirements stated in SWPPP for the above mentioned project; I have received copies of all appropriate maintenance procedures; and, I have provided all documentation required to be in compliance with the Permit ILR10 and SWPPP and will provide timely updates to these documents as necessary.

- Contractor
- Sub-Contractor

Signature 	Date 		
Print Name 	Title 		
Name of Firm 	Phone 		
Street Address 	City 	State 	Zip Code

Items which this Contractor/subcontractor will be responsible for as required in Section II.G. of SWPPP



Illinois Environmental Protection Agency

1021 North Grand Avenue East • P.O. Box 19276 • Springfield • Illinois • 62794-9276 • (217) 782-3397

Division of Water Pollution Control Notice of Intent (NOI) for General Permit to Discharge Storm Water Associated with Construction Site Activities

This fillable form may be completed online, a copy saved locally, printed and signed before it is submitted to the Permit Section at the above address.

For Office Use Only

OWNER INFORMATION

Permit No. ILR10 _____

Company/Owner Name: Kendall County Highway Department

Mailing Address: 6780 Route 47

Phone: 630-553-7616

City: Yorkville State: IL Zip: 60560

Fax: 630-553-9583

Contact Person: Mr. Francis C. Klaas, P.E. - County Engineer E-mail: fklaas@co.kendall.il.us

Owner Type (select one) County

MS4 Community: Yes No

CONTRACTOR INFORMATION

Contractor Name: _____

Mailing Address: _____ Phone: _____

City: _____ State: _____ Zip: _____ Fax: _____

CONSTRUCTION SITE INFORMATION

Select One: New Change of information for: ILR10 _____

Project Name: Collins Road Extension County: Kendall

Street Address: Grove Road to Minkler Road City: Yorkville IL Zip: 60560

Latitude: 41 39 25N Longitude: 88 20 48W 29 & 30 37N 8E
(Deg) (Min) (Sec) (Deg) (Min) (Sec) Section Township Range

Approximate Construction Start Date Jan 1, 2023 Approximate Construction End Date Jun 30, 2025

Total size of construction site in acres: 57

If less than 1 acre, is the site part of a larger common plan of development?
 Yes No

Fee Schedule for Construction Sites: Less than 5 acres - \$250 5 or more acres - \$750
--

STORM WATER POLLUTION PREVENTION PLAN (SWPPP)

Has the SWPPP been submitted to the Agency? Yes No

(Submit SWPPP electronically to: epa.constilr10swppp@illinois.gov)

Location of SWPPP for viewing: Address: 6780 Route 47 City: Yorkville

SWPPP contact information: Inspector qualifications: _____

Contact Name: Mr. Francis C. Klaas, P.E. - County Engineer P.E. _____

Phone: 630-553-7616 Fax: 630-553-9583 E-mail: fklaas@co.kendall.il.us

Project inspector, if different from above Inspector qualifications: _____

Inspector's Name: _____

Phone: _____ Fax: _____ E-mail: _____

This Agency is authorized to require this information under Section 4 and Title X of the Environmental Protection Act (415 ILCS 5/4, 5/39). Failure to disclose this information may result in: a civil penalty of not to exceed \$50,000 for the violation and an additional civil penalty of not to exceed \$10,000 for each day during which the violation continues (415 ILCS 5/42) and may also prevent this form from being processed and could result in your application being denied. This form has been approved by the Forms Management Center.

TYPE OF CONSTRUCTION (select one)

Construction Type Transportation

SIC Code: _____

Type a detailed description of the project:

The project includes the extension of Collins Road, from Grove Road to Minkler Road (east of IL 71). The work to be performed under this contract consists of pavement removal, earth excavation, HMA pavement/shoulders, culvert construction, erosion and sediment control, traffic control and protection, street lighting, and landscaping. Drainage will be provided via ditches, culverts and storm sewer.

HISTORIC PRESERVATION AND ENDANGERED SPECIES COMPLIANCE

Has the project been submitted to the following state agencies to satisfy applicable requirements for compliance with Illinois law on:

Historic Preservation Agency Yes No

Endangered Species Yes No

RECEIVING WATER INFORMATION

Does your storm water discharge directly to: Waters of the State or Storm Sewer

Owner of storm sewer system: N/A

Name of closest receiving water body to which you discharge: Morgan Creek

Mail completed form to: Illinois Environmental Protection Agency
Division of Water Pollution Control
Attn: Permit Section
Post Office Box 19276
Springfield, Illinois 62794-9276
or call (217) 782-0610
FAX: (217) 782-9891

Or submit electronically to: epa.constilr10swppp@illinois.gov

I certify under penalty of law that this document and all attachments were prepared under my direction and supervision in accordance with a system designed to assure that qualified personnel properly gather and evaluate the information submitted. Based on my inquiry of the person or persons who manage this system, or those persons directly responsible for gathering the information, the information submitted is, to the best of my knowledge and belief, true, accurate, and complete. I am aware that there are significant penalties for submitting false information, including the possibility of fine and imprisonment. In addition, I certify that the provisions of the permit, including the development and implementation of a storm water pollution prevention plan and a monitoring program plan, will be complied with.

Any person who knowingly makes a false, fictitious, or fraudulent material statement, orally or in writing, to the Illinois EPA commits a Class 4 felony. A second or subsequent offense after conviction is a Class 3 felony. (415 ILCS 5/44(h))

Owner Signature:

Date:

Francis C. Klaas, P.E.

County Engineer

Printed Name:

Title:

INSTRUCTIONS FOR COMPLETION OF CONSTRUCTION ACTIVITY NOTICE OF INTENT (NOI) FORM

Submit original, electronic or facsimile copies. Facsimile and/or electronic copies should be followed-up with submission of an original signature copy as soon as possible. Please write "copy" under the "For Office Use Only" box in the upper right hand corner of the first page.

This fillable form may be completed online, a copy saved locally, printed and signed before it is submitted to the Permit Section at:

Illinois Environmental Protection Agency
Division of Water Pollution Control
Permit Section
Post Office Box 19276
Springfield, Illinois 62794-9276
or call (217) 782-0610

FAX: (217) 782-9891

Or submit electronically to: epa.constilr10swppp@illinois.gov

Reports must be typed or printed legibly and signed.

Any facility that is not presently covered by the General NPDES Permit for Storm Water Discharges From Construction Site Activities is considered a new facility.

If this is a change in your facility information, renewal, etc., please fill in your permit number on the appropriate line, changes of information or permit renewal notifications do not require a fee.

NOTE: FACILITY LOCATION IS NOT NECESSARILY THE FACILITY MAILING ADDRESS, BUT SHOULD DESCRIBE WHERE THE FACILITY IS LOCATED.

Use the formats given in the following examples for correct form completion.

	Example	Format
Section	12	1 or 2 numerical digits
Township	12N	1 or 2 numerical digits followed by "N" or "S"
Range	12W	1 or 2 numerical digits followed by "E" or "W"


For the Name of Closest Receiving Waters, do not use terms such as ditch or channel. For unnamed tributaries, use terms which include at least a named main tributary such as "Unnamed Tributary to Sugar Creek to Sangamon River."

Submission of initial fee and an electronic submission of Storm Water Pollution Prevention Plan (SWPPP) for Initial Permit prior to the Notice of Intent being considered complete for coverage by the ILR10 General Permits. Please make checks payable to: Illinois EPA at the above address.

Construction sites with less than 5 acres of land disturbance - fee is \$250.

Construction sites with 5 or more acres of land disturbance - fee is \$750.

SWPPP should be submitted electronically to: epa.constilr10swppp@illinois.gov. When submitting electronically, use Project Name and City as indicated on NOI form.



Illinois Department of Natural Resources

One Natural Resources Way Springfield, Illinois 62702-1271
www.dnr.illinois.gov

JB Pritzker, Governor
Colleen Callahan, Director

August 11, 2021

SUBJECT: Permit No. DS2019020 – Approval of Revised Plans
Culvert
Morgan Creek
Kendall County

Kendall County Highway Department
Attn: Francis Klass
6780 Illinois Route 47
Yorkville, IL 60560

Dear Mr. Klass:

In accordance with an email from HR Green dated April 23, 2021, revised plans for the work authorized by the subject permit are hereby approved.

The revised plans are entitled:

**GENERAL PLAN AND ELEVATION
COLLINS ROAD OVER MORGAN CREEK
SEC. 19-00154-00-FP
KENDALL COUNTY
STATION 285+45.79
S.N. 047-3182
(Sheet 1 of 1, dated 4/20/2021),**

The revised plans, which amend the previously approved plans, changes the stream crossing from a bridge to a double 12'x7' reinforced concrete box culvert. This approval is based on our determination that the proposed revision will present no new impacts to the storage or conveyance of Morgan Creek. Therefore, the project complies with the IDNR/OWR Part 3700 Floodway Construction administrative rules.

All other conditions of the permit remain in full force and effect. This authorization does not supersede any other federal, state or local authorizations that may be required for the revision.


Please feel free to contact Bill Milner at 217/524-1458 or by email at bill.milner@illinois.gov if you have any questions or comments concerning this approval.

Kendall County Highway Department
August 11, 2021
Page 2


RECOMMENDED:


William B. Milner Jr, Section Chief
Downstate Regulatory Program

APPROVAL RECOMMENDED:


Loren A. Wobig, Director
Office of Water Resources

APPROVED:


Colleen Callahan, Director
Department of Natural Resources

CC:LAW:WBM

cc: HR Green (Stephen Bicking)
USACE, Rock Island District (CEMVR-OD-P)
Kendall County Planning, Building & Zoning (Matt Asselmeier)

State of Illinois
Department of Transportation
Bureau of Local Roads and Streets

SPECIAL PROVISION
FOR
INSURANCE

Effective: February 1, 2007
Revised: August 1, 2007

All references to Sections or Articles in this specification shall be construed to mean specific Section or Article of the Standard Specifications for Road and Bridge Construction, adopted by the Department of Transportation.

The Contractor shall name the following entities as additional insured under the Contractor's general liability insurance policy in accordance with Article 107.27:

The entities listed above and their officers, employees, and agents shall be indemnified and held harmless in accordance with Article 107.26.

State of Illinois
DEPARTMENT OF TRANSPORTATION
Bureau of Local Roads & Streets
SPECIAL PROVISION
FOR
LOCAL QUALITY ASSURANCE/ QUALITY MANAGEMENT QC/QA
Effective: January 1, 2022

Replace the first five paragraphs of Article 1030.06 of the Standard Specifications with the following:

“1030.06 Quality Management Program. The Quality Management Program (QMP) will be Quality Control / Quality Assurance (QC/QA) according to the following.”

Delete Article 1030.06(d)(1) of the Standard Specifications.

Revise Article 1030.09(g)(3) of the Standard Specifications to read:

“(3) If core testing is the density verification method, the Contractor shall provide personnel and equipment to collect density verification cores for the Engineer. Core locations will be determined by the Engineer following the document “Hot-Mix Asphalt QC/QA Procedure for Determining Random Density Locations” at density verification intervals defined in Article 1030.09(b). After the Engineer identifies a density verification location and prior to opening to traffic, the Contractor shall cut a 4 in. (100 mm) diameter core. With the approval of the Engineer, the cores may be cut at a later time.”

Revise Article 1030.09(h)(2) of the Standard Specifications to read:

“(2) After final rolling and prior to paving subsequent lifts, the Engineer will identify the random density verification test locations. Cores or nuclear density gauge testing will be used for density verification. The method used for density verification will be as selected below.

Density Verification Method	
<input type="checkbox"/>	Cores
<input checked="" type="checkbox"/>	Nuclear Density Gauge (Correlated when paving \geq 3,000 tons per mixture)

Density verification test locations will be determined according to the document “Hot-Mix Asphalt QC/QA Procedure for Determining Random Density Locations”. The density testing interval for paving wider than or equal to 3 ft (1 m) will be 0.5 miles (800 m) for lift thicknesses of 3 in. (75 mm) or less and 0.2 miles (320 m) for lift thicknesses greater than 3 in. (75 mm). The density testing interval for paving less than 3 ft (1 m) wide will be 1 mile (1,600 m). If a day’s paving will be less than the prescribed density testing interval, the length of the day’s paving will be the interval for that day. The density testing interval for mixtures used for patching will be 50 patches with a minimum of one test per mixture per project.

If core testing is the density verification method, the Engineer will witness the Contractor coring, and secure and take possession of all density samples at the

density verification locations. The Engineer will test the cores collected by the Contractor for density according to Illinois Modified AASHTO T 166 or AASHTO T 275.

If nuclear density gauge testing is the density verification method, the Engineer will conduct nuclear density gauge tests. The Engineer will follow the density testing procedure detailed in the document "Illinois Modified ASTM D 2950, Standard Test Method for Density of Bituminous Concrete In-Place by Nuclear Method".

A density verification test will be the result of a single core or the average of the nuclear density tests at one location. The results of each density test must be within acceptable limits. The Engineer will promptly notify the Contractor of observed deficiencies."

Revise the seventh paragraph and all subsequent paragraphs in Section D. of the document "Hot-Mix Asphalt QC/QA Initial Daily Plant and Random Samples" to read:

"Mixtures shall be sampled from the truck at the plant by the Contractor following the same procedure used to collect QC mixture samples (Section A). This process will be witnessed by the Engineer who will take custody of the verification sample. Each sample bag with a verification mixture sample will be secured by the Engineer using a locking ID tag. Sample boxes containing the verification mixture sample will be sealed/taped by the Engineer using a security ID label."



REPLY TO
ATTENTION OF

DEPARTMENT OF THE ARMY
CORPS OF ENGINEERS, ROCK ISLAND DISTRICT
PO BOX 2004 CLOCK TOWER BUILDING
ROCK ISLAND, ILLINOIS 61204-2004

January 10, 2022

Regulatory Division

SUBJECT: CEMVR-RD-2021-1716

Fran Klaas
County Engineer
Kendall County Highway Department
6780 Route 47
Yorkville, Illinois 60560

Dear Mr. Klaas,

Our office has reviewed the application received December 20, 2021, concerning the proposed culvert maintenance on Morgan Creek and other unnamed wetlands located in Section 30, Township 37 North, Range 8 East, Kendall County, Illinois.

The project is covered under Nationwide Permits No. 14 as published in the enclosed Fact Sheet No. 8 (IL), provided you meet the permit conditions for the nationwide permits, which are included in the Fact Sheets. The Corps has also made a determination of no effect on federally threatened and endangered species or critical habitat. The Illinois Environmental Protection Agency (IEPA) has also issued Section 401 Water Quality Certification with conditions for this nationwide permit. Please note these additional conditions included in the Fact Sheet. The decision regarding this action is based on information found in the administrative record, which documents the District's decision-making process, the basis for the decision, and the final decision.

This verification is valid until March 18, 2022, unless the nationwide permit is modified, reissued, or revoked. It is your responsibility to remain informed of changes to the nationwide permit program. We will issue a public notice announcing any changes if and when they occur. Furthermore, if you commence or are under contract to commence this activity before the date the nationwide permit is modified or revoked, you will have twelve months from that date to complete your activity under the present terms and conditions of this nationwide permit. If the project plans change, you should contact our office for another determination.

This authorization does not eliminate the requirement that you must still acquire other applicable Federal, state, and local permits. If you have not already coordinated your project with the Illinois Department of Natural Resources – Offices of Water Resources, please contact them at 217/782-3863 to determine if a floodplain development permit is required for your project.

You may contact the IEPA Facility Evaluation Unit at 217/782-3362 to determine whether additional authorizations are required from the IEPA. Please send any electronic correspondence to Epa.401.docs@illinois.gov.


You are required to complete and return the enclosed "Completed Work Certification" form upon completion of your project in accordance with General Condition No. 30 of the nationwide permits.

The Rock Island District Regulatory Division is committed to providing quality and timely service to our customers. In an effort to improve customer service, please take a moment to go to our Customer Service Survey found on our website at:

http://corpsmapu.usace.army.mil/cm_apex/f?p=regulatory_survey (Be sure to select "Rock Island District" under the area entitled: Which Corps office did you deal with?)

Should you have any questions, please contact our Regulatory Division by letter, or telephone Ms. Samantha Chavez at 309/794-5104.

Sincerely,



Trevor E. Popkin
Chief, Eastern Branch
Regulatory Division

Copy Furnished:

(w/o enclosures)

Mr. William Milner, P.E.
Office of Water Resources
Illinois Dept. of Natural Resources
One Natural Resources Way
Springfield, Illinois 62701-1271
Bill.Milner@illinois.gov

Mr. Darin LeCrone, P.E.
Illinois Environmental Protection Agency
Div. of Water Pollution Control, Sect. 15
1021 N. Grand Avenue East
Post Office Box 19276
Springfield, Illinois 62794-9276
Darin.LeCrone@illinois.gov

COMPLETED WORK CERTIFICATION

Permit Number: CEMVR-RD-2021-1716

Name of Permittee: Kendall County

County/State: Kendall / Illinois

Date of Issuance: January 10, 2022

Upon completion of the activity authorized by this permit and any mitigation required by the permit, sign this certification and return it to the following address:

U.S. Army Engineer District, Rock Island
ATTN: Regulatory Division
Clock Tower Building
Post Office Box 2004
Rock Island, Illinois 61204-2004

Please note that your permitted activity is subject to a compliance inspection by a U.S. Army Corps of Engineers representative. If you fail to comply with this permit, you are subject to permit suspension, modification, or revocation.

I hereby certify that the work authorized by the above reference permit has been completed in accordance with the terms and conditions of the said permit, and required mitigation was completed in accordance with the permit conditions.

Signature of Permittee

Date

SC

AUTOMATED FLAGGER ASSISTANCE DEVICES (BDE)

Effective: January 1, 2008

Description. This work shall consist of furnishing and operating automated flagger assistance devices (AFADs) as part of the work zone traffic control and protection for two-lane highways where two-way traffic is maintained over one lane of pavement. Use of these devices shall be at the option of the Contractor.

Equipment. AFADs shall be according to the FHWA memorandum, "MUTCD - Revised Interim Approval for the use of Automated Flagger Assistance Devices in Temporary Traffic Control Zones (IA-4R)", dated January 28, 2005. The devices shall be mounted on a trailer or a moveable cart and shall meet the requirements of NCHRP 350, Category 4.

The AFAD shall be the Stop/Slow type. This device uses remotely controlled "STOP" and "SLOW" signs to alternately control right-of-way.

Signs for the AFAD shall be according to Article 701.03 of the Standard Specifications and the MUTCD. The signs shall be 24 x 24 in. (600 x 600 mm) having an octagon shaped "STOP" sign on one side and a diamond shaped "SLOW" sign on the opposite side. The letters on the signs shall be 8 in. (200 mm) high. If the "STOP" sign has louvers, the full sign face shall be visible at a distance of 50 ft (15 m) and greater.

The signs shall be supplemented with one of the following types of lights.

- (a) Flashing Lights. When flashing lights are used, white or red flashing lights shall be mounted within the "STOP" sign face and white or yellow flashing lights within the "SLOW" sign face.
- (b) Stop and Warning Beacons. When beacons are used, a stop beacon shall be mounted 24 in. (600 mm) or less above the "STOP" sign face and a warning beacon mounted 24 in. (600 mm) or less above, below, or to the side of the "SLOW" sign face. As an option, a Type B warning light may be used in lieu of the warning beacon.

A "WAIT ON STOP" sign shall be placed on the right hand side of the roadway at a point where drivers are expected to stop. The sign shall be 24 x 30 in. (600 x 750 mm) with a black legend and border on a white background. The letters shall be at least 6 in. (150 mm) high.

This device may include a gate arm or mast arm that descends to a horizontal position when the "STOP" sign is displayed and rises to a vertical position when the "SLOW" sign is displayed. When included, the end of the arm shall reach at least to the center of the lane being controlled. The arm shall have alternating red and white retroreflective stripes, on both sides, sloping downward at 45 degrees toward the side on which traffic will pass. The stripes shall be 6 in. (150 mm) in width and at least 2 in. (50 mm) in height.

Flagging Requirements. Flaggers and flagging requirements shall be according to Article 701.13 of the Standard Specifications and the following.

AFADs shall be placed at each end of the traffic control, where a flagger is shown on the plans. The flaggers shall be able to view the face of the AFAD and approaching traffic during operation.

To stop traffic, the "STOP" sign shall be displayed, the corresponding lights/beacon shall flash, and when included, the gate arm shall descend to a horizontal position. To permit traffic to move, the "SLOW" sign shall be displayed, the corresponding lights/beacon shall flash, and when included, the gate arm shall rise to a vertical position.

If used at night, the AFAD location shall be illuminated according to Section 701 of the Standard Specifications.

When not in use, AFADs will be considered nonoperating equipment and shall be stored according to Article 701.11 of the Standard Specifications.

Basis of Payment. This work will not be paid for separately but shall be considered as included in the cost of the various traffic control items included in the contract.

80192

BITUMINOUS MATERIALS COST ADJUSTMENTS (BDE)

Effective: November 2, 2006

Revised: August 1, 2017

Description. Bituminous material cost adjustments will be made to provide additional compensation to the Contractor, or credit to the Department, for fluctuations in the cost of bituminous materials when optioned by the Contractor. The bidder shall indicate with their bid whether or not this special provision will be part of the contract.

The adjustments shall apply to permanent and temporary hot-mix asphalt (HMA) mixtures, bituminous surface treatments (cover and seal coats), and preventative maintenance type surface treatments that are part of the original proposed construction, or added as extra work and paid for by agreed unit prices. The adjustments shall not apply to bituminous prime coats, tack coats, crack filling/sealing, joint filling/sealing, or extra work paid for at a lump sum price or by force account.

Method of Adjustment. Bituminous materials cost adjustments will be computed as follows.

$$CA = (BPI_P - BPI_L) \times (\%AC_V / 100) \times Q$$

- Where: CA = Cost Adjustment, \$.
- BPI_P = Bituminous Price Index, as published by the Department for the month the work is performed, \$/ton (\$/metric ton).
- BPI_L = Bituminous Price Index, as published by the Department for the month prior to the letting for work paid for at the contract price; or for the month the agreed unit price letter is submitted by the Contractor for extra work paid for by agreed unit price, \$/ton (\$/metric ton).
- %AC_V = Percent of virgin Asphalt Cement in the Quantity being adjusted. For HMA mixtures, the % AC_V will be determined from the adjusted job mix formula. For bituminous materials applied, a performance graded or cutback asphalt will be considered to be 100% AC_V and undiluted emulsified asphalt will be considered to be 65% AC_V.
- Q = Authorized construction Quantity, tons (metric tons) (see below).

For HMA mixtures measured in square yards: $Q, \text{ tons} = A \times D \times (G_{mb} \times 46.8) / 2000$. For HMA mixtures measured in square meters: $Q, \text{ metric tons} = A \times D \times (G_{mb} \times 1) / 1000$. When computing adjustments for full-depth HMA pavement, separate calculations will be made for the binder and surface courses to account for their different G_{mb} and % AC_V.

For bituminous materials measured in gallons: $Q, \text{ tons} = V \times 8.33 \text{ lb/gal} \times SG / 2000$
For bituminous materials measured in liters: $Q, \text{ metric tons} = V \times 1.0 \text{ kg/L} \times SG / 1000$

- Where: A = Area of the HMA mixture, sq yd (sq m).
D = Depth of the HMA mixture, in. (mm).
G_{mb} = Average bulk specific gravity of the mixture, from the approved mix design.

V = Volume of the bituminous material, gal (L).
SG = Specific Gravity of bituminous material as shown on the bill of lading.

Basis of Payment. Bituminous materials cost adjustments may be positive or negative but will only be made when there is a difference between the BPI_L and BPI_P in excess of five percent, as calculated by:

$$\text{Percent Difference} = \{(BPI_L - BPI_P) \div BPI_L\} \times 100$$

Bituminous materials cost adjustments will be calculated for each calendar month in which applicable bituminous material is placed; and will be paid or deducted when all other contract requirements for the work placed during the month are satisfied. The adjustments shall not apply during contract time subject to liquidated damages for completion of the entire contract.

80173

BLENDED FINELY DIVIDED MINERALS (BDE)

Effective: April 1, 2021

Revise the second paragraph of Article 1010.01 of the Standard Specifications to read:

“Different sources or types of finely divided minerals shall not be mixed or used alternately in the same item of construction, except as a blended finely divided mineral product according to Article 1010.06.”

Add the following article to Section 1010 of the Standard Specifications:

“1010.06 Blended Finely Divided Minerals. Blended finely divided minerals shall be the product resulting from the blending or intergrinding of two or three finely divided minerals. Blended finely divided minerals shall be according to ASTM C 1697, except as follows.

- (a) Blending shall be accomplished by mechanically or pneumatically intermixing the constituent finely divided minerals into a uniform mixture that is then discharged into a silo for storage or tanker for transportation.
- (b) The blended finely divided mineral product will be classified according to its predominant constituent or the manufacturer’s designation and shall meet the chemical requirements of its classification. The other finely divided mineral constituent(s) will not be required to conform to their individual standards.”

80436

COMPENSABLE DELAY COSTS (BDE)

Effective: June 2, 2017

Revised: April 1, 2019

Revise Article 107.40(b) of the Standard Specifications to read:

“(b) Compensation. Compensation will not be allowed for delays, inconveniences, or damages sustained by the Contractor from conflicts with facilities not meeting the above definition; or if a conflict with a utility in an unanticipated location does not cause a shutdown of the work or a documentable reduction in the rate of progress exceeding the limits set herein. The provisions of Article 104.03 notwithstanding, compensation for delays caused by a utility in an unanticipated location will be paid according to the provisions of this Article governing minor and major delays or reduced rate of production which are defined as follows.

- (1) Minor Delay. A minor delay occurs when the work in conflict with the utility in an unanticipated location is completely stopped for more than two hours, but not to exceed two weeks.
- (2) Major Delay. A major delay occurs when the work in conflict with the utility in an unanticipated location is completely stopped for more than two weeks.
- (3) Reduced Rate of Production Delay. A reduced rate of production delay occurs when the rate of production on the work in conflict with the utility in an unanticipated location decreases by more than 25 percent and lasts longer than seven calendar days.”

Revise Article 107.40(c) of the Standard Specifications to read:

“(c) Payment. Payment for Minor, Major, and Reduced Rate of Production Delays will be made as follows.

- (1) Minor Delay. Labor idled which cannot be used on other work will be paid for according to Article 109.04(b)(1) and (2) for the time between start of the delay and the minimum remaining hours in the work shift required by the prevailing practice in the area.

Equipment idled which cannot be used on other work, and which is authorized to standby on the project site by the Engineer, will be paid for according to Article 109.04(b)(4).

- (2) Major Delay. Labor will be the same as for a minor delay.

Equipment will be the same as for a minor delay, except Contractor-owned equipment will be limited to two weeks plus the cost of move-out to either the

Contractor's yard or another job and the cost to re-mobilize, whichever is less. Rental equipment may be paid for longer than two weeks provided the Contractor presents adequate support to the Department (including lease agreement) to show retaining equipment on the job is the most economical course to follow and in the public interest.

- (3) Reduced Rate of Production Delay. The Contractor will be compensated for the reduced productivity for labor and equipment time in excess of the 25 percent threshold for that portion of the delay in excess of seven calendar days. Determination of compensation will be in accordance with Article 104.02, except labor and material additives will not be permitted.

Payment for escalated material costs, escalated labor costs, extended project overhead, and extended traffic control will be determined according to Article 109.13.”

Revise Article 108.04(b) of the Standard Specifications to read:

“(b) No working day will be charged under the following conditions.

- (1) When adverse weather prevents work on the controlling item.
- (2) When job conditions due to recent weather prevent work on the controlling item.
- (3) When conduct or lack of conduct by the Department or its consultants, representatives, officers, agents, or employees; delay by the Department in making the site available; or delay in furnishing any items required to be furnished to the Contractor by the Department prevents work on the controlling item.
- (4) When delays caused by utility or railroad adjustments prevent work on the controlling item.
- (5) When strikes, lock-outs, extraordinary delays in transportation, or inability to procure critical materials prevent work on the controlling item, as long as these delays are not due to any fault of the Contractor.
- (6) When any condition over which the Contractor has no control prevents work on the controlling item.”

Revise Article 109.09(f) of the Standard Specifications to read:

“(f) Basis of Payment. After resolution of a claim in favor of the Contractor, any adjustment in time required for the work will be made according to Section 108. Any adjustment in the costs to be paid will be made for direct labor, direct materials, direct equipment, direct jobsite overhead, direct offsite overhead, and other direct costs allowed by the resolution. Adjustments in costs will not be made for interest charges, loss of anticipated profit, undocumented loss of efficiency, home office overhead and unabsorbed overhead

other than as allowed by Article 109.13, lost opportunity, preparation of claim expenses and other consequential indirect costs regardless of method of calculation.

The above Basis of Payment is an essential element of the contract and the claim cost recovery of the Contractor shall be so limited.”

Add the following to Section 109 of the Standard Specifications.

“109.13 Payment for Contract Delay. Compensation for escalated material costs, escalated labor costs, extended project overhead, and extended traffic control will be allowed when such costs result from a delay meeting the criteria in the following table.

Contract Type	Cause of Delay	Length of Delay
Working Days	Article 108.04(b)(3) or Article 108.04(b)(4)	No working days have been charged for two consecutive weeks.
Completion Date	Article 108.08(b)(1) or Article 108.08(b)(7)	The Contractor has been granted a minimum two week extension of contract time, according to Article 108.08.

Payment for each of the various costs will be according to the following.

- (a) Escalated Material and/or Labor Costs. When the delay causes work, which would have otherwise been completed, to be done after material and/or labor costs have increased, such increases will be paid. Payment for escalated material costs will be limited to the increased costs substantiated by documentation furnished by the Contractor. Payment for escalated labor costs will be limited to those items in Article 109.04(b)(1) and (2), except the 35 percent and 10 percent additives will not be permitted.
- (b) Extended Project Overhead. For the duration of the delay, payment for extended project overhead will be paid as follows.
 - (1) Direct Jobsite and Offsite Overhead. Payment for documented direct jobsite overhead and documented direct offsite overhead, including onsite supervisory and administrative personnel, will be allowed according to the following table.

Original Contract Amount	Supervisory and Administrative Personnel
Up to \$5,000,000	One Project Superintendent
Over \$ 5,000,000 - up to \$25,000,000	One Project Manager, One Project Superintendent or Engineer, and One Clerk
Over \$25,000,000 - up to \$50,000,000	One Project Manager, One Project Superintendent, One Engineer, and

	One Clerk
Over \$50,000,000	One Project Manager, Two Project Superintendents, One Engineer, and One Clerk

(2) Home Office and Unabsorbed Overhead. Payment for home office and unabsorbed overhead will be calculated as 8 percent of the total delay cost.

(c) Extended Traffic Control. Traffic control required for an extended period of time due to the delay will be paid for according to Article 109.04.

When an extended traffic control adjustment is paid under this provision, an adjusted unit price as provided for in Article 701.20(a) for increase or decrease in the value of work by more than ten percent will not be paid.

Upon payment for a contract delay under this provision, the Contractor shall assign subrogation rights to the Department for the Department's efforts of recovery from any other party for monies paid by the Department as a result of any claim under this provision. The Contractor shall fully cooperate with the Department in its efforts to recover from another party any money paid to the Contractor for delay damages under this provision."

80384

CORRUGATED PLASTIC PIPE (CULVERT AND STORM SEWER) (BDE)

Effective: January 1, 2021

Revise Tables IIIA and IIIB of Article 542.03 and the storm sewers tables of Article 550.03 of the Standard Specifications to read:

(SEE TABLES ON NEXT 10 PAGES)

"PIPE CULVERTS
 TABLE IIIA: PLASTIC PIPE PERMITTED
 FOR A GIVEN PIPE DIAMETER AND FILL HEIGHT OVER THE TOP OF THE PIPE

Nominal Diameter (in.)	Type 1					Type 2					Type 3					Type 4				
	Fill Height: 3' and less, with 1' min					Fill Height: Greater than 3', not exceeding 10'					Fill Height: Greater than 10', not exceeding 15'					Fill Height: Greater than 15', not exceeding 20'				
	PVC	CPVC	PE	CPE	CPP	PVC	CPVC	PE	CPE	CPP	PVC	CPVC	PE	CPE	CPP	PVC	CPVC	PE	CPE	CPP
10	X	QPL	X	QPL	NA	X	QPL	X	QPL	NA	X	QPL	X	QPL	NA	X	QPL	X	QPL	NA
12	X	QPL	X	QPL	QPL	X	QPL	X	QPL	QPL	X	QPL	X	QPL	QPL	X	QPL	X	QPL	QPL
15	X	QPL	NA	QPL	QPL	X	QPL	NA	QPL	QPL	X	QPL	NA	QPL	QPL	X	QPL	NA	QPL	QPL
18	X	QPL	X	QPL	QPL	X	QPL	X	QPL	QPL	X	QPL	X	QPL	QPL	X	QPL	X	QPL	QPL
21	X	QPL	NA	QPL	NA	X	QPL	NA	QPL	NA	X	QPL	NA	QPL	NA	X	QPL	NA	NA	NA
24	X	QPL	X	QPL	QPL	X	QPL	X	QPL	QPL	X	QPL	X	QPL	QPL	X	QPL	X	NA	QPL
27	X	NA	NA	NA	NA	X	NA	NA	NA	NA	X	NA	NA	NA	NA	X	NA	NA	NA	NA
30	X	QPL	X	QPL	QPL	X	QPL	X	QPL	QPL	X	QPL	X	QPL	QPL	X	QPL	X	NA	QPL
36	X	QPL	X	QPL	QPL	X	QPL	X	QPL	QPL	X	QPL	X	QPL	QPL	X	QPL	X	NA	QPL
42	X	NA	X	QPL	QPL	X	NA	X	QPL	QPL	X	NA	X	NA	QPL	X	NA	X	NA	NA
48	X	NA	X	QPL	QPL	X	NA	X	QPL	QPL	X	NA	X	NA	QPL	X	NA	X	NA	NA
54	NA	NA	NA	NA	NA	NA	NA	NA	NA	NA	NA	NA	NA	NA	NA	NA	NA	NA	NA	NA
60	NA	NA	NA	QPL	QPL	NA	NA	NA	QPL	QPL	NA	NA	NA	NA	QPL	NA	NA	NA	NA	NA

- Notes:
- PVC Polyvinyl Chloride Pipe
 - CPVC Corrugated Polyvinyl Chloride Pipe with a Smooth Interior
 - PE Polyethylene Pipe
 - CPE Corrugated Polyethylene Pipe with a Smooth Interior
 - CPP Corrugated Polypropylene Pipe with a Smooth Interior
 - X Permitted
 - QPL Permitted for the producers approved for that diameter in the Department's qualified product list
 - NA Not Acceptable

PIPE CULVERTS (metric)																				
TABLE IIIA: PLASTIC PIPE PERMITTED																				
FOR A GIVEN PIPE DIAMETER AND FILL HEIGHT OVER THE TOP OF THE PIPE																				
Nominal Diameter (mm)	Type 1					Type 2					Type 3					Type 4				
	Fill Height: 1 m and less, with 0.3 m min. cover					Fill Height: Greater than 1 m, not exceeding 3 m					Fill Height: Greater than 3 m, not exceeding 4.5 m					Fill Height: Greater than 4.5 m, not exceeding 6 m				
	PVC	CPVC	PE	CPE	CPP	PVC	CPVC	PE	CPE	CPP	PVC	CPVC	PE	CPE	CPP	PVC	CPVC	PE	CPE	CPP
250	X	QPL	X	QPL	NA	X	QPL	X	QPL	NA	X	QPL	X	QPL	NA	X	QPL	X	QPL	NA
300	X	QPL	X	QPL	QPL	X	QPL	X	QPL	QPL	X	QPL	X	QPL	QPL	X	QPL	X	QPL	QPL
375	X	QPL	NA	QPL	QPL	X	QPL	NA	QPL	QPL	X	QPL	NA	QPL	QPL	X	QPL	NA	QPL	QPL
450	X	QPL	X	QPL	QPL	X	QPL	X	QPL	QPL	X	QPL	X	QPL	QPL	X	QPL	X	QPL	QPL
525	X	QPL	NA	QPL	NA	X	QPL	NA	QPL	NA	X	QPL	NA	QPL	NA	X	QPL	NA	NA	NA
600	X	QPL	X	QPL	QPL	X	QPL	X	QPL	QPL	X	QPL	X	QPL	QPL	X	QPL	X	NA	QPL
675	X	NA	NA	NA	NA	X	NA	NA	NA	NA	X	NA	NA	NA	NA	X	NA	NA	NA	NA
750	X	QPL	X	QPL	QPL	X	QPL	X	QPL	QPL	X	QPL	X	QPL	QPL	X	QPL	X	NA	QPL
900	X	QPL	X	QPL	QPL	X	QPL	X	QPL	QPL	X	QPL	X	QPL	QPL	X	QPL	X	NA	QPL
1050	X	NA	X	QPL	QPL	X	NA	X	QPL	QPL	X	NA	X	NA	QPL	X	NA	X	NA	NA
1200	X	NA	X	QPL	QPL	X	NA	X	QPL	QPL	X	NA	X	NA	QPL	X	NA	X	NA	NA
1350	NA	NA	NA	NA	NA	NA	NA	NA	NA	NA	NA	NA	NA	NA	NA	NA	NA	NA	NA	NA
1500	NA	NA	NA	QPL	QPL	NA	NA	NA	QPL	QPL	NA	NA	NA	NA	QPL	NA	NA	NA	NA	NA

- Notes:
- PVC Polyvinyl Chloride Pipe
 - CPVC Corrugated Polyvinyl Chloride Pipe with a Smooth Interior
 - PE Polyethylene Pipe
 - CPE Corrugated Polyethylene Pipe with a Smooth Interior
 - CPP Corrugated Polypropylene Pipe with a Smooth Interior
 - X Permitted
 - QPL Permitted for the producers approved for that diameter in the Department's qualified product list
 - NA Not Acceptable

PIPE CULVERTS
TABLE IIIB: PLASTIC PIPE PERMITTED
FOR A GIVEN PIPE DIAMETER AND FILL HEIGHT OVER THE TOP OF THE PIPE

Nominal Diameter (in.)	Type 5					Type 6			Type 7		
	Fill Height: Greater than 20', not exceeding 25'					Fill Height: Greater than 25', not exceeding 30'			Fill Height: Greater than 30', not exceeding 35'		
	PVC	CPVC	PE	CPE	CPP	PVC	CPVC	PE	PVC	CPVC	PE
10	X	QPL	X	QPL	NA	X	QPL	X	X	QPL	X
12	X	QPL	X	QPL	QPL	X	QPL	X	X	QPL	X
15	X	QPL	NA	NA	QPL	X	QPL	NA	X	QPL	NA
18	X	QPL	X	NA	NA	X	QPL	X	X	QPL	X
21	X	QPL	NA	NA	NA	X	QPL	NA	X	QPL	NA
24	X	QPL	X	NA	NA	X	QPL	X	X	QPL	X
27	X	NA	NA	NA	NA	X	NA	NA	X	NA	NA
30	X	QPL	X	NA	QPL	X	QPL	X	X	QPL	X
36	X	QPL	X	NA	NA	X	QPL	X	X	QPL	X
42	X	NA	X	NA	NA	X	NA	X	X	NA	X
48	X	NA	X	NA	NA	X	NA	X	X	NA	X
54	NA	NA	NA	NA	NA	NA	NA	NA	NA	NA	NA
60	NA	NA	NA	NA	NA	NA	NA	NA	NA	NA	NA

Notes: PVC Polyvinyl Chloride Pipe
 CPVC Corrugated Polyvinyl Chloride Pipe with a Smooth Interior
 CPP Corrugated Polypropylene Pipe with a Smooth Interior
 X Permitted
 QPL Permitted for the producers approved for that diameter in the Department's qualified product list
 NA Not Acceptable

PIPE CULVERTS (metric)
 TABLE IIIB: PLASTIC PIPE PERMITTED
 FOR A GIVEN PIPE DIAMETER AND FILL HEIGHT OVER THE TOP OF THE PIPE

Nominal Diameter (mm)	Type 5					Type 6			Type 7		
	Fill Height: Greater than 6 m, not exceeding 7.5 m					Fill Height: Greater than 7.5 m, not exceeding 9 m			Fill Height: Greater than 9 m, not exceeding 10.5 m		
	PVC	CPVC	PE	CPE	CPP	PVC	CPVC	PE	PVC	CPVC	PE
250	X	QPL	X	QPL	NA	X	QPL	X	X	QPL	X
300	X	QPL	X	QPL	QPL	X	QPL	X	X	QPL	X
375	X	QPL	NA	NA	QPL	X	QPL	NA	X	QPL	NA
450	X	QPL	X	NA	NA	X	QPL	X	X	QPL	X
525	X	QPL	NA	NA	NA	X	QPL	NA	X	QPL	NA
600	X	QPL	X	NA	NA	X	QPL	X	X	QPL	X
675	X	NA	NA	NA	NA	X	NA	NA	X	NA	NA
750	X	QPL	X	NA	QPL	X	QPL	X	X	QPL	X
900	X	QPL	X	NA	NA	X	QPL	X	X	QPL	X
1000	X	NA	X	NA	NA	X	NA	X	X	NA	X
1200	X	NA	X	NA	NA	X	NA	X	X	NA	X
1350	NA	NA	NA	NA	NA	NA	NA	NA	NA	NA	NA
1500	NA	NA	NA	NA	NA	NA	NA	NA	NA	NA	NA

- Notes:
- PVC Polyvinyl Chloride Pipe
 - CPVC Corrugated Polyvinyl Chloride Pipe with a Smooth Interior
 - CPP Corrugated Polypropylene Pipe with a Smooth Interior
 - X Permitted
 - QPL Permitted for the producers approved for that diameter in the Department's qualified product list
 - NA Not Acceptable

STORM SEWERS KIND OF MATERIAL PERMITTED AND STRENGTH REQUIRED FOR A GIVEN PIPE DIAMETERS AND FILL HEIGHTS OVER THE TOP OF THE PIPE																
Nominal Diameter in.	Type 1								Type 2							
	Fill Height: 3' and less, with 1' min.								Fill Height: Greater than 3', not exceeding 10'							
	RCCP	CSP	ESCP	PVC	CPVC	PE	CPE	CPP	RCCP	CSP	ESCP	PVC	CPVC	PE	CPE	CPP
10	NA	3	X	X	QPL	X	QPL	NA	NA	1	*X	X	QPL	X	QPL	NA
12	IV	NA	X	X	QPL	X	QPL	QPL	II	1	*X	X	QPL	X	QPL	QPL
15	IV	NA	NA	X	QPL	NA	QPL	QPL	II	1	*X	X	QPL	NA	QPL	QPL
18	IV	NA	NA	X	QPL	X	QPL	QPL	II	2	X	X	QPL	X	QPL	QPL
21	III	NA	NA	X	QPL	NA	QPL	NA	II	2	X	X	QPL	NA	QPL	NA
24	III	NA	NA	X	QPL	X	QPL	QPL	II	2	X	X	QPL	X	QPL	QPL
27	III	NA	NA	X	NA	NA	NA	NA	II	3	X	X	NA	NA	NA	NA
30	IV	NA	NA	X	QPL	X	QPL	QPL	II	3	X	X	QPL	X	QPL	QPL
33	III	NA	NA	NA	NA	NA	NA	NA	II	NA	X	NA	NA	NA	NA	NA
36	III	NA	NA	X	QPL	X	QPL	QPL	II	NA	X	X	QPL	X	QPL	QPL
42	II	NA	X	X	NA	X	QPL	QPL	II	NA	X	X	NA	X	QPL	QPL
48	II	NA	X	X	NA	X	QPL	QPL	II	NA	X	X	NA	X	QPL	QPL
54	II	NA	NA	NA	NA	NA	NA	NA	II	NA	NA	NA	NA	NA	NA	NA
60	II	NA	NA	NA	NA	NA	QPL	QPL	II	NA	NA	NA	NA	NA	QPL	QPL
66	II	NA	NA	NA	NA	NA	NA	NA	II	NA	NA	NA	NA	NA	NA	NA
72	II	NA	NA	NA	NA	NA	NA	NA	II	NA	NA	NA	NA	NA	NA	NA
78	II	NA	NA	NA	NA	NA	NA	NA	II	NA	NA	NA	NA	NA	NA	NA
84	II	NA	NA	NA	NA	NA	NA	NA	II	NA	NA	NA	NA	NA	NA	NA
90	II	NA	NA	NA	NA	NA	NA	NA	II	NA	NA	NA	NA	NA	NA	NA
96	II	NA	NA	NA	NA	NA	NA	NA	III	NA	NA	NA	NA	NA	NA	NA
102	II	NA	NA	NA	NA	NA	NA	NA	III	NA	NA	NA	NA	NA	NA	NA
108	II	NA	NA	NA	NA	NA	NA	NA	III	NA	NA	NA	NA	NA	NA	NA

- RCCP Reinforced Concrete Culvert, Storm Drain, and Sewer Pipe
- CSP Concrete Sewer, Storm drain, and Culvert Pipe (number in column indicates strength class)
- ESCP Extra Strength Clay Pipe
- PVC Polyvinyl Chloride Pipe
- CPVC Corrugated Polyvinyl Chloride Pipe with a Smooth Interior
- PE Polyethylene Pipe
- CPE Corrugated Polyethylene Pipe with a Smooth Interior
- CPP Corrugated Polypropylene Pipe with a Smooth Interior
- X Permitted
- QPL Permitted for the producers approved for that diameter in the Department's qualified product list
- NA Not Acceptable
- * May also use Standard Strength Clay Pipe

STORM SEWERS (metric)																
KIND OF MATERIAL PERMITTED AND STRENGTH REQUIRED																
FOR A GIVEN PIPE DIAMETERS AND FILL HEIGHTS OVER THE TOP OF THE PIPE																
Nominal Diameter mm	Type 1								Type 2							
	Fill Height: 1 m and less, with 300 mm min,								Fill Height: Greater than 1 m, not exceeding 3 m							
	RCCP	CSP	ESCP	PVC	CPVC	PE	CPE	CPP	RCCP	CSP	ESCP	PVC	CPVC	PE	CPE	CPP
250	NA	3	X	X	QPL	X	QPL	NA	NA	1	*X	X	QPL	X	QPL	NA
300	IV	NA	X	X	QPL	X	QPL	QPL	II	1	*X	X	QPL	X	QPL	QPL
375	IV	NA	NA	X	QPL	NA	QPL	QPL	II	1	*X	X	QPL	NA	QPL	QPL
450	IV	NA	NA	X	QPL	X	QPL	QPL	II	2	X	X	QPL	X	QPL	QPL
525	III	NA	NA	X	QPL	NA	QPL	NA	II	2	X	X	QPL	NA	QPL	NA
600	III	NA	NA	X	QPL	X	QPL	QPL	II	2	X	X	QPL	X	QPL	QPL
675	III	NA	NA	X	NA	NA	NA	NA	II	3	X	X	NA	NA	NA	NA
750	IV	NA	NA	X	QPL	X	QPL	QPL	II	3	X	X	QPL	X	QPL	QPL
825	III	NA	NA	NA	NA	NA	NA	NA	II	NA	X	NA	NA	NA	NA	NA
900	III	NA	NA	X	QPL	X	QPL	QPL	II	NA	X	X	QPL	X	QPL	QPL
1050	II	NA	X	X	NA	X	QPL	QPL	II	NA	X	X	NA	X	QPL	QPL
1200	II	NA	X	X	NA	X	QPL	QPL	II	NA	X	X	NA	X	QPL	QPL
1350	II	NA	NA	NA	NA	NA	NA	NA	II	NA	NA	NA	NA	NA	NA	NA
1500	II	NA	NA	NA	NA	NA	QPL	QPL	II	NA	NA	NA	NA	NA	QPL	QPL
1650	II	NA	NA	NA	NA	NA	NA	NA	II	NA	NA	NA	NA	NA	NA	NA
1800	II	NA	NA	NA	NA	NA	NA	NA	II	NA	NA	NA	NA	NA	NA	NA
1950	II	NA	NA	NA	NA	NA	NA	NA	II	NA	NA	NA	NA	NA	NA	NA
2100	II	NA	NA	NA	NA	NA	NA	NA	II	NA	NA	NA	NA	NA	NA	NA
2250	II	NA	NA	NA	NA	NA	NA	NA	II	NA	NA	NA	NA	NA	NA	NA
2400	II	NA	NA	NA	NA	NA	NA	NA	III	NA	NA	NA	NA	NA	NA	NA
2550	II	NA	NA	NA	NA	NA	NA	NA	III	NA	NA	NA	NA	NA	NA	NA
2700	II	NA	NA	NA	NA	NA	NA	NA	III	NA	NA	NA	NA	NA	NA	NA

- RCCP Reinforced Concrete Culvert, Storm Drain, and Sewer Pipe
- CSP Concrete Sewer, Storm drain, and Culvert Pipe (number in column indicates strength class)
- ESCP Extra Strength Clay Pipe
- PVC Polyvinyl Chloride Pipe
- CPVC Corrugated Polyvinyl Chloride Pipe with a Smooth Interior
- PE Polyethylene Pipe
- CPE Corrugated Polyethylene Pipe with a Smooth Interior
- CPP Corrugated Polypropylene Pipe with a Smooth Interior
- X Permitted
- QPL Permitted for the producers approved for that diameter in the Department's qualified product list
- NA Not Acceptable
- * May also use Standard Strength Clay Pipe

STORM SEWERS KIND OF MATERIAL PERMITTED AND STRENGTH REQUIRED FOR A GIVEN PIPE DIAMETERS AND FILL HEIGHTS OVER THE TOP OF THE PIPE																
Nominal Diameter in.	Type 3								Type 4							
	Fill Height: Greater than 10' not exceeding 15'								Fill Height: Greater than 15' not exceeding 20'							
	RCCP	CSP	ESCP	PVC	CPVC	PE	CPE	CPP	RCCP	CSP	ESCP	PVC	CPVC	PE	CPE	CPP
10	NA	2	X	X	QPL	X	QPL	NA	NA	3	X	X	QPL	X	QPL	NA
12	III	2	X	X	QPL	X	QPL	QPL	IV	NA	NA	X	QPL	X	QPL	QPL
15	III	3	X	X	QPL	NA	QPL	QPL	IV	NA	NA	X	QPL	NA	QPL	QPL
18	III	NA	X	X	QPL	X	QPL	QPL	IV	NA	NA	X	QPL	X	QPL	QPL
21	III	NA	NA	X	QPL	NA	QPL	NA	IV	NA	NA	X	QPL	NA	NA	NA
24	III	NA	NA	X	QPL	X	QPL	QPL	IV	NA	NA	X	QPL	X	NA	QPL
27	III	NA	NA	X	NA	NA	NA	NA	IV	NA	NA	X	NA	NA	NA	NA
30	III	NA	NA	X	QPL	X	QPL	QPL	IV	NA	NA	X	QPL	X	NA	QPL
33	III	NA	NA	NA	NA	NA	NA	NA	IV	NA	NA	NA	NA	NA	NA	NA
36	III	NA	NA	X	QPL	X	QPL	QPL	IV	NA	NA	X	QPL	X	NA	QPL
42	III	NA	NA	X	NA	X	NA	QPL	IV	NA	NA	X	NA	X	NA	NA
48	III	NA	NA	X	NA	X	NA	QPL	IV	NA	NA	X	NA	X	NA	NA
54	III	NA	NA	NA	NA	NA	NA	NA	IV	NA	NA	NA	NA	NA	NA	NA
60	III	NA	NA	NA	NA	NA	NA	QPL	IV	NA	NA	NA	NA	NA	NA	NA
66	III	NA	NA	NA	NA	NA	NA	NA	IV	NA	NA	NA	NA	NA	NA	NA
72	III	NA	NA	NA	NA	NA	NA	NA	IV	NA	NA	NA	NA	NA	NA	NA
78	III	NA	NA	NA	NA	NA	NA	NA	IV	NA	NA	NA	NA	NA	NA	NA
84	III	NA	NA	NA	NA	NA	NA	NA	IV	NA	NA	NA	NA	NA	NA	NA
90	III	NA	NA	NA	NA	NA	NA	NA	1680	NA	NA	NA	NA	NA	NA	NA
96	III	NA	NA	NA	NA	NA	NA	NA	1690	NA	NA	NA	NA	NA	NA	NA
102	III	NA	NA	NA	NA	NA	NA	NA	1700	NA	NA	NA	NA	NA	NA	NA
108	1360	NA	NA	NA	NA	NA	NA	NA	1710	NA	NA	NA	NA	NA	NA	NA

RCCP Reinforced Concrete Culvert, Storm Drain, and Sewer Pipe (RCCP with a number instead of a Roman numeral shall be furnished according to AASHTO M170 Section 6. This number represents the D-load to produce a 0.01 in crack.)

CSP Concrete Sewer, Storm drain, and Culvert Pipe (number in column indicates strength class)

ESCP Extra Strength Clay Pipe

PVC Polyvinyl Chloride Pipe

CPVC Corrugated Polyvinyl Chloride Pipe with a Smooth Interior

PE Polyethylene Pipe

CPE Corrugated Polyethylene Pipe with a Smooth Interior

CPP Corrugated Polypropylene Pipe with a Smooth Interior

X Permitted

QPL Permitted for the producers approved for that diameter in the Department's qualified product list

NA Not Acceptable

STORM SEWERS (metric)																
KIND OF MATERIAL PERMITTED AND STRENGTH REQUIRED																
FOR A GIVEN PIPE DIAMETERS AND FILL HEIGHTS OVER THE TOP OF THE PIPE																
Nominal Diameter mm	Type 3								Type 4							
	Fill Height: Greater than 3 m, not exceeding 4.5 m								Fill Height: Greater than 4.5 m, not exceeding 6 m							
	RCCP	CSP	ESCP	PVC	CPVC	PE	CPE	CPP	RCCP	CSP	ESCP	PVC	CPVC	PE	CPE	CPP
250	NA	2	X	X	QPL	X	QPL	NA	NA	3	X	X	QPL	X	QPL	NA
300	III	2	X	X	QPL	X	QPL	QPL	IV	NA	NA	X	QPL	X	QPL	QPL
375	III	3	X	X	QPL	NA	QPL	QPL	IV	NA	NA	X	QPL	NA	QPL	QPL
450	III	NA	X	X	QPL	X	QPL	QPL	IV	NA	NA	X	QPL	X	QPL	QPL
525	III	NA	NA	X	QPL	NA	QPL	NA	IV	NA	NA	X	QPL	NA	NA	NA
600	III	NA	NA	X	QPL	X	QPL	QPL	IV	NA	NA	X	QPL	X	NA	QPL
675	III	NA	NA	X	NA	NA	NA	NA	IV	NA	NA	X	NA	NA	NA	NA
750	III	NA	NA	X	QPL	X	QPL	QPL	IV	NA	NA	X	QPL	X	NA	QPL
825	III	NA	NA	NA	NA	NA	NA	NA	IV	NA	NA	NA	NA	NA	NA	NA
900	III	NA	NA	X	QPL	X	QPL	QPL	IV	NA	NA	X	QPL	X	NA	QPL
1050	III	NA	NA	X	NA	X	NA	QPL	IV	NA	NA	X	NA	X	NA	NA
1200	III	NA	NA	X	NA	X	NA	QPL	IV	NA	NA	X	NA	X	NA	NA
1350	III	NA	NA	NA	NA	NA	NA	NA	IV	NA	NA	NA	NA	NA	NA	NA
1500	III	NA	NA	NA	NA	NA	NA	QPL	IV	NA	NA	NA	NA	NA	NA	NA
1650	III	NA	NA	NA	NA	NA	NA	NA	IV	NA	NA	NA	NA	NA	NA	NA
1800	III	NA	NA	NA	NA	NA	NA	NA	IV	NA	NA	NA	NA	NA	NA	NA
1950	III	NA	NA	NA	NA	NA	NA	NA	IV	NA	NA	NA	NA	NA	NA	NA
2100	III	NA	NA	NA	NA	NA	NA	NA	IV	NA	NA	NA	NA	NA	NA	NA
2250	III	NA	NA	NA	NA	NA	NA	NA	80	NA	NA	NA	NA	NA	NA	NA
2400	III	NA	NA	NA	NA	NA	NA	NA	80	NA	NA	NA	NA	NA	NA	NA
2550	III	NA	NA	NA	NA	NA	NA	NA	80	NA	NA	NA	NA	NA	NA	NA
2700	70	NA	NA	NA	NA	NA	NA	NA	80	NA	NA	NA	NA	NA	NA	NA

RCCP Reinforced Concrete Culvert, Storm Drain, and Sewer Pipe (RCCP with a number instead of a Roman numeral shall be furnished according to AASHTO M170 Section 6. This number represents the D-load to produce a 25.4 micro-meter crack.)

CSP Concrete Sewer, Storm drain, and Culvert Pipe (number in column indicates strength class)

ESCP Extra Strength Clay Pipe

PVC Polyvinyl Chloride Pipe

CPVC Corrugated Polyvinyl Chloride Pipe with a Smooth Interior

PE Polyethylene Pipe

CPE Corrugated Polyethylene Pipe with a Smooth Interior

CPP Corrugated Polypropylene Pipe with a Smooth Interior

X Permitted

QPL Permitted for the producers approved for that diameter in the Department's qualified product list

NA Not Acceptable

STORM SEWERS KIND OF MATERIAL PERMITTED AND STRENGTH REQUIRED FOR A GIVEN PIPE DIAMETERS AND FILL HEIGHTS OVER THE TOP OF THE PIPE														
Nominal Diameter in.	Type 5						Type 6				Type 7			
	Fill Height: Greater than 20', not exceeding 25'						Fill Height: Greater than 25', not exceeding 30'				Fill Height: Greater than 30', not exceeding 35'			
	RCCP	PVC	CPVC	PE	CPE	CPP	RCCP	PVC	CPVC	PE	RCCP	PVC	CPVC	PE
10	NA	X	QPL	X	QPL	NA	NA	X	QPL	X	NA	X	QPL	X
12	IV	X	QPL	X	QPL	QPL	V	X	QPL	X	V	X	QPL	X
15	IV	X	QPL	NA	NA	QPL	V	X	QPL	NA	V	X	QPL	NA
18	IV	X	QPL	X	NA	NA	V	X	QPL	X	V	X	QPL	X
21	IV	X	QPL	NA	NA	NA	V	X	QPL	NA	V	X	QPL	NA
24	IV	X	QPL	X	NA	NA	V	X	QPL	X	V	X	QPL	X
27	IV	X	NA	NA	NA	NA	V	X	NA	NA	V	X	NA	NA
30	IV	X	QPL	X	NA	QPL	V	X	QPL	X	V	X	QPL	X
33	IV	NA	NA	NA	NA	NA	V	NA	NA	NA	V	NA	NA	NA
36	IV	X	QPL	X	NA	NA	V	X	QPL	X	V	X	QPL	X
42	IV	X	NA	X	NA	NA	V	X	NA	X	V	X	NA	X
48	IV	X	NA	X	NA	NA	V	X	NA	X	V	X	NA	X
54	IV	NA	NA	NA	NA	NA	V	NA	NA	NA	V	NA	NA	NA
60	IV	NA	NA	NA	NA	NA	V	NA	NA	NA	V	NA	NA	NA
66	IV	NA	NA	NA	NA	NA	V	NA	NA	NA	V	NA	NA	NA
72	V	NA	NA	NA	NA	NA	V	NA	NA	NA	V	NA	NA	NA
78	2020	NA	NA	NA	NA	NA	2370	NA	NA	NA	2730	NA	NA	NA
84	2020	NA	NA	NA	NA	NA	2380	NA	NA	NA	2740	NA	NA	NA
90	2030	NA	NA	NA	NA	NA	2390	NA	NA	NA	2750	NA	NA	NA
96	2040	NA	NA	NA	NA	NA	2400	NA	NA	NA	2750	NA	NA	NA
102	2050	NA	NA	NA	NA	NA	2410	NA	NA	NA	2760	NA	NA	NA
108	2060	NA	NA	NA	NA	NA	2410	NA	NA	NA	2770	NA	NA	NA

RCCP Reinforced Concrete Culvert, Storm Drain, and Sewer Pipe (RCCP with a number instead of a Roman numeral shall be furnished according to AASHTO M170 Section 6. This number represents the D-load to produce a 0.01 in crack.)

PVC Polyvinyl Chloride Pipe

CPVC Corrugated Polyvinyl Chloride Pipe with a Smooth Interior

PE Polyethylene Pipe

CPE Corrugated Polyethylene Pipe with a Smooth Interior

CPP Corrugated Polypropylene Pipe with a Smooth Interior

X Permitted

QPL Permitted for the producers approved for that diameter in the Department's qualified product list

NA Not Acceptable

STORM SEWERS (metric) KIND OF MATERIAL PERMITTED AND STRENGTH REQUIRED FOR A GIVEN PIPE DIAMETERS AND FILL HEIGHTS OVER THE TOP OF THE PIPE														
Nominal Diameter mm	Type 5						Type 6				Type 7			
	Fill Height: Greater than 6 m, not exceeding 7.5 m						Fill Height: Greater than 7.5 m, not exceeding 9 m				Fill Height: Greater than 9 m, not exceeding 10.5 m			
	RCCP	PVC	CPVC	PE	CPE	CPP	RCCP	PVC	CPVC	PE	RCCP	PVC	CPVC	PE
250	NA	X	QPL	X	QPL	NA	NA	X	QPL	X	NA	X	QPL	X
300	IV	X	QPL	X	QPL	QPL	V	X	QPL	X	V	X	QPL	X
375	IV	X	QPL	NA	NA	QPL	V	X	QPL	NA	V	X	QPL	NA
450	IV	X	QPL	X	NA	NA	V	X	QPL	X	V	X	QPL	X
525	IV	X	QPL	NA	NA	NA	V	X	QPL	NA	V	X	QPL	NA
600	IV	X	QPL	X	NA	NA	V	X	QPL	X	V	X	QPL	X
675	IV	X	NA	NA	NA	NA	V	X	NA	NA	V	X	NA	NA
750	IV	X	QPL	X	NA	QPL	V	X	QPL	X	V	X	QPL	X
825	IV	NA	NA	NA	NA	NA	V	NA	NA	NA	V	NA	NA	NA
900	IV	X	QPL	X	NA	NA	V	X	QPL	X	V	X	QPL	X
1050	IV	X	NA	X	NA	NA	V	X	NA	X	V	X	NA	X
1200	IV	X	NA	X	NA	NA	V	X	NA	X	V	X	NA	X
1350	IV	NA	NA	NA	NA	NA	V	NA	NA	NA	V	NA	NA	NA
1500	IV	NA	NA	NA	NA	NA	V	NA	NA	NA	V	NA	NA	NA
1650	IV	NA	NA	NA	NA	NA	V	NA	NA	NA	V	NA	NA	NA
1800	V	NA	NA	NA	NA	NA	V	NA	NA	NA	V	NA	NA	NA
1950	100	NA	NA	NA	NA	NA	110	NA	NA	NA	130	NA	NA	NA
2100	100	NA	NA	NA	NA	NA	110	NA	NA	NA	130	NA	NA	NA
2250	100	NA	NA	NA	NA	NA	110	NA	NA	NA	130	NA	NA	NA
2400	100	NA	NA	NA	NA	NA	120	NA	NA	NA	130	NA	NA	NA
2550	100	NA	NA	NA	NA	NA	120	NA	NA	NA	130	NA	NA	NA
2700	100	NA	NA	NA	NA	NA	120	NA	NA	NA	130	NA	NA	NA

RCCP Reinforced Concrete Culvert, Storm Drain, and Sewer Pipe (RCCP with a number instead of a Roman numeral shall be furnished according to AASHTO M170 Section 6. This number represents the D-load to produce a 25.4 micro-meter crack.)

PVC Polyvinyl Chloride Pipe

CPVC Corrugated Polyvinyl Chloride Pipe with a Smooth Interior

PE Polyethylene Pipe

CPE Corrugated Polyethylene Pipe with a Smooth Interior

CPP Corrugated Polypropylene Pipe with a Smooth Interior

X Permitted

QPL Permitted for the producers approved for that diameter in the Department's qualified product list

NA Not Acceptable"

Revise the first paragraph of Article 1040.03 of the Standard Specifications to read:

“1040.03 Polyvinyl Chloride (PVC) Pipe. Acceptance testing of PVC pipe and fittings shall be accomplished during the same construction season in which they are installed. The pipe shall meet the following additional requirements.”

Revise Article 1040.04(b) of the Standard Specifications to read:

“(b) Corrugated PE Pipe with a Smooth Interior. The manufacturer shall be listed as compliant through the NTPEP program and the pipe shall be according to AASHTO M 294 (nominal size – 12 to 60 in. (300 to 1500 mm)). The pipe shall be Type S or D.”

Revise the first paragraph of Article 1040.04(d) of the Standard Specifications to read:

“(d) PE Pipe with a Smooth Interior. The pipe shall be according to ASTM F 714 (DR 32.5) with a minimum cell classification of PE 335434 as defined in ASTM D 3350.”

Revise the first paragraph of Article 1040.08 of the Standard Specifications to read:

“1040.08 Polypropylene (PP) Pipe. Storage and handling shall be according to the manufacturer's recommendations, except in no case shall the pipe be exposed to direct sunlight for more than six months. Acceptance testing of the pipe shall be accomplished during the same construction season in which it is installed. The pipe shall meet the following additional requirements.”

80434

DISADVANTAGED BUSINESS ENTERPRISE PARTICIPATION (BDE)

Effective: September 1, 2000

Revised: March 2, 2019

FEDERAL OBLIGATION. The Department of Transportation, as a recipient of federal financial assistance, is required to take all necessary and reasonable steps to ensure nondiscrimination in the award and administration of contracts. Consequently, the federal regulatory provisions of 49 CFR Part 26 apply to this contract concerning the utilization of disadvantaged business enterprises. For the purposes of this Special Provision, a disadvantaged business enterprise (DBE) means a business certified by the Department in accordance with the requirements of 49 CFR Part 26 and listed in the Illinois Unified Certification Program (IL UCP) DBE Directory.

STATE OBLIGATION. This Special Provision will also be used by the Department to satisfy the requirements of the Business Enterprise for Minorities, Females, and Persons with Disabilities Act, 30 ILCS 575. When this Special Provision is used to satisfy state law requirements on 100 percent state-funded contracts, the federal government has no involvement in such contracts (not a federal-aid contract) and no responsibility to oversee the implementation of this Special Provision by the Department on those contracts. DBE participation on 100 percent state-funded contracts will not be credited toward fulfilling the Department's annual overall DBE goal required by the US Department of Transportation to comply with the federal DBE program requirements.

CONTRACTOR ASSURANCE. The Contractor makes the following assurance and agrees to include the assurance in each subcontract the Contractor signs with a subcontractor.

The Contractor, subrecipient, or subcontractor shall not discriminate on the basis of race, color, national origin, or sex in the performance of this contract. The Contractor shall carry out applicable requirements of 49 CFR Part 26 in the award and administration of contracts funded in whole or in part with federal or state funds. Failure by the Contractor to carry out these requirements is a material breach of this contract, which may result in the termination of this contract or such other remedy as the recipient deems appropriate, which may include, but is not limited to:

- (a) Withholding progress payments;
- (b) Assessing sanctions;
- (c) Liquidated damages; and/or
- (d) Disqualifying the Contractor from future bidding as non-responsible.

OVERALL GOAL SET FOR THE DEPARTMENT. As a requirement of compliance with 49 CFR Part 26, the Department has set an overall goal for DBE participation in its federally assisted contracts. That goal applies to all federal-aid funds the Department will expend in its federally assisted contracts for the subject reporting fiscal year. The Department is required to make a

good faith effort to achieve the overall goal. The dollar amount paid to all approved DBE companies performing work called for in this contract is eligible to be credited toward fulfillment of the Department's overall goal.

CONTRACT GOAL TO BE ACHIEVED BY THE CONTRACTOR. This contract includes a specific DBE utilization goal established by the Department. The goal has been included because the Department has determined the work of this contract has subcontracting opportunities that may be suitable for performance by DBE companies. The determination is based on an assessment of the type of work, the location of the work, and the availability of DBE companies to do a part of the work. The assessment indicates, in the absence of unlawful discrimination and in an arena of fair and open competition, DBE companies can be expected to perform 15.00 % of the work. This percentage is set as the DBE participation goal for this contract. Consequently, in addition to the other award criteria established for this contract, the Department will only award this contract to a bidder who makes a good faith effort to meet this goal of DBE participation in the performance of the work. A bidder makes a good faith effort for award consideration if either of the following is done in accordance with the procedures set for in this Special Provision:

- (a) The bidder documents enough DBE participation has been obtained to meet the goal or,
- (b) The bidder documents a good faith effort has been made to meet the goal, even though the effort did not succeed in obtaining enough DBE participation to meet the goal.

DBE LOCATOR REFERENCES. Bidders shall consult the IL UCP DBE Directory as a reference source for DBE-certified companies. In addition, the Department maintains a letting and item specific DBE locator information system whereby DBE companies can register their interest in providing quotes on particular bid items advertised for letting. Information concerning DBE companies willing to quote work for particular contracts may be obtained by contacting the Department's Bureau of Small Business Enterprises at telephone number (217) 785-4611, or by visiting the Department's website at:

<http://www.idot.illinois.gov/doing-business/certifications/disadvantaged-business-enterprise-certification/il-ucp-directory/index>.

BIDDING PROCEDURES. Compliance with this Special Provision is a material bidding requirement and failure of the bidder to comply will render the bid not responsive.

The bidder shall submit a DBE Utilization Plan (form SBE 2026), and a DBE Participation Statement (form SBE 2025) for each DBE company proposed for the performance of work to achieve the contract goal, with the bid. If the Utilization Plan indicates the contract goal will not be met, documentation of good faith efforts shall also be submitted. The documentation of good faith efforts must include copies of each DBE and non-DBE subcontractor quote submitted to the bidder when a non-DBE subcontractor is selected over a DBE for work on the contract. The required forms and documentation must be submitted as a single .pdf file using the "Integrated Contractor Exchange (iCX)" application within the Department's "EBids System".

The Department will not accept a Utilization Plan if it does not meet the bidding procedures set forth herein and the bid will be declared not responsive. In the event the bid is declared not responsive, the Department may elect to cause the forfeiture of the penal sum of the bidder's proposal guaranty and may deny authorization to bid the project if re-advertised for bids.

GOOD FAITH EFFORT PROCEDURES. The contract will not be awarded until the Utilization Plan is approved. All information submitted by the bidder must be complete, accurate and adequately document enough DBE participation has been obtained or document the good faith efforts of the bidder, in the event enough DBE participation has not been obtained, before the Department will commit to the performance of the contract by the bidder. The Utilization Plan will be approved by the Department if the Utilization Plan documents sufficient commercially useful DBE work to meet the contract goal or the bidder submits sufficient documentation of a good faith effort to meet the contract goal pursuant to 49 CFR Part 26, Appendix A. This means the bidder must show that all necessary and reasonable steps were taken to achieve the contract goal. Necessary and reasonable steps are those which, by their scope, intensity and appropriateness to the objective, could reasonably be expected to obtain sufficient DBE participation, even if they were not successful. The Department will consider the quality, quantity, and intensity of the kinds of efforts the bidder has made. Mere *pro forma* efforts, in other words efforts done as a matter of form, are not good faith efforts; rather, the bidder is expected to have taken genuine efforts that would be reasonably expected of a bidder actively and aggressively trying to obtain DBE participation sufficient to meet the contract goal.

- (a) The following is a list of types of action that the Department will consider as part of the evaluation of the bidder's good faith efforts to obtain participation. These listed factors are not intended to be a mandatory checklist and are not intended to be exhaustive. Other factors or efforts brought to the attention of the Department may be relevant in appropriate cases and will be considered by the Department.
 - (1) Soliciting through all reasonable and available means (e.g. attendance at pre-bid meetings, advertising and/or written notices) the interest of all certified DBE companies that have the capability to perform the work of the contract. The bidder must solicit this interest within sufficient time to allow the DBE companies to respond to the solicitation. The bidder must determine with certainty if the DBE companies are interested by taking appropriate steps to follow up initial solicitations.
 - (2) Selecting portions of the work to be performed by DBE companies in order to increase the likelihood that the DBE goals will be achieved. This includes, where appropriate, breaking out contract work items into economically feasible units to facilitate DBE participation, even when the Contractor might otherwise prefer to perform these work items with its own forces.
 - (3) Providing interested DBE companies with adequate information about the plans, specifications, and requirements of the contract in a timely manner to assist them in responding to a solicitation.

- (4) a. Negotiating in good faith with interested DBE companies. It is the bidder's responsibility to make a portion of the work available to DBE subcontractors and suppliers and to select those portions of the work or material needs consistent with the available DBE subcontractors and suppliers, so as to facilitate DBE participation. Evidence of such negotiation includes the names, addresses, and telephone numbers of DBE companies that were considered; a description of the information provided regarding the plans and specifications for the work selected for subcontracting; and evidence as to why additional agreements could not be reached for DBE companies to perform the work.
 - b. A bidder using good business judgment would consider a number of factors in negotiating with subcontractors, including DBE subcontractors, and would take a firm's price and capabilities as well as contract goals into consideration. However, the fact that there may be some additional costs involved in finding and using DBE companies is not in itself sufficient reason for a bidder's failure to meet the contract DBE goal, as long as such costs are reasonable. Also the ability or desire of a bidder to perform the work of a contract with its own organization does not relieve the bidder of the responsibility to make good faith efforts. Bidders are not, however, required to accept higher quotes from DBE companies if the price difference is excessive or unreasonable. In accordance with the above Bidding Procedures, the documentation of good faith efforts must include copies of each DBE and non-DBE subcontractor quote submitted to the bidder when a non-DBE subcontractor was selected over a DBE for work on the contract.
- (5) Not rejecting DBE companies as being unqualified without sound reasons based on a thorough investigation of their capabilities. The bidder's standing within its industry, membership in specific groups, organizations, or associations and political or social affiliations (for example union vs. non-union employee status) are not legitimate causes for the rejection or non-solicitation of bids in the bidder's efforts to meet the project goal.
 - (6) Making efforts to assist interested DBE companies in obtaining bonding, lines of credit, or insurance as required by the recipient or Contractor.
 - (7) Making efforts to assist interested DBE companies in obtaining necessary equipment, supplies, materials, or related assistance or services.
 - (8) Effectively using the services of available minority/women community organizations; minority/women contractors' groups; local, state, and federal minority/women business assistance offices; and other organizations as allowed on a case-by-case basis to provide assistance in the recruitment and placement of DBE companies.
- (b) If the Department determines the bidder has made a good faith effort to secure the work commitment of DBE companies to meet the contract goal, the Department will award the contract provided it is otherwise eligible for award. If the Department determines the

bidder has failed to meet the requirements of this Special Provision or that a good faith effort has not been made, the Department will notify the responsible company official designated in the Utilization Plan that the bid is not responsive. The notification will also include a statement of reasons for the adverse determination. If the Utilization Plan is not approved because it is deficient as a technical matter, unless waived by the Department, the bidder will be notified and will be allowed no more than a five calendar day period to cure the deficiency.

- (c) The bidder may request administrative reconsideration of an adverse determination by emailing the Department at "DOT.DBE.UP@illinois.gov" within the five calendar days after the receipt of the notification of the determination. The determination shall become final if a request is not made on or before the fifth calendar day. A request may provide additional written documentation or argument concerning the issues raised in the determination statement of reasons, provided the documentation and arguments address efforts made prior to submitting the bid. The request will be reviewed by the Department's Reconsideration Officer. The Reconsideration Officer will extend an opportunity to the bidder to meet in person to consider all issues of documentation and whether the bidder made a good faith effort to meet the goal. After the review by the Reconsideration Officer, the bidder will be sent a written decision within ten working days after receipt of the request for reconsideration, explaining the basis for finding that the bidder did or did not meet the goal or make adequate good faith efforts to do so. A final decision by the Reconsideration Officer that a good faith effort was made shall approve the Utilization Plan submitted by the bidder and shall clear the contract for award. A final decision that a good faith effort was not made shall render the bid not responsive.

CALCULATING DBE PARTICIPATION. The Utilization Plan values represent work anticipated to be performed and paid for upon satisfactory completion. The Department is only able to count toward the achievement of the overall goal and the contract goal the value of payments made for the work actually performed by DBE companies. In addition, a DBE must perform a commercially useful function on the contract to be counted. A commercially useful function is generally performed when the DBE is responsible for the work and is carrying out its responsibilities by actually performing, managing, and supervising the work involved. The Department and Contractor are governed by the provisions of 49 CFR Part 26.55(c) on questions of commercially useful functions as it affects the work. Specific counting guidelines are provided in 49 CFR Part 26.55, the provisions of which govern over the summary contained herein.

- (a) DBE as the Contractor: 100 percent goal credit for that portion of the work performed by the DBE's own forces, including the cost of materials and supplies. Work that a DBE subcontracts to a non-DBE does not count toward the DBE goals.
- (b) DBE as a joint venture Contractor: 100 percent goal credit for that portion of the total dollar value of the contract equal to the distinct, clearly defined portion of the work performed by the DBE's own forces.

- (c) DBE as a subcontractor: 100 percent goal credit for the work of the subcontract performed by the DBE's own forces, including the cost of materials and supplies, excluding the purchase of materials and supplies or the lease of equipment by the DBE subcontractor from the Contractor or its affiliates. Work that a DBE subcontractor in turn subcontracts to a non-DBE does not count toward the DBE goal.
- (d) DBE as a trucker: 100 percent goal credit for trucking participation provided the DBE is responsible for the management and supervision of the entire trucking operation for which it is responsible. At least one truck owned, operated, licensed, and insured by the DBE must be used on the contract. Credit will be given for the following:
 - (1) The DBE may lease trucks from another DBE firm, including an owner-operator who is certified as a DBE. The DBE who leases trucks from another DBE receives credit for the total value of the transportation services the lessee DBE provides on the contract.
 - (2) The DBE may also lease trucks from a non-DBE firm, including from an owner-operator. The DBE who leases trucks from a non-DBE is entitled to credit only for the fee or commission it receives as a result of the lease arrangement.
- (e) DBE as a material supplier:
 - (1) 60 percent goal credit for the cost of the materials or supplies purchased from a DBE regular dealer.
 - (2) 100 percent goal credit for the cost of materials or supplies obtained from a DBE manufacturer.
 - (3) 100 percent credit for the value of reasonable fees and commissions for the procurement of materials and supplies if not a DBE regular dealer or DBE manufacturer.

CONTRACT COMPLIANCE. Compliance with this Special Provision is an essential part of the contract. The Department is prohibited by federal regulations from crediting the participation of a DBE included in the Utilization Plan toward either the contract goal or the Department's overall goal until the amount to be applied toward the goals has been paid to the DBE. The following administrative procedures and remedies govern the compliance by the Contractor with the contractual obligations established by the Utilization Plan. After approval of the Utilization Plan and award of the contract, the Utilization Plan and individual DBE Participation Statements become part of the contract. If the Contractor did not succeed in obtaining enough DBE participation to achieve the advertised contract goal, and the Utilization Plan was approved and contract awarded based upon a determination of good faith, the total dollar value of DBE work calculated in the approved Utilization Plan as a percentage of the awarded contract value shall become the amended contract goal. All work indicated for performance by an approved DBE shall be performed, managed, and supervised by the DBE executing the DBE Participation Commitment Statement.

- (a) NO AMENDMENT. No amendment to the Utilization Plan may be made without prior written approval from the Department's Bureau of Small Business Enterprises. All requests for amendment to the Utilization Plan shall be emailed to the Department at DOT.DBE.UP@illinois.gov.
- (b) CHANGES TO WORK. Any deviation from the DBE condition-of-award or contract plans, specifications, or special provisions must be approved, in writing, by the Department as provided elsewhere in the Contract. The Contractor shall notify affected DBEs in writing of any changes in the scope of work which result in a reduction in the dollar amount condition-of-award to the contract. Where the revision includes work committed to a new DBE subcontractor, not previously involved in the project, then a Request for Approval of Subcontractor, Department form BC 260A or AER 260A, must be signed and submitted. If the commitment of work is in the form of additional tasks assigned to an existing subcontract, a new Request for Approval of Subcontractor will not be required. However, the Contractor must document efforts to assure the existing DBE subcontractor is capable of performing the additional work and has agreed in writing to the change.
- (c) SUBCONTRACT. The Contractor must provide copies of DBE subcontracts to the Department upon request. Subcontractors shall ensure that all lower tier subcontracts or agreements with DBEs to supply labor or materials be performed in accordance with this Special Provision.
- (d) ALTERNATIVE WORK METHODS. In addition to the above requirements for reductions in the condition of award, additional requirements apply to the two cases of Contractor-initiated work substitution proposals. Where the contract allows alternate work methods which serve to delete or create underruns in condition of award DBE work, and the Contractor selects that alternate method or, where the Contractor proposes a substitute work method or material that serves to diminish or delete work committed to a DBE and replace it with other work, then the Contractor must demonstrate one of the following:
- (1) The replacement work will be performed by the same DBE (as long as the DBE is certified in the respective item of work) in a modification of the condition of award; or
 - (2) The DBE is aware its work will be deleted or will experience underruns and has agreed in writing to the change. If this occurs, the Contractor shall substitute other work of equivalent value to a certified DBE or provide documentation of good faith efforts to do so; or
 - (3) The DBE is not capable of performing the replacement work or has declined to perform the work at a reasonable competitive price. If this occurs, the Contractor shall substitute other work of equivalent value to a certified DBE or provide documentation of good faith efforts to do so.

(e) TERMINATION AND REPLACEMENT PROCEDURES. The Contractor shall not terminate or replace a DBE listed on the approved Utilization Plan, or perform with other forces work designated for a listed DBE except as provided in this Special Provision. The Contractor shall utilize the specific DBEs listed to perform the work and supply the materials for which each is listed unless the Contractor obtains the Department's written consent as provided in subsection (a) of this part. Unless Department consent is provided for termination of a DBE subcontractor, the Contractor shall not be entitled to any payment for work or material unless it is performed or supplied by the DBE in the Utilization Plan.

As stated above, the Contractor shall not terminate or replace a DBE subcontractor listed in the approved Utilization Plan without prior written consent. This includes, but is not limited to, instances in which the Contractor seeks to perform work originally designated for a DBE subcontractor with its own forces or those of an affiliate, a non-DBE firm, or with another DBE firm. Written consent will be granted only if the Bureau of Small Business Enterprises agrees, for reasons stated in its concurrence document, that the Contractor has good cause to terminate or replace the DBE firm. Before transmitting to the Bureau of Small Business Enterprises any request to terminate and/or substitute a DBE subcontractor, the Contractor shall give notice in writing to the DBE subcontractor, with a copy to the Bureau, of its intent to request to terminate and/or substitute, and the reason for the request. The Contractor shall give the DBE five days to respond to the Contractor's notice. The DBE so notified shall advise the Bureau and the Contractor of the reasons, if any, why it objects to the proposed termination of its subcontract and why the Bureau should not approve the Contractor's action. If required in a particular case as a matter of public necessity, the Bureau may provide a response period shorter than five days.

For purposes of this paragraph, good cause includes the following circumstances:

- (1) The listed DBE subcontractor fails or refuses to execute a written contract;
- (2) The listed DBE subcontractor fails or refuses to perform the work of its subcontract in a way consistent with normal industry standards. Provided, however, that good cause does not exist if the failure or refusal of the DBE subcontractor to perform its work on the subcontract results from the bad faith or discriminatory action of the Contractor;
- (3) The listed DBE subcontractor fails or refuses to meet the Contractor's reasonable, nondiscriminatory bond requirements;
- (4) The listed DBE subcontractor becomes bankrupt, insolvent, or exhibits credit unworthiness;
- (5) The listed DBE subcontractor is ineligible to work on public works projects because of suspension and debarment proceedings pursuant 2 CFR Parts 180, 215 and 1200 or applicable state law.

- (6) The Contractor has determined the listed DBE subcontractor is not a responsible contractor;
- (7) The listed DBE subcontractor voluntarily withdraws from the projects and provides written notice to the Contractor of its withdrawal;
- (8) The listed DBE is ineligible to receive DBE credit for the type of work required;
- (9) A DBE owner dies or becomes disabled with the result that the listed DBE subcontractor is unable to complete its work on the contract;
- (10) Other documented good cause that compels the termination of the DBE subcontractor. Provided, that good cause does not exist if the Contractor seeks to terminate a DBE it relied upon to obtain the contract so that the Contractor can self-perform the work for which the DBE contractor was engaged or so that the Contractor can substitute another DBE or non-DBE contractor after contract award.

When a DBE is terminated or fails to complete its work on the Contract for any reason, the Contractor shall make a good faith effort to find another DBE to substitute for the original DBE to perform at least the same amount of work under the contract as the terminated DBE to the extent needed to meet the established Contract goal. The good faith efforts shall be documented by the Contractor. If the Department requests documentation under this provision, the Contractor shall submit the documentation within seven days, which may be extended for an additional seven days if necessary at the request of the Contractor. The Department will provide a written determination to the Contractor stating whether or not good faith efforts have been demonstrated.

- (f) FINAL PAYMENT. After the performance of the final item of work or delivery of material by a DBE and final payment therefore to the DBE by the Contractor, but not later than 30 calendar days after payment has been made by the Department to the Contractor for such work or material, the Contractor shall submit a DBE Payment Agreement on Department form SBE 2115 to the Resident Engineer. If full and final payment has not been made to the DBE, the DBE Payment Agreement shall indicate whether a disagreement as to the payment required exists between the Contractor and the DBE or if the Contractor believes the work has not been satisfactorily completed. If the Contractor does not have the full amount of work indicated in the Utilization Plan performed by the DBE companies indicated in the Utilization Plan and after good faith efforts are reviewed, the Department may deduct from contract payments to the Contractor the amount of the goal not achieved as liquidated and ascertained damages. The Contractor may request an administrative reconsideration of any amount deducted as damages pursuant to subsection (h) of this part.
- (g) ENFORCEMENT. The Department reserves the right to withhold payment to the Contractor to enforce the provisions of this Special Provision. Final payment shall not be

made on the contract until such time as the Contractor submits sufficient documentation demonstrating achievement of the goal in accordance with this Special Provision or after liquidated damages have been determined and collected.

- (h) RECONSIDERATION. Notwithstanding any other provision of the contract, including but not limited to Article 109.09 of the Standard Specifications, the Contractor may request administrative reconsideration of a decision to deduct the amount of the goal not achieved as liquidated damages. A request to reconsider shall be delivered to the Contract Compliance Section and shall be handled and considered in the same manner as set forth in paragraph (c) of “Good Faith Effort Procedures” of this Special Provision, except a final decision that a good faith effort was not made during contract performance to achieve the goal agreed to in the Utilization Plan shall be the final administrative decision of the Department. The result of the reconsideration process is not administratively appealable to the U.S. Department of Transportation.

80029

FUEL COST ADJUSTMENT (BDE)

Effective: April 1, 2009

Revised: August 1, 2017

Description. Fuel cost adjustments will be made to provide additional compensation to the Contractor, or a credit to the Department, for fluctuations in fuel prices when optioned by the Contractor. The bidder shall indicate with their bid whether or not this special provision will be part of the contract. Failure to indicate "Yes" for any category of work will make that category of work exempt from fuel cost adjustment.

General. The fuel cost adjustment shall apply to contract pay items as grouped by category. The adjustment shall only apply to those categories of work checked "Yes", and only when the cumulative plan quantities for a category exceed the required threshold. Adjustments to work items in a category, either up or down, and extra work paid for by agreed unit price will be subject to fuel cost adjustment only when the category representing the added work was subject to the fuel cost adjustment. Extra work paid for at a lump sum price or by force account will not be subject to fuel cost adjustment. Category descriptions and thresholds for application and the fuel usage factors which are applicable to each are as follows:

(a) Categories of Work.

- (1) Category A: Earthwork. Contract pay items performed under Sections 202, 204, and 206 including any modified standard or nonstandard items where the character of the work to be performed is considered earthwork. The cumulative total of all applicable item plan quantities shall exceed 25,000 cu yd (20,000 cu m). Included in the fuel usage factor is a weighted average 0.10 gal/cu yd (0.50 liters/cu m) factor for trucking.
- (2) Category B: Subbases and Aggregate Base Courses. Contract pay items constructed under Sections 311, 312 and 351 including any modified standard or nonstandard items where the character of the work to be performed is considered construction of a subbase or aggregate, stabilized or modified base course. The cumulative total of all applicable item plan quantities shall exceed 5000 tons (4500 metric tons). Included in the fuel usage factor is a 0.60 gal/ton (2.50 liters/metric ton) factor for trucking.
- (3) Category C: Hot-Mix Asphalt (HMA) Bases, Pavements and Shoulders. Contract pay items constructed under Sections 355, 406, 407 and 482 including any modified standard or nonstandard items where the character of the work to be performed is considered HMA bases, pavements and shoulders. The cumulative total of all applicable item plan quantities shall exceed 5000 tons (4500 metric tons). Included in the fuel usage factor is 0.60 gal/ton (2.50 liters/metric ton) factor for trucking.
- (4) Category D: Portland Cement Concrete (PCC) Bases, Pavements and Shoulders. Contract pay items constructed under Sections 353, 420, 421 and 483 including any

modified standard or nonstandard items where the character of the work to be performed is considered PCC base, pavement or shoulder. The cumulative total of all applicable item plan quantities shall exceed 7500 sq yd (6000 sq m). Included in the fuel usage factor is 1.20 gal/cu yd (5.94 liters/cu m) factor for trucking.

- (5) Category E: Structures. Structure items having a cumulative bid price that exceeds \$250,000 for pay items constructed under Sections 502, 503, 504, 505, 512, 516 and 540 including any modified standard or nonstandard items where the character of the work to be performed is considered structure work when similar to that performed under these sections and not included in categories A through D.

(b) Fuel Usage Factors.

English Units		
Category	Factor	Units
A - Earthwork	0.34	gal / cu yd
B – Subbase and Aggregate Base courses	0.62	gal / ton
C – HMA Bases, Pavements and Shoulders	1.05	gal / ton
D – PCC Bases, Pavements and Shoulders	2.53	gal / cu yd
E – Structures	8.00	gal / \$1000

Metric Units		
Category	Factor	Units
A - Earthwork	1.68	liters / cu m
B – Subbase and Aggregate Base courses	2.58	liters / metric ton
C – HMA Bases, Pavements and Shoulders	4.37	liters / metric ton
D – PCC Bases, Pavements and Shoulders	12.52	liters / cu m
E – Structures	30.28	liters / \$1000

(c) Quantity Conversion Factors.

Category	Conversion	Factor
B	sq yd to ton	0.057 ton / sq yd / in depth
	sq m to metric ton	0.00243 metric ton / sq m / mm depth
C	sq yd to ton	0.056 ton / sq yd / in depth
	sq m to metric ton	0.00239 m ton / sq m / mm depth
D	sq yd to cu yd	0.028 cu yd / sq yd / in depth
	sq m to cu m	0.001 cu m / sq m / mm depth

Method of Adjustment. Fuel cost adjustments will be computed as follows.

$$CA = (FPI_P - FPI_L) \times FUF \times Q$$

Where: CA = Cost Adjustment, \$
FPI_P = Fuel Price Index, as published by the Department for the month the work is performed, \$/gal (\$/liter)
FPI_L = Fuel Price Index, as published by the Department for the month prior to the letting for work paid for at the contract price; or for the month the agreed unit price letter is submitted by the Contractor for extra work paid for by agreed unit price, \$/gal (\$/liter)
FUF = Fuel Usage Factor in the pay item(s) being adjusted
Q = Authorized construction Quantity, tons (metric tons) or cu yd (cu m)

The entire FUF indicated in paragraph (b) will be used regardless of use of trucking to perform the work.

Basis of Payment. Fuel cost adjustments may be positive or negative but will only be made when there is a difference between the FPI_L and FPI_P in excess of five percent, as calculated by:

$$\text{Percent Difference} = \{(FPI_L - FPI_P) \div FPI_L\} \times 100$$

Fuel cost adjustments will be calculated for each calendar month in which applicable work is performed; and will be paid or deducted when all other contract requirements for the items of work are satisfied. The adjustments shall not apply during contract time subject to liquidated damages for completion of the entire contract.

80229

PERFORMANCE GRADED ASPHALT BINDER (BDE)

Effective: January 1, 2023

Revise Article 1032.05 of the Standard Specifications to read:

“1032.05 Performance Graded Asphalt Binder. These materials will be accepted according to the Bureau of Materials Policy Memorandum, “Performance Graded Asphalt Binder Qualification Procedure.” The Department will maintain a qualified producer list. These materials shall be free from water and shall not foam when heated to any temperature below the actual flash point. Air blown asphalt, recycle engine oil bottoms (ReOB), and polyphosphoric acid (PPA) modification shall not be used.

When requested, producers shall provide the Engineer with viscosity/temperature relationships for the performance graded asphalt binders delivered and incorporated in the work.

- (a) Performance Graded (PG) Asphalt Binder. The asphalt binder shall meet the requirements of AASHTO M 320, Table 1 “Standard Specification for Performance Graded Asphalt Binder” for the grade shown on the plans and the following.

Test	Parameter
Small Strain Parameter (AASHTO PP 113) BBR, ΔT_c , 40 hrs PAV (40 hrs continuous or 2 PAV at 20 hrs)	-5 °C min.

- (b) Modified Performance Graded (PG) Asphalt Binder. The asphalt binder shall meet the requirements of AASHTO M 320, Table 1 “Standard Specification for Performance Graded Asphalt Binder” for the grade shown on the plans.

Asphalt binder modification shall be performed at the source, as defined in the Bureau of Materials Policy Memorandum, “Performance Graded Asphalt Binder Qualification Procedure.”

Modified asphalt binder shall be safe to handle at asphalt binder production and storage temperatures or HMA construction temperatures. Safety Data Sheets (SDS) shall be provided for all asphalt modifiers.

- (1) Polymer Modification (SB/SBS or SBR). Elastomers shall be added to the base asphalt binder to achieve the specified performance grade and shall be either a styrene-butadiene diblock, triblock copolymer without oil extension, or a styrene-butadiene rubber. The polymer modified asphalt binder shall be smooth, homogeneous, and be according to the requirements shown in Table 1 or 2 for the grade shown on the plans.

Table 1 - Requirements for Styrene-Butadiene Copolymer (SB/SBS) Modified Asphalt Binders		
Test	Asphalt Grade SB/SBS PG 64-28 SB/SBS PG 70-22	Asphalt Grade SB/SBS PG 64-34 SB/SBS PG 70-28 SB/SBS PG 76-22 SB/SBS PG 76-28
Separation of Polymer ITP, "Separation of Polymer from Asphalt Binder" Difference in °F (°C) of the softening point between top and bottom portions	4 (2) max.	4 (2) max.
TESTS ON RESIDUE FROM ROLLING THIN FILM OVEN TEST (AASHTO T 240)		
Elastic Recovery ASTM D 6084, Procedure A, 77 °F (25 °C), 100 mm elongation, %	60 min.	70 min.

Table 2 - Requirements for Styrene-Butadiene Rubber (SBR) Modified Asphalt Binders		
Test	Asphalt Grade SBR PG 64-28 SBR PG 70-22	Asphalt Grade SB/SBS PG 64-34 SB/SBS PG 70-28 SBR PG 76-22 SBR PG 76-28
Separation of Polymer ITP, "Separation of Polymer from Asphalt Binder" Difference in °F (°C) of the softening point between top and bottom portions	4 (2) max.	4 (2) max.
Toughness ASTM D 5801, 77 °F (25 °C), 20 in./min. (500 mm/min.), in.-lbs (N-m)	110 (12.5) min.	110 (12.5) min.
Tenacity ASTM D 5801, 77 °F (25 °C), 20 in./min. (500 mm/min.), in.-lbs (N-m)	75 (8.5) min.	75 (8.5) min.
TESTS ON RESIDUE FROM ROLLING THIN FILM OVEN TEST (AASHTO T 240)		
Elastic Recovery ASTM D 6084, Procedure A, 77 °F (25 °C), 100 mm elongation, %	40 min.	50 min.

- (2) Ground Tire Rubber (GTR) Modification. GTR modification is the addition of recycled ground tire rubber to liquid asphalt binder to achieve the specified performance grade. GTR shall be produced from processing automobile and/or truck tires by the ambient

grinding method or micronizing through a cryogenic process. GTR shall not exceed 1/16 in. (2 mm) in any dimension and shall not contain free metal particles, moisture that would cause foaming of the asphalt, or other foreign materials. A mineral powder (such as talc) meeting the requirements of AASHTO M 17 may be added, up to a maximum of four percent by weight of GTR to reduce sticking and caking of the GTR particles. When tested in accordance with Illinois Modified AASHTO T 27 “Standard Method of Test for Sieve Analysis of Fine and Coarse Aggregates” or AASHTO PP 74 “Standard Practice for Determination of Size and Shape of Glass Beads Used in Traffic Markings by Means of Computerized Optical Method”, a 50 g sample of the GTR shall conform to the following gradation requirements.

Sieve Size	Percent Passing
No. 16 (1.18 mm)	100
No. 30 (600 µm)	95 ± 5
No. 50 (300 µm)	> 20

GTR modified asphalt binder shall be tested for rotational viscosity according to AASHTO T 316 using spindle S27. GTR modified asphalt binder shall be tested for original dynamic shear and RTFO dynamic shear according to AASHTO T 315 using a gap of 2 mm.

The GTR modified asphalt binder shall meet the requirements of Table 3.

Table 3 - Requirements for Ground Tire Rubber (GTR) Modified Asphalt Binders		
Test	Asphalt Grade GTR PG 64-28 GTR PG 70-22	Asphalt Grade GTR PG 76-22 GTR PG 76-28 GTR PG 70-28
TESTS ON RESIDUE FROM ROLLING THIN FILM OVEN TEST (AASHTO T 240)		
Elastic Recovery ASTM D 6084, Procedure A, 77 °F (25 °C), 100 mm elongation, %	60 min.	70 min.

- (3) Softener Modification (SM). Softener modification is the addition of organic compounds, such as engineered flux, bio-oil blends, modified vegetable oils, glycol amines, and fatty acid derivatives, to the base asphalt binder to achieve the specified performance grade. Softeners shall be dissolved, dispersed, or reacted in the asphalt binder to enhance its performance and shall remain compatible with the asphalt binder with no separation. Softeners shall not be added to modified PG asphalt binder as defined in Articles 1032.05(b)(1) or 1032.05(b)(2).

An Attenuated Total Reflectance-Fourier Transform Infrared spectrum (ATR-FTIR) shall be collected for both the softening compound as well as the softener modified

asphalt binder at the dose intended for qualification. The ATR-FTIR spectra shall be collected on unaged softener modified binder, 20-hour Pressurized Aging Vessel (PAV) aged softener modified binder, and 40-hour PAV aged softener modified binder. The ATR-FTIR shall be collected in accordance with Illinois Test Procedure 601. The electronic files spectral files (in one of the following extensions or equivalent: *.SPA, *.SPG, *.IRD, *.IFG, *.CSV, *.SP, *.IRS, *.GAML, *. [0-9], *.IGM, *.ABS, *.DRT, *.SBM, *.RAS) shall be submitted to the Central Bureau of Materials.

Softener modified asphalt binders shall meet the requirements in Table 4.

Test	Asphalt Grade	
	SM PG 46-28	SM PG 46-34
	SM PG 52-28	SM PG 52-34
	SM PG 58-22	SM PG 58-28
	SM PG 64-22	
Small Strain Parameter (AASHTO PP 113) BBR, ΔT_c , 40 hrs PAV (40 hrs continuous or 2 PAV at 20 hrs)	-5°C min.	
Large Strain Parameter (Illinois Modified AASHTO T 391) DSR/LAS Fatigue Property, $\Delta G^* _{peak}$, 40 hrs PAV (40 hrs continuous or 2 PAV at 20 hrs)	≥ 54 %	

The following grades may be specified as tack coats.

Asphalt Grade	Use
PG 58-22, PG 58-28, PG 64-22	Tack Coat

Revise Article 1031.06(c)(1) and 1031.06(c)(2) of the Standard Specifications to read:

“(1) RAP/RAS. When RAP is used alone or RAP is used in conjunction with RAS, the percentage of virgin ABR shall not exceed the amounts listed in the following table.

Ndesign	Binder	Surface	Polymer Modified Binder or Surface ^{3/}
30	30	30	10
50	25	15	10
70	15	10	10
90	10	10	10

1/ For Low ESAL HMA shoulder and stabilized subbase, the RAP/RAS ABR shall not exceed 50 percent of the mixture.

- 2/ When RAP/RAS ABR exceeds 20 percent, the high and low virgin asphalt binder grades shall each be reduced by one grade (i.e. 25 percent ABR would require a virgin asphalt binder grade of PG 64-22 to be reduced to a PG 58-28).
 - 3/ The maximum ABR percentages for ground tire rubber (GTR) modified mixes shall be equivalent to the percentages specified for SBS/SBR polymer modified mixes.
- (2) FRAP/RAS. When FRAP is used alone or FRAP is used in conjunction with RAS, the percentage of virgin asphalt binder replacement shall not exceed the amounts listed in the following table.

HMA Mixtures - FRAP/RAS Maximum ABR % ^{1/2/}			
Ndesign	Binder	Surface	Polymer Modified Binder or Surface ^{3/}
30	55	45	15
50	45	40	15
70	45	35	15
90	45	35	15
SMA	--	--	25
IL-4.75	--	--	35

- 1/ For Low ESAL HMA shoulder and stabilized subbase, the FRAP/RAS ABR shall not exceed 50 percent of the mixture.
- 2/ When FRAP/RAS ABR exceeds 20 percent for all mixes, the high and low virgin asphalt binder grades shall each be reduced by one grade (i.e. 25 percent ABR would require a virgin asphalt binder grade of PG 64-22 to be reduced to a PG 58-28).
- 3/ The maximum ABR percentages for GTR modified mixes shall be equivalent to the percentages specified for SBS/SBR polymer modified mixes.”

Add the following to the end of Note 2 of Article 1030.03 of the Standard Specifications.

“A dedicated storage tank for the ground tire rubber (GTR) modified asphalt binder shall be provided. This tank shall be capable of providing continuous mechanical mixing throughout and/or recirculation of the asphalt binder to provide a uniform mixture. The tank shall be heated and capable of maintaining the temperature of the asphalt binder at 300 °F to 350 °F (149 °C to 177 °C). The asphalt binder metering systems of dryer drum plants shall be calibrated with the actual GTR modified asphalt binder material with an accuracy of ±0.40 percent.”

SEEDING (BDE)

Effective: November 1, 2022

Revise Article 250.07 of the Standard Specifications to read:

“250.07 Seeding Mixtures. The classes of seeding mixtures and combinations of mixtures will be designated in the plans.

When an area is to be seeded with two or more seeding classes, those mixtures shall be applied separately on the designated area within a seven day period. Seeding shall occur prior to placement of mulch cover. A Class 7 mixture can be applied at any time prior to applying any seeding class or added to them and applied at the same time.

TABLE 1 - SEEDING MIXTURES		
Class - Type	Seeds	lb/acre (kg/hectare)
1 Lawn Mixture 1/	Kentucky Bluegrass	100 (110)
	Perennial Ryegrass	60 (70)
	<i>Festuca rubra</i> ssp. <i>rubra</i> (Creeping Red Fescue)	40 (50)
1A Salt Tolerant Lawn Mixture 1/	Kentucky Bluegrass	60 (70)
	Perennial Ryegrass	20 (20)
	<i>Festuca rubra</i> ssp. <i>rubra</i> (Creeping Red Fescue)	20 (20)
	<i>Festuca brevipilla</i> (Hard Fescue)	20 (20)
	<i>Puccinellia distans</i> (Fulfs Saltgrass or Salty Alkaligrass)	60 (70)
1B Low Maintenance Lawn Mixture 1/	Turf-Type Fine Fescue 3/	150 (170)
	Perennial Ryegrass	20 (20)
	Red Top	10 (10)
	<i>Festuca rubra</i> ssp. <i>rubra</i> (Creeping Red Fescue)	20 (20)
2 Roadside Mixture 1/	<i>Lolium arundinaceum</i> (Tall Fescue)	100 (110)
	Perennial Ryegrass	50 (55)
	<i>Festuca rubra</i> ssp. <i>rubra</i> (Creeping Red Fescue)	40 (50)
	Red Top	10 (10)
2A Salt Tolerant Roadside Mixture 1/	<i>Lolium arundinaceum</i> (Tall Fescue)	60 (70)
	Perennial Ryegrass	20 (20)
	<i>Festuca rubra</i> ssp. <i>rubra</i> (Creeping Red Fescue)	30 (20)
	<i>Festuca brevipila</i> (Hard Fescue)	30 (20)
	<i>Puccinellia distans</i> (Fulfs Saltgrass or Salty Alkaligrass)	60 (70)
3 Northern Illinois Slope Mixture 1/	<i>Elymus canadensis</i> (Canada Wild Rye) 5/	5 (5)
	Perennial Ryegrass	20 (20)
	Alsike Clover 4/	5 (5)
	<i>Desmanthus illinoensis</i> (Illinois Bundleflower) 4/ 5/	2 (2)
	<i>Schizachyrium scoparium</i> (Little Bluestem) 5/	12 (12)
	<i>Bouteloua curtipendula</i> (Side-Oats Grama) 5/	10 (10)
	<i>Puccinellia distans</i> (Fulfs Saltgrass or Salty Alkaligrass)	30 (35)
	Oats, Spring	50 (55)
	Slender Wheat Grass 5/	15 (15)
	Buffalo Grass 5/ 7/	5 (5)
	3A Southern Illinois Slope Mixture 1/	Perennial Ryegrass
<i>Elymus canadensis</i> (Canada Wild Rye) 5/		20 (20)
<i>Panicum virgatum</i> (Switchgrass) 5/		10 (10)
<i>Schizachyrium scoparium</i> (Little Blue Stem) 5/		12 (12)
<i>Bouteloua curtipendula</i> (Side-Oats Grama) 5/		10 (10)
<i>Dalea candida</i> (White Prairie Clover) 4/ 5/		5 (5)
<i>Rudbeckia hirta</i> (Black-Eyed Susan) 5/		5 (5)
Oats, Spring		50 (55)

Class – Type	Seeds	lb/acre (kg/hectare)
4 Native Grass 2/ 6/	<i>Andropogon gerardi</i> (Big Blue Stem) 5/	4 (4)
	<i>Schizachyrium scoparium</i> (Little Blue Stem) 5/	5 (5)
	<i>Bouteloua curtipendula</i> (Side-Oats Grama) 5/	5 (5)
	<i>Elymus canadensis</i> (Canada Wild Rye) 5/	1 (1)
	<i>Panicum virgatum</i> (Switch Grass) 5/	1 (1)
	<i>Sorghastrum nutans</i> (Indian Grass) 5/	2 (2)
	Annual Ryegrass	25 (25)
	Oats, Spring	25 (25)
	Perennial Ryegrass	15 (15)
	4A Low Profile Native Grass 2/ 6/	<i>Schizachyrium scoparium</i> (Little Blue Stem) 5/
<i>Bouteloua curtipendula</i> (Side-Oats Grama) 5/		5 (5)
<i>Elymus canadensis</i> (Canada Wild Rye) 5/		1 (1)
<i>Sporobolus heterolepis</i> (Prairie Dropseed) 5/		0.5 (0.5)
Annual Ryegrass		25 (25)
Oats, Spring		25 (25)
Perennial Ryegrass		15 (15)
4B Wetland Grass and Sedge Mixture 2/ 6/	Annual Ryegrass	25 (25)
	Oats, Spring	25 (25)
	Wetland Grasses (species below) 5/	6 (6)
<u>Species:</u>		<u>% By Weight</u>
<i>Calamagrostis canadensis</i> (Blue Joint Grass)		12
<i>Carex lacustris</i> (Lake-Bank Sedge)		6
<i>Carex slipata</i> (Awl-Fruited Sedge)		6
<i>Carex stricta</i> (Tussock Sedge)		6
<i>Carex vulpinoidea</i> (Fox Sedge)		6
<i>Eleocharis acicularis</i> (Needle Spike Rush)		3
<i>Eleocharis obtusa</i> (Blunt Spike Rush)		3
<i>Glyceria striata</i> (Fowl Manna Grass)		14
<i>Juncus effusus</i> (Common Rush)		6
<i>Juncus tenuis</i> (Slender Rush)		6
<i>Juncus torreyi</i> (Torrey's Rush)		6
<i>Leersia oryzoides</i> (Rice Cut Grass)		10
<i>Scirpus acutus</i> (Hard-Stemmed Bulrush)		3
<i>Scirpus atrovirens</i> (Dark Green Rush)		3
<i>Bolboschoenus fluviatilis</i> (River Bulrush)		3
<i>Schoenoplectus tabernaemontani</i> (Softstem Bulrush)		3
<i>Spartina pectinata</i> (Cord Grass)		4

Class – Type	Seeds	lb/acre (kg/hectare)
5	Forb with Annuals Mixture 2/ 5/ 6/	Annuals Mixture (Below) Forb Mixture (Below)
		1 (1) 10 (10)
	Annuals Mixture - Mixture not exceeding 25 % by weight of any one species, of the following:	
	<i>Coreopsis lanceolata</i> (Sand Coreopsis) <i>Leucanthemum maximum</i> (Shasta Daisy) <i>Gaillardia pulchella</i> (Blanket Flower) <i>Ratibida columnifera</i> (Prairie Coneflower) <i>Rudbeckia hirta</i> (Black-Eyed Susan)	
	Forb Mixture - Mixture not exceeding 5 % by weight PLS of any one species, of the following:	
	<i>Amorpha canescens</i> (Lead Plant) 4/ <i>Anemone cylindrica</i> (Thimble Weed) <i>Asclepias tuberosa</i> (Butterfly Weed) <i>Aster azureus</i> (Sky Blue Aster) <i>Symphotrichum leave</i> (Smooth Aster) <i>Aster novae-angliae</i> (New England Aster) <i>Baptisia leucantha</i> (White Wild Indigo) 4/ <i>Coreopsis palmata</i> (Prairie Coreopsis) <i>Echinacea pallida</i> (Pale Purple Coneflower) <i>Eryngium yuccifolium</i> (Rattlesnake Master) <i>Helianthus mollis</i> (Downy Sunflower) <i>Heliopsis helianthoides</i> (Ox-Eye) <i>Liatris aspera</i> (Rough Blazing Star) <i>Liatris pycnostachya</i> (Prairie Blazing Star) <i>Monarda fistulosa</i> (Prairie Bergamot) <i>Parthenium integrifolium</i> (Wild Quinine) <i>Dalea candida</i> (White Prairie Clover) 4/ <i>Dalea purpurea</i> (Purple Prairie Clover) 4/ <i>Physostegia virginiana</i> (False Dragonhead) <i>Potentilla arguta</i> (Prairie Cinquefoil) <i>Ratibida pinnata</i> (Yellow Coneflower) <i>Rudbeckia subtomentosa</i> (Fragrant Coneflower) <i>Silphium laciniatum</i> (Compass Plant) <i>Silphium terebinthinaceum</i> (Prairie Dock) <i>Oligoneuron rigidum</i> (Rigid Goldenrod) <i>Tradescantia ohiensis</i> (Spiderwort) <i>Veronicastrum virginicum</i> (Culver's Root)	

Class – Type	Seeds	lb/acre (kg/hectare)
5A Large Flower Native Forb Mixture 2/ 5/ 6/	Forb Mixture (see below)	5 (5)
	<u>Species:</u>	<u>% By Weight</u>
	<i>Aster novae-angliae</i> (New England Aster)	5
	<i>Echinacea pallida</i> (Pale Purple Coneflower)	10
	<i>Helianthus mollis</i> (Downy Sunflower)	10
	<i>Heliopsis helianthoides</i> (Ox-Eye)	10
	<i>Liatris pycnostachya</i> (Prairie Blazing Star)	10
	<i>Ratibida pinnata</i> (Yellow Coneflower)	5
	<i>Rudbeckia hirta</i> (Black-Eyed Susan)	10
	<i>Silphium laciniatum</i> (Compass Plant)	10
	<i>Silphium terebinthinaceum</i> (Prairie Dock)	20
	<i>Oligoneuron rigidum</i> (Rigid Goldenrod)	10
5B Wetland Forb 2/ 5/ 6/	Forb Mixture (see below)	2 (2)
	<u>Species:</u>	<u>% By Weight</u>
	<i>Acorus calamus</i> (Sweet Flag)	3
	<i>Angelica atropurpurea</i> (Angelica)	6
	<i>Asclepias incarnata</i> (Swamp Milkweed)	2
	<i>Aster puniceus</i> (Purple Stemmed Aster)	10
	<i>Bidens cernua</i> (Beggarticks)	7
	<i>Eutrochium maculatum</i> (Spotted Joe Pye Weed)	7
	<i>Eupatorium perfoliatum</i> (Boneset)	7
	<i>Helenium autumnale</i> (Autumn Sneezeweed)	2
	<i>Iris virginica shrevei</i> (Blue Flag Iris)	2
	<i>Lobelia cardinalis</i> (Cardinal Flower)	5
	<i>Lobelia siphilitica</i> (Great Blue Lobelia)	5
	<i>Lythrum alatum</i> (Winged Loosestrife)	2
	<i>Physostegia virginiana</i> (False Dragonhead)	5
	<i>Persicaria pensylvanica</i> (Pennsylvania Smartweed)	10
	<i>Persicaria lapathifolia</i> (Curlytop Knotweed)	10
	<i>Pycnanthemum virginianum</i> (Mountain Mint)	5
	<i>Rudbeckia laciniata</i> (Cut-leaf Coneflower)	5
	<i>Oligoneuron riddellii</i> (Riddell Goldenrod)	2
	<i>Sparganium eurycarpum</i> (Giant Burreed)	5
6 Conservation Mixture 2/ 6/	<i>Schizachyrium scoparium</i> (Little Blue Stem) 5/ <i>Elymus canadensis</i> (Canada Wild Rye) 5/ Buffalo Grass 5/ 7/ Vernal Alfalfa 4/ Oats, Spring	5 (5) 2 (2) 5 (5) 15 (15) 48 (55)
6A Salt Tolerant Conservation Mixture 2/ 6/	<i>Schizachyrium scoparium</i> (Little Blue Stem) 5/ <i>Elymus canadensis</i> (Canada Wild Rye) 5/ Buffalo Grass 5/ 7/ Vernal Alfalfa 4/ Oats, Spring <i>Puccinellia distans</i> (Fults Saltgrass or Salty Alkaligrass)	5 (5) 2 (2) 5 (5) 15 (15) 48 (55) 20 (20)
7 Temporary Turf Cover Mixture	Perennial Ryegrass Oats, Spring	50 (55) 64 (70)

Notes:

- 1/ Seeding shall be performed when the ambient temperature has been between 45 °F (7 °C) and 80 °F (27 °C) for a minimum of seven (7) consecutive days and is forecasted to be the same for the next five (5) days according to the National Weather Service.
- 2/ Seeding shall be performed in late fall through spring beginning when the ambient temperature has been below 45 °F (7 °C) for a minimum of seven (7) consecutive days and ending when the ambient temperature exceeds 80 °F (27 °C) according to the National Weather Service.
- 3/ Specific variety as shown in the plans or approved by the Engineer.
- 4/ Inoculation required.
- 5/ Pure Live Seed (PLS) shall be used.
- 6/ Fertilizer shall not be used.
- 7/ Seed shall be primed with KNO_3 to break dormancy and dyed to indicate such.

Seeding will be inspected after a period of establishment. The period of establishment shall be six (6) months minimum, but not to exceed nine (9) months. After the period of establishment, areas not exhibiting 75 percent uniform growth shall be interseeded or reseeded, as determined by the Engineer, at no additional cost to the Department.”

80445

SOURCE OF SUPPLY AND QUALITY REQUIREMENTS (BDE)

Effective: January 2, 2023

Add the following to Article 106.01 of the Standard Specifications:

“The final manufacturing process for construction materials and the immediately preceding manufacturing stage for construction materials shall occur within the United States. Construction materials shall include an article, material, or supply that is or consists primarily of the following.

- (a) Non-ferrous metals;
- (b) Plastic and polymer-based products (including polyvinylchloride, composite building materials, and polymers used in fiber optic cables);
- (c) Glass (including optic glass);
- (d) Lumber;
- (e) Drywall.

Items consisting of two or more of the listed construction materials that have been combined through a manufacturing process, and items including at least one of the listed materials combined with a material that is not listed through a manufacturing process shall be exempt.”

80448

SUBCONTRACTOR AND DBE PAYMENT REPORTING (BDE)

Effective: April 2, 2018

Add the following to Section 109 of the Standard Specifications.

“109.14 Subcontractor and Disadvantaged Business Enterprise Payment Reporting.
The Contractor shall report all payments made to the following parties:

- (a) first tier subcontractors;
- (b) lower tier subcontractors affecting disadvantaged business enterprise (DBE) goal credit;
- (c) material suppliers or trucking firms that are part of the Contractor’s submitted DBE utilization plan.

The report shall be made through the Department’s on-line subcontractor payment reporting system within 21 days of making the payment.”

80397

SUBCONTRACTOR MOBILIZATION PAYMENTS (BDE)

Effective: November 2, 2017

Revised: April 1, 2019

Replace the second paragraph of Article 109.12 of the Standard Specifications with the following:

“This mobilization payment shall be made at least seven days prior to the subcontractor starting work. The amount paid shall be at the following percentage of the amount of the subcontract reported on form BC 260A submitted for the approval of the subcontractor’s work.

Value of Subcontract Reported on Form BC 260A	Mobilization Percentage
Less than \$10,000	25%
\$10,000 to less than \$20,000	20%
\$20,000 to less than \$40,000	18%
\$40,000 to less than \$60,000	16%
\$60,000 to less than \$80,000	14%
\$80,000 to less than \$100,000	12%
\$100,000 to less than \$250,000	10%
\$250,000 to less than \$500,000	9%
\$500,000 to \$750,000	8%
Over \$750,000	7%”

80391

SUBMISSION OF PAYROLL RECORDS (BDE)

Effective: April 1, 2021

Revised: November 1, 2022

FEDERAL AID CONTRACTS. Revise the following section of Check Sheet #1 of the Recurring Special Provisions to read:

“STATEMENTS AND PAYROLLS

The payroll records shall include the worker’s name, the worker’s address, the worker’s telephone number when available, the worker’s social security number, the worker’s classification or classifications, the worker’s gross and net wages paid in each pay period, the worker’s number of hours worked each day, and the worker’s starting and ending times of work each day. However, any Contractor or subcontractor who remits contributions to a fringe benefit fund that is not jointly maintained and jointly governed by one or more employers and one or more labor organization must additionally submit the worker’s hourly wage rate, the worker’s hourly overtime wage rate, the worker’s hourly fringe benefit rates, the name and address of each fringe benefit fund, the plan sponsor of each fringe benefit, if applicable, and the plan administrator of each fringe benefit, if applicable.

The Contractor and each subcontractor shall certify and submit payroll records to the Department each week from the start to the completion of their respective work, except that full social security numbers shall not be included on weekly submittals. Instead, the payrolls shall include an identification number for each employee (e.g., the last four digits of the employee’s social security number). In addition, starting and ending times of work each day may be omitted from the payroll records submitted. The submittals shall be made using LCPTracker Pro software. The software is web-based and can be accessed at <https://lcptracker.com/>. When there has been no activity during a work week, a payroll record shall still be submitted with the appropriate option (“No Work”, “Suspended”, or “Complete”) selected.”

STATE CONTRACTS. Revise Item 3 of Section IV of Check Sheet #5 of the Recurring Special Provisions to read:

- “3. Submission of Payroll Records. The Contractor and each subcontractor shall, no later than the 15th day of each calendar month, file a certified payroll for the immediately preceding month to the Illinois Department of Labor (IDOL) through the Illinois Prevailing Wage Portal in compliance with the State Prevailing Wage Act (820 ILCS 130). The portal can be found on the IDOL website at <https://www2.illinois.gov/idol/Laws-Rules/CONMED/Pages/Prevailing-Wage-Portal.aspx>. Payrolls shall be submitted in the format prescribed by the IDOL.

In addition to filing certified payroll(s) with the IDOL, the Contractor and each subcontractor shall certify and submit payroll records to the Department each week from the start to the completion of their respective work, except that full social security numbers shall not be included on weekly submittals. Instead, the payrolls shall include an

identification number for each employee (e.g., the last four digits of the employee's social security number). In addition, starting and ending times of work each day may be omitted from the payroll records submitted. The submittals shall be made using LCPtracker Pro software. The software is web-based and can be accessed at <https://lcptracker.com/>. When there has been no activity during a work week, a payroll record shall still be submitted with the appropriate option ("No Work", "Suspended", or "Complete") selected."

80437

TRAINING SPECIAL PROVISIONS (BDE)

Effective: October 15, 1975

Revised: September 2, 2021

This Training Special Provision supersedes Section 7b of the Special Provision entitled "Specific Equal Employment Opportunity Responsibilities," and is in implementation of 23 U.S.C. 140(a).

As part of the Contractor's equal employment opportunity affirmative action program, training shall be provided as follows:

The Contractor shall provide on-the-job training aimed at developing full journeyman in the type of trade or job classification involved. The number of trainees to be trained under this contract will be 4. In the event the Contractor subcontracts a portion of the contract work, it shall determine how many, if any, of the trainees are to be trained by the subcontractor, provided however, that the Contractor shall retain the primary responsibility for meeting the training requirements imposed by this special provision. The Contractor shall also ensure that this Training Special Provision is made applicable to such subcontract. Where feasible, 25 percent of apprentices or trainees in each occupation shall be in their first year of apprenticeship or training.

The number of trainees shall be distributed among the work classifications on the basis of the Contractor's needs and the availability of journeymen in the various classifications within the reasonable area of recruitment. Prior to commencing construction, the Contractor shall submit to the Illinois Department of Transportation for approval the number of trainees to be trained in each selected classification and training program to be used. Furthermore, the Contractor shall specify the starting time for training in each of the classifications. The Contractor will be credited for each trainee it employs on the contract work who is currently enrolled or becomes enrolled in an approved program and will be reimbursed for such trainees as provided hereinafter.

Training and upgrading of minorities and women toward journeyman status is a primary objective of this Training Special Provision. Accordingly, the Contractor shall make every effort to enroll minority trainees and women (e.g. by conducting systematic and direct recruitment through public and private sources likely to yield minority and women trainees) to the extent such persons are available within a reasonable area of recruitment. The Contractor will be responsible for demonstrating the steps it has taken in pursuance thereof, prior to a determination as to whether the Contractor is in compliance with this Training Special Provision. This training commitment is not intended, and shall not be used, to discriminate against any applicant for training, whether a member of a minority group or not.

No employee shall be employed as a trainee in any classification in which he or she has successfully completed a training course leading to journeyman status or in which he or she has been employed as a journeyman. The Contractor should satisfy this requirement by including appropriate questions in the employee application or by other suitable means. Regardless of the method used, the Contractor's records should document the findings in each case.

The minimum length and type of training for each classification will be as established in the training program selected by the Contractor and approved by the Illinois Department of Transportation and the Federal Highway Administration. The Illinois Department of Transportation and the Federal Highway Administration shall approve a program, if it is reasonably calculated to meet the equal employment opportunity obligations of the Contractor and to qualify the average trainee for journeyman status in the classification concerned by the end of the training period. Furthermore, apprenticeship programs registered with the U.S. Department of Labor, Bureau of Apprenticeship and Training, or with a State apprenticeship agency recognized by the Bureau and training programs approved by not necessarily sponsored by the U.S. Department of Labor Employment Training Administration shall also be considered acceptable provided it is being administered in a manner consistent with the equal employment obligations of Federal-aid highway construction contracts. Approval or acceptance of a training program shall be obtained from the State prior to commencing work on the classification covered by the program. It is the intention of these provisions that training is to be provided in the construction crafts rather than clerk-typists or secretarial-type positions. Training is permissible in lower level management positions such as office engineers, estimators, timekeepers, etc., where the training is oriented toward construction applications. Training in the laborer classification may be permitted provided that significant and meaningful training is provided and approved by the Illinois Department of Transportation and the Federal Highway Administration. Some offsite training is permissible as long as the training is an integral part of an approved training program and does not comprise a significant part of the overall training.

Except as otherwise noted below, the Contractor will be reimbursed 80 cents per hour of training given an employee on this contract in accordance with an approved training program. As approved by the Engineer, reimbursement will be made for training of persons in excess of the number specified herein. This reimbursement will be made even though the Contractor receives additional training program funds from other sources, provided such other source does not specifically prohibit the Contractor from receiving other reimbursement. Reimbursement for offsite training indicated above may only be made to the Contractor where he does one or more of the following and the trainees are concurrently employed on a Federal-aid project; contributes to the cost of the training, provides the instruction to the trainee or pays the trainee's wages during the offsite training period.

No payment shall be made to the Contractor if either the failure to provide the required training, or the failure to hire the trainee as a journeyman, is caused by the Contractor and evidences a lack of good faith on the part of the Contractor in meeting the requirement of this Training Special Provision. It is normally expected that a trainee will begin his training on the project as soon as feasible after start of work utilizing the skill involved and remain on the project as long as training opportunities exist in his work classification or until he has completed his training program.

It is not required that all trainees be on board for the entire length of the contract. A Contractor will have fulfilled his responsibilities under this Training Special Provision if he has provided acceptable training to the number of trainees specified. The number trained shall be determined on the basis of the total number enrolled on the contract for a significant period.

Trainees will be paid at least 60 percent of the appropriate minimum journeyman's rate specified in the contract for the first half of the training period, 75 percent for the third quarter of the training period, and 90 percent for the last quarter of the training period, unless apprentices or trainees in an approved existing program are enrolled as trainees on this project. In that case, the appropriate rates approved by the Departments of Labor or Transportation in connection with the existing program shall apply to all trainees being trained for the same classification who are covered by this Training Special Provision.

The Contractor shall furnish the trainee a copy of the program he will follow in providing the training. The Contractor shall provide each trainee with a certification showing the type and length of training satisfactorily complete.

The Contractor shall provide for the maintenance of records and furnish periodic reports documenting its performance under this Training Special Provision.

For contracts with an awarded contract value of \$500,000 or more, the Contractor is required to comply with the Illinois Works Apprenticeship Initiative (30 ILCS 559/20-20 to 20-25) and all applicable administrative rules to the extent permitted by Section 20-20(g). For federally funded projects, the number of trainees to be trained under this contract, as stated in the Training Special Provisions, will be the established goal for the Illinois Works Apprenticeship Initiative 30 ILCS 559/20-20(g). The Contractor shall make a good faith effort to meet this goal. For federally funded projects, the Illinois Works Apprenticeship Initiative will be implemented using the FHWA approved OJT procedures. The Contractor must comply with the recordkeeping and reporting obligations of the Illinois Works Apprenticeship Initiative for the life of the project, including the certification as to whether the trainee/apprentice labor hour goals were met.

Method of Measurement. The unit of measurement is in hours.

Basis of Payment. This work will be paid for at the contract unit price of 80 cents per hour for TRAINEES. The estimated total number of hours, unit price, and total price have been included in the schedule of prices.

20338

VEHICLE AND EQUIPMENT WARNING LIGHTS (BDE)

Effective: November 1, 2021

Revised: November 1, 2022

Add the following paragraph after the first paragraph of Article 701.08 of the Standard Specifications:

“The Contractor shall equip all vehicles and equipment with high-intensity oscillating, rotating, or flashing, amber or amber-and-white, warning lights which are visible from all directions. In accordance with 625 ILCS 5/12-215, the lights may only be in operation while the vehicle or equipment is engaged in construction operations.”

80439

WEEKLY DBE TRUCKING REPORTS (BDE)

Effective: June 2, 2012

Revised: November 1, 2021

The Contractor shall submit a weekly report of Disadvantaged Business Enterprise (DBE) trucks hired by the Contractor or subcontractors (i.e. not owned by the Contractor or subcontractors) that are used for DBE goal credit.

The report shall be submitted to the Engineer on Department form "SBE 723" within ten business days following the reporting period. The reporting period shall be Sunday through Saturday for each week reportable trucking activities occur.

Any costs associated with providing weekly DBE trucking reports shall be considered as included in the contract unit prices bid for the various items of work involved and no additional compensation will be allowed.

80302

WORK ZONE TRAFFIC CONTROL DEVICES (BDE)

Effective: March 2, 2020

Add the following to Article 701.03 of the Standard Specifications:

“(q) Temporary Sign Supports 1106.02”

Revise the third paragraph of Article 701.14 of the Standard Specifications to read:

“For temporary sign supports, the Contractor shall provide a FHWA eligibility letter for each device used on the contract. The letter shall provide information for the set-up and use of the device as well as a detailed drawing of the device. The signs shall be supported within 20 degrees of vertical. Weights used to stabilize signs shall be attached to the sign support per the manufacturer’s specifications.”

Revise the first paragraph of Article 701.15 of the Standard Specifications to read:

“**701.15 Traffic Control Devices.** For devices that must meet crashworthiness standards, the Contractor shall provide a manufacturer’s self-certification or a FHWA eligibility letter for each Category 1 device and a FHWA eligibility letter for each Category 2 and Category 3 device used on the contract. The self-certification or letter shall provide information for the set-up and use of the device as well as a detailed drawing of the device.”

Revise the first six paragraphs of Article 1106.02 of the Standard Specifications to read:

“**1106.02 Devices.** Work zone traffic control devices and combinations of devices shall meet crashworthiness standards for their respective categories. The categories are as follows.

Category 1 includes small, lightweight, channelizing and delineating devices that have been in common use for many years and are known to be crashworthy by crash testing of similar devices or years of demonstrable safe performance. These include cones, tubular markers, plastic drums, and delineators, with no attachments (e.g. lights). Category 1 devices manufactured after December 31, 2019 shall be MASH-16 compliant. Category 1 devices manufactured on or before December 31, 2019, and compliant with NCHRP 350 or MASH 2009, may be used on contracts let before December 31, 2024.

Category 2 includes devices that are not expected to produce significant vehicular velocity change but may otherwise be hazardous. These include vertical panels with lights, barricades, temporary sign supports, and Category 1 devices with attachments (e.g. drums with lights). Category 2 devices manufactured after December 31, 2019 shall be MASH-16 compliant. Category 2 devices manufactured on or before December 31, 2019, and compliant with NCHRP 350 or MASH 2009, may be used on contracts let before December 31, 2024.

Category 3 includes devices that are expected to cause significant velocity changes or other potentially harmful reactions to impacting vehicles. These include crash cushions (impact

attenuators), truck mounted attenuators, and other devices not meeting the definitions of Category 1 or 2. Category 3 devices manufactured after December 31, 2019 shall be MASH-16 compliant. Category 3 devices manufactured on or before December 31, 2019, and compliant with NCHRP 350 or MASH 2009, may be used on contracts let before December 31, 2029. Category 3 devices shall be crash tested for Test Level 3 or the test level specified.

Category 4 includes portable or trailer-mounted devices such as arrow boards, changeable message signs, temporary traffic signals, and area lighting supports. It is preferable for Category 4 devices manufactured after December 31, 2019 to be MASH-16 compliant; however, there are currently no crash tested devices in this category, so it remains exempt from the NCHRP 350 or MASH compliance requirement.

For each type of device, when no more than one MASH-16 compliant is available, an NCHRP 350 or MASH-2009 compliant device may be used, even if manufactured after December 31, 2019.”

Revise Articles 1106.02(g), 1106.02(k), and 1106.02(l) to read:

“(g) Truck Mounted/Trailer Mounted Attenuators. The attenuator shall be approved for use at Test Level 3. Test Level 2 may be used for normal posted speeds less than or equal to 45 mph.

(k) Temporary Water Filled Barrier. The water filled barrier shall be a lightweight plastic shell designed to accept water ballast and be on the Department’s qualified product list.

Shop drawings shall be furnished by the manufacturer and shall indicate the deflection of the barrier as determined by acceptance testing; the configuration of the barrier in that test; and the vehicle weight, velocity, and angle of impact of the deflection test. The Engineer shall be provided one copy of the shop drawings.

(l) Movable Traffic Barrier. The movable traffic barrier shall be on the Department’s qualified product list.

Shop drawings shall be furnished by the manufacturer and shall indicate the deflection of the barrier as determined by acceptance testing; the configuration of the barrier in that test; and the vehicle weight, velocity, and angle of impact of the deflection test. The Engineer shall be provided one copy of the shop drawings. The barrier shall be capable of being moved on and off the roadway on a daily basis.”

80427

WORKING DAYS (BDE)

Effective: January 1, 2002

The Contractor shall complete the work within 220 working days.

80071

REQUIRED CONTRACT PROVISIONS FEDERAL-AID CONSTRUCTION CONTRACTS

- I. General
- II. Nondiscrimination
- III. Non-segregated Facilities
- IV. Davis-Bacon and Related Act Provisions
- V. Contract Work Hours and Safety Standards Act Provisions
- VI. Subletting or Assigning the Contract
- VII. Safety: Accident Prevention
- VIII. False Statements Concerning Highway Projects
- IX. Implementation of Clean Air Act and Federal Water Pollution Control Act
- X. Certification Regarding Debarment, Suspension, Ineligibility and Voluntary Exclusion
- XI. Certification Regarding Use of Contract Funds for Lobbying
- XII. Use of United States-Flag Vessels:

ATTACHMENTS

A. Employment and Materials Preference for Appalachian Development Highway System or Appalachian Local Access Road Contracts (included in Appalachian contracts only)

I. GENERAL

1. Form FHWA-1273 must be physically incorporated in each construction contract funded under title 23, United States Code, as required in 23 CFR 633.102(b) (excluding emergency contracts solely intended for debris removal). The contractor (or subcontractor) must insert this form in each subcontract and further require its inclusion in all lower tier subcontracts (excluding purchase orders, rental agreements and other agreements for supplies or services). 23 CFR 633.102(e).

The applicable requirements of Form FHWA-1273 are incorporated by reference for work done under any purchase order, rental agreement or agreement for other services. The prime contractor shall be responsible for compliance by any subcontractor, lower-tier subcontractor or service provider. 23 CFR 633.102(e).

Form FHWA-1273 must be included in all Federal-aid design-build contracts, in all subcontracts and in lower tier subcontracts (excluding subcontracts for design services, purchase orders, rental agreements and other agreements for supplies or services) in accordance with 23 CFR 633.102. The design-builder shall be responsible for compliance by any subcontractor, lower-tier subcontractor or service provider.

Contracting agencies may reference Form FHWA-1273 in solicitation-for-bids or request-for-proposals documents, however, the Form FHWA-1273 must be physically incorporated (not referenced) in all contracts, subcontracts and lower-tier subcontracts (excluding purchase orders, rental agreements and other agreements for supplies or services related to a construction contract). 23 CFR 633.102(b).

2. Subject to the applicability criteria noted in the following sections, these contract provisions shall apply to all work

performed on the contract by the contractor's own organization and with the assistance of workers under the contractor's immediate superintendence and to all work performed on the contract by piecework, station work, or by subcontract. 23 CFR 633.102(d).

3. A breach of any of the stipulations contained in these Required Contract Provisions may be sufficient grounds for withholding of progress payments, withholding of final payment, termination of the contract, suspension / debarment or any other action determined to be appropriate by the contracting agency and FHWA.

4. Selection of Labor: During the performance of this contract, the contractor shall not use convict labor for any purpose within the limits of a construction project on a Federal-aid highway unless it is labor performed by convicts who are on parole, supervised release, or probation. 23 U.S.C. 114(b). The term Federal-aid highway does not include roadways functionally classified as local roads or rural minor collectors. 23 U.S.C. 101(a).

II. NONDISCRIMINATION (23 CFR 230.107(a); 23 CFR Part 230, Subpart A, Appendix A; EO 11246)

The provisions of this section related to 23 CFR Part 230, Subpart A, Appendix A are applicable to all Federal-aid construction contracts and to all related construction subcontracts of \$10,000 or more. The provisions of 23 CFR Part 230 are not applicable to material supply, engineering, or architectural service contracts.

In addition, the contractor and all subcontractors must comply with the following policies: Executive Order 11246, 41 CFR Part 60, 29 CFR Parts 1625-1627, 23 U.S.C. 140, Section 504 of the Rehabilitation Act of 1973, as amended (29 U.S.C. 794), Title VI of the Civil Rights Act of 1964, as amended (42 U.S.C. 2000d et seq.), and related regulations including 49 CFR Parts 21, 26, and 27; and 23 CFR Parts 200, 230, and 633.

The contractor and all subcontractors must comply with: the requirements of the Equal Opportunity Clause in 41 CFR 60-1.4(b) and, for all construction contracts exceeding \$10,000, the Standard Federal Equal Employment Opportunity Construction Contract Specifications in 41 CFR 60-4.3.

Note: The U.S. Department of Labor has exclusive authority to determine compliance with Executive Order 11246 and the policies of the Secretary of Labor including 41 CFR Part 60, and 29 CFR Parts 1625-1627. The contracting agency and the FHWA have the authority and the responsibility to ensure compliance with 23 U.S.C. 140, Section 504 of the Rehabilitation Act of 1973, as amended (29 U.S.C. 794), and Title VI of the Civil Rights Act of 1964, as amended (42 U.S.C. 2000d et seq.), and related regulations including 49 CFR Parts 21, 26, and 27; and 23 CFR Parts 200, 230, and 633.

The following provision is adopted from 23 CFR Part 230, Subpart A, Appendix A, with appropriate revisions to conform to the U.S. Department of Labor (US DOL) and FHWA requirements.

1. Equal Employment Opportunity: Equal Employment Opportunity (EEO) requirements not to discriminate and to take affirmative action to assure equal opportunity as set forth under laws, executive orders, rules, regulations (see 28 CFR Part 35, 29 CFR Part 1630, 29 CFR Parts 1625-1627, 41 CFR Part 60 and 49 CFR Part 27) and orders of the Secretary of Labor as modified by the provisions prescribed herein, and imposed pursuant to 23 U.S.C. 140, shall constitute the EEO and specific affirmative action standards for the contractor's project activities under this contract. The provisions of the Americans with Disabilities Act of 1990 (42 U.S.C. 12101 et seq.) set forth under 28 CFR Part 35 and 29 CFR Part 1630 are incorporated by reference in this contract. In the execution of this contract, the contractor agrees to comply with the following minimum specific requirement activities of EEO:

a. The contractor will work with the contracting agency and the Federal Government to ensure that it has made every good faith effort to provide equal opportunity with respect to all of its terms and conditions of employment and in their review of activities under the contract. 23 CFR 230.409 (g)(4) & (5).

b. The contractor will accept as its operating policy the following statement:

"It is the policy of this Company to assure that applicants are employed, and that employees are treated during employment, without regard to their race, religion, sex, sexual orientation, gender identity, color, national origin, age or disability. Such action shall include: employment, upgrading, demotion, or transfer; recruitment or recruitment advertising; layoff or termination; rates of pay or other forms of compensation; and selection for training, including apprenticeship, pre-apprenticeship, and/or on-the-job training."

2. EEO Officer: The contractor will designate and make known to the contracting officers an EEO Officer who will have the responsibility for and must be capable of effectively administering and promoting an active EEO program and who must be assigned adequate authority and responsibility to do so.

3. Dissemination of Policy: All members of the contractor's staff who are authorized to hire, supervise, promote, and discharge employees, or who recommend such action or are substantially involved in such action, will be made fully cognizant of and will implement the contractor's EEO policy and contractual responsibilities to provide EEO in each grade and classification of employment. To ensure that the above agreement will be met, the following actions will be taken as a minimum:

a. Periodic meetings of supervisory and personnel office employees will be conducted before the start of work and then not less often than once every six months, at which time the contractor's EEO policy and its implementation will be reviewed and explained. The meetings will be conducted by the EEO Officer or other knowledgeable company official.

b. All new supervisory or personnel office employees will be given a thorough indoctrination by the EEO Officer, covering all major aspects of the contractor's EEO obligations within thirty days following their reporting for duty with the contractor.

c. All personnel who are engaged in direct recruitment for the project will be instructed by the EEO Officer in the contractor's procedures for locating and hiring minorities and women.

d. Notices and posters setting forth the contractor's EEO policy will be placed in areas readily accessible to employees, applicants for employment and potential employees.

e. The contractor's EEO policy and the procedures to implement such policy will be brought to the attention of employees by means of meetings, employee handbooks, or other appropriate means.

4. Recruitment: When advertising for employees, the contractor will include in all advertisements for employees the notation: "An Equal Opportunity Employer." All such advertisements will be placed in publications having a large circulation among minorities and women in the area from which the project work force would normally be derived.

a. The contractor will, unless precluded by a valid bargaining agreement, conduct systematic and direct recruitment through public and private employee referral sources likely to yield qualified minorities and women. To meet this requirement, the contractor will identify sources of potential minority group employees and establish with such identified sources procedures whereby minority and women applicants may be referred to the contractor for employment consideration.

b. In the event the contractor has a valid bargaining agreement providing for exclusive hiring hall referrals, the contractor is expected to observe the provisions of that agreement to the extent that the system meets the contractor's compliance with EEO contract provisions. Where implementation of such an agreement has the effect of discriminating against minorities or women, or obligates the contractor to do the same, such implementation violates Federal nondiscrimination provisions.

c. The contractor will encourage its present employees to refer minorities and women as applicants for employment. Information and procedures with regard to referring such applicants will be discussed with employees.

5. Personnel Actions: Wages, working conditions, and employee benefits shall be established and administered, and personnel actions of every type, including hiring, upgrading, promotion, transfer, demotion, layoff, and termination, shall be taken without regard to race, color, religion, sex, sexual orientation, gender identity, national origin, age or disability. The following procedures shall be followed:

a. The contractor will conduct periodic inspections of project sites to ensure that working conditions and employee facilities do not indicate discriminatory treatment of project site personnel.

b. The contractor will periodically evaluate the spread of wages paid within each classification to determine any evidence of discriminatory wage practices.

c. The contractor will periodically review selected personnel actions in depth to determine whether there is evidence of discrimination. Where evidence is found, the contractor will promptly take corrective action. If the review indicates that the discrimination may extend beyond the actions reviewed, such corrective action shall include all affected persons.

d. The contractor will promptly investigate all complaints of alleged discrimination made to the contractor in connection with its obligations under this contract, will attempt to resolve such complaints, and will take appropriate corrective action

within a reasonable time. If the investigation indicates that the discrimination may affect persons other than the complainant, such corrective action shall include such other persons. Upon completion of each investigation, the contractor will inform every complainant of all of their avenues of appeal.

6. Training and Promotion:

a. The contractor will assist in locating, qualifying, and increasing the skills of minorities and women who are applicants for employment or current employees. Such efforts should be aimed at developing full journey level status employees in the type of trade or job classification involved.

b. Consistent with the contractor's work force requirements and as permissible under Federal and State regulations, the contractor shall make full use of training programs (i.e., apprenticeship and on-the-job training programs for the geographical area of contract performance). In the event a special provision for training is provided under this contract, this subparagraph will be superseded as indicated in the special provision. The contracting agency may reserve training positions for persons who receive welfare assistance in accordance with 23 U.S.C. 140(a).

c. The contractor will advise employees and applicants for employment of available training programs and entrance requirements for each.

d. The contractor will periodically review the training and promotion potential of employees who are minorities and women and will encourage eligible employees to apply for such training and promotion.

7. Unions: If the contractor relies in whole or in part upon unions as a source of employees, the contractor will use good faith efforts to obtain the cooperation of such unions to increase opportunities for minorities and women. 23 CFR 230.409. Actions by the contractor, either directly or through a contractor's association acting as agent, will include the procedures set forth below:

a. The contractor will use good faith efforts to develop, in cooperation with the unions, joint training programs aimed toward qualifying more minorities and women for membership in the unions and increasing the skills of minorities and women so that they may qualify for higher paying employment.

b. The contractor will use good faith efforts to incorporate an EEO clause into each union agreement to the end that such union will be contractually bound to refer applicants without regard to their race, color, religion, sex, sexual orientation, gender identity, national origin, age, or disability.

c. The contractor is to obtain information as to the referral practices and policies of the labor union except that to the extent such information is within the exclusive possession of the labor union and such labor union refuses to furnish such information to the contractor, the contractor shall so certify to the contracting agency and shall set forth what efforts have been made to obtain such information.

d. In the event the union is unable to provide the contractor with a reasonable flow of referrals within the time limit set forth in the collective bargaining agreement, the contractor will, through independent recruitment efforts, fill the employment vacancies without regard to race, color, religion, sex, sexual orientation, gender identity, national origin, age, or disability; making full efforts to obtain qualified and/or qualifiable minorities and women. The failure of a union to provide

sufficient referrals (even though it is obligated to provide exclusive referrals under the terms of a collective bargaining agreement) does not relieve the contractor from the requirements of this paragraph. In the event the union referral practice prevents the contractor from meeting the obligations pursuant to Executive Order 11246, as amended, and these special provisions, such contractor shall immediately notify the contracting agency.

8. Reasonable Accommodation for Applicants /

Employees with Disabilities: The contractor must be familiar with the requirements for and comply with the Americans with Disabilities Act and all rules and regulations established thereunder. Employers must provide reasonable accommodation in all employment activities unless to do so would cause an undue hardship.

9. Selection of Subcontractors, Procurement of Materials and Leasing of Equipment:

The contractor shall not discriminate on the grounds of race, color, religion, sex, sexual orientation, gender identity, national origin, age, or disability in the selection and retention of subcontractors, including procurement of materials and leases of equipment. The contractor shall take all necessary and reasonable steps to ensure nondiscrimination in the administration of this contract.

a. The contractor shall notify all potential subcontractors, suppliers, and lessors of their EEO obligations under this contract.

b. The contractor will use good faith efforts to ensure subcontractor compliance with their EEO obligations.

10. Assurances Required:

a. The requirements of 49 CFR Part 26 and the State DOT's FHWA-approved Disadvantaged Business Enterprise (DBE) program are incorporated by reference.

b. The contractor, subrecipient or subcontractor shall not discriminate on the basis of race, color, national origin, or sex in the performance of this contract. The contractor shall carry out applicable requirements of 49 CFR part 26 in the award and administration of DOT-assisted contracts. Failure by the contractor to carry out these requirements is a material breach of this contract, which may result in the termination of this contract or such other remedy as the recipient deems appropriate, which may include, but is not limited to:

- (1) Withholding monthly progress payments;
- (2) Assessing sanctions;
- (3) Liquidated damages; and/or
- (4) Disqualifying the contractor from future bidding as non-responsible.

c. The Title VI and nondiscrimination provisions of U.S. DOT Order 1050.2A at Appendixes A and E are incorporated by reference. 49 CFR Part 21.

11. Records and Reports: The contractor shall keep such records as necessary to document compliance with the EEO requirements. Such records shall be retained for a period of three years following the date of the final payment to the contractor for all contract work and shall be available at reasonable times and places for inspection by authorized representatives of the contracting agency and the FHWA.

a. The records kept by the contractor shall document the following:

(1) The number and work hours of minority and non-minority group members and women employed in each work classification on the project;

(2) The progress and efforts being made in cooperation with unions, when applicable, to increase employment opportunities for minorities and women; and

(3) The progress and efforts being made in locating, hiring, training, qualifying, and upgrading minorities and women.

b. The contractors and subcontractors will submit an annual report to the contracting agency each July for the duration of the project indicating the number of minority, women, and non-minority group employees currently engaged in each work classification required by the contract work. This information is to be reported on [Form FHWA-1391](#). The staffing data should represent the project work force on board in all or any part of the last payroll period preceding the end of July. If on-the-job training is being required by special provision, the contractor will be required to collect and report training data. The employment data should reflect the work force on board during all or any part of the last payroll period preceding the end of July.

III. NONSEGREGATED FACILITIES

This provision is applicable to all Federal-aid construction contracts and to all related construction subcontracts of more than \$10,000. 41 CFR 60-1.5.

As prescribed by 41 CFR 60-1.8, the contractor must ensure that facilities provided for employees are provided in such a manner that segregation on the basis of race, color, religion, sex, sexual orientation, gender identity, or national origin cannot result. The contractor may neither require such segregated use by written or oral policies nor tolerate such use by employee custom. The contractor's obligation extends further to ensure that its employees are not assigned to perform their services at any location under the contractor's control where the facilities are segregated. The term "facilities" includes waiting rooms, work areas, restaurants and other eating areas, time clocks, restrooms, washrooms, locker rooms and other storage or dressing areas, parking lots, drinking fountains, recreation or entertainment areas, transportation, and housing provided for employees. The contractor shall provide separate or single-user restrooms and necessary dressing or sleeping areas to assure privacy between sexes.

IV. DAVIS-BACON AND RELATED ACT PROVISIONS

This section is applicable to all Federal-aid construction projects exceeding \$2,000 and to all related subcontracts and lower-tier subcontracts (regardless of subcontract size), in accordance with 29 CFR 5.5. The requirements apply to all projects located within the right-of-way of a roadway that is functionally classified as Federal-aid highway. 23 U.S.C. 113. This excludes roadways functionally classified as local roads or rural minor collectors, which are exempt. 23 U.S.C. 101. Where applicable law requires that projects be treated as a project on a Federal-aid highway, the provisions of this subpart will apply regardless of the location of the project. Examples include: Surface Transportation Block Grant Program projects funded under 23 U.S.C. 133 [excluding recreational trails projects], the Nationally Significant Freight and Highway

Projects funded under 23 U.S.C. 117, and National Highway Freight Program projects funded under 23 U.S.C. 167.

The following provisions are from the U.S. Department of Labor regulations in 29 CFR 5.5 "Contract provisions and related matters" with minor revisions to conform to the FHWA- 1273 format and FHWA program requirements.

1. Minimum wages (29 CFR 5.5)

a. All laborers and mechanics employed or working upon the site of the work, will be paid unconditionally and not less often than once a week, and without subsequent deduction or rebate on any account (except such payroll deductions as are permitted by regulations issued by the Secretary of Labor under the Copeland Act (29 CFR part 3)), the full amount of wages and bona fide fringe benefits (or cash equivalents thereof) due at time of payment computed at rates not less than those contained in the wage determination of the Secretary of Labor which is attached hereto and made a part hereof, regardless of any contractual relationship which may be alleged to exist between the contractor and such laborers and mechanics.

Contributions made or costs reasonably anticipated for bona fide fringe benefits under section 1(b)(2) of the Davis-Bacon Act on behalf of laborers or mechanics are considered wages paid to such laborers or mechanics, subject to the provisions of paragraph 1.d. of this section; also, regular contributions made or costs incurred for more than a weekly period (but not less often than quarterly) under plans, funds, or programs which cover the particular weekly period, are deemed to be constructively made or incurred during such weekly period. Such laborers and mechanics shall be paid the appropriate wage rate and fringe benefits on the wage determination for the classification of work actually performed, without regard to skill, except as provided in 29 CFR 5.5(a)(4). Laborers or mechanics performing work in more than one classification may be compensated at the rate specified for each classification for the time actually worked therein: Provided, That the employer's payroll records accurately set forth the time spent in each classification in which work is performed. The wage determination (including any additional classification and wage rates conformed under paragraph 1.b. of this section) and the Davis-Bacon poster (WH-1321) shall be posted at all times by the contractor and its subcontractors at the site of the work in a prominent and accessible place where it can be easily seen by the workers.

b. (1) The contracting officer shall require that any class of laborers or mechanics, including helpers, which is not listed in the wage determination and which is to be employed under the contract shall be classified in conformance with the wage determination. The contracting officer shall approve an additional classification and wage rate and fringe benefits therefore only when the following criteria have been met:

(i) The work to be performed by the classification requested is not performed by a classification in the wage determination; and

(ii) The classification is utilized in the area by the construction industry; and

(iii) The proposed wage rate, including any bona fide fringe benefits, bears a reasonable relationship to the wage rates contained in the wage determination.

(2) If the contractor and the laborers and mechanics to be employed in the classification (if known), or their representatives, and the contracting officer agree on the classification and wage rate (including the amount designated for fringe benefits where appropriate), a report of the action taken shall be sent by the contracting officer to the Administrator of the Wage and Hour Division, U.S. Department of Labor, Washington, DC 20210. The Administrator, or an authorized representative, will approve, modify, or disapprove every additional classification action within 30 days of receipt and so advise the contracting officer or will notify the contracting officer within the 30-day period that additional time is necessary.

(3) In the event the contractor, the laborers or mechanics to be employed in the classification or their representatives, and the contracting officer do not agree on the proposed classification and wage rate (including the amount designated for fringe benefits, where appropriate), the contracting officer shall refer the questions, including the views of all interested parties and the recommendation of the contracting officer, to the Administrator for determination. The Administrator, or an authorized representative, will issue a determination within 30 days of receipt and so advise the contracting officer or will notify the contracting officer within the 30-day period that additional time is necessary.

(4) The wage rate (including fringe benefits where appropriate) determined pursuant to paragraphs 1.b.(2) or 1.b.(3) of this section, shall be paid to all workers performing work in the classification under this contract from the first day on which work is performed in the classification.

c. Whenever the minimum wage rate prescribed in the contract for a class of laborers or mechanics includes a fringe benefit which is not expressed as an hourly rate, the contractor shall either pay the benefit as stated in the wage determination or shall pay another bona fide fringe benefit or an hourly cash equivalent thereof.

d. If the contractor does not make payments to a trustee or other third person, the contractor may consider as part of the wages of any laborer or mechanic the amount of any costs reasonably anticipated in providing bona fide fringe benefits under a plan or program, Provided, That the Secretary of Labor has found, upon the written request of the contractor, that the applicable standards of the Davis-Bacon Act have been met. The Secretary of Labor may require the contractor to set aside in a separate account assets for the meeting of obligations under the plan or program.

2. Withholding (29 CFR 5.5)

The contracting agency shall upon its own action or upon written request of an authorized representative of the Department of Labor, withhold or cause to be withheld from the contractor under this contract, or any other Federal contract with the same prime contractor, or any other federally- assisted contract subject to Davis-Bacon prevailing wage requirements, which is held by the same prime contractor, so much of the accrued payments or advances as may be considered necessary to pay laborers and mechanics,

including apprentices, trainees, and helpers, employed by the contractor or any subcontractor the full amount of wages required by the contract. In the event of failure to pay any laborer or mechanic, including any apprentice, trainee, or helper, employed or working on the site of the work, all or part of the wages required by the contract, the contracting agency may, after written notice to the contractor, take such action as may be necessary to cause the suspension of any further payment, advance, or guarantee of funds until such violations have ceased.

3. Payrolls and basic records (29 CFR 5.5)

a. Payrolls and basic records relating thereto shall be maintained by the contractor during the course of the work and preserved for a period of three years thereafter for all laborers and mechanics working at the site of the work. Such records shall contain the name, address, and social security number of each such worker, his or her correct classification, hourly rates of wages paid (including rates of contributions or costs anticipated for bona fide fringe benefits or cash equivalents thereof of the types described in section 1(b)(2)(B) of the Davis-Bacon Act), daily and weekly number of hours worked, deductions made and actual wages paid. Whenever the Secretary of Labor has found under 29 CFR 5.5(a)(1)(iv) that the wages of any laborer or mechanic include the amount of any costs reasonably anticipated in providing benefits under a plan or program described in section 1(b)(2)(B) of the Davis-Bacon Act, the contractor shall maintain records which show that the commitment to provide such benefits is enforceable, that the plan or program is financially responsible, and that the plan or program has been communicated in writing to the laborers or mechanics affected, and records which show the costs anticipated or the actual cost incurred in providing such benefits. Contractors employing apprentices or trainees under approved programs shall maintain written evidence of the registration of apprenticeship programs and certification of trainee programs, the registration of the apprentices and trainees, and the ratios and wage rates prescribed in the applicable programs.

b.(1) The contractor shall submit weekly for each week in which any contract work is performed a copy of all payrolls to the contracting agency. The payrolls submitted shall set out accurately and completely all of the information required to be maintained under 29 CFR 5.5(a)(3)(i), except that full social security numbers and home addresses shall not be included on weekly transmittals. Instead the payrolls shall only need to include an individually identifying number for each employee (e.g., the last four digits of the employee's social security number). The required weekly payroll information may be submitted in any form desired. Optional Form WH-347 is available for this purpose from the Wage and Hour Division Web site. The prime contractor is responsible for the submission of copies of payrolls by all subcontractors. Contractors and subcontractors shall maintain the full social security number and current address of each covered worker, and shall provide them upon request to the contracting agency for transmission to the State DOT, the FHWA or the Wage and Hour Division of the Department of Labor for purposes of an investigation or audit of compliance with prevailing wage requirements. It is not a violation of this section for a prime contractor to require a subcontractor to provide addresses and social security numbers to the prime contractor for its own records, without weekly submission to the contracting agency.

(2) Each payroll submitted shall be accompanied by a "Statement of Compliance," signed by the contractor or

subcontractor or his or her agent who pays or supervises the payment of the persons employed under the contract and shall certify the following:

(i) That the payroll for the payroll period contains the information required to be provided under 29 CFR 5.5(a)(3)(ii), the appropriate information is being maintained under 29 CFR 5.5(a)(3)(i), and that such information is correct and complete;

(ii) That each laborer or mechanic (including each helper, apprentice, and trainee) employed on the contract during the payroll period has been paid the full weekly wages earned, without rebate, either directly or indirectly, and that no deductions have been made either directly or indirectly from the full wages earned, other than permissible deductions as set forth in 29 CFR part 3;

(iii) That each laborer or mechanic has been paid not less than the applicable wage rates and fringe benefits or cash equivalents for the classification of work performed, as specified in the applicable wage determination incorporated into the contract.

(3) The weekly submission of a properly executed certification set forth on the reverse side of Optional Form WH-347 shall satisfy the requirement for submission of the "Statement of Compliance" required by paragraph 3.b.(2) of this section.

(4) The falsification of any of the above certifications may subject the contractor or subcontractor to civil or criminal prosecution under 18 U.S.C. 1001 and 31 U.S.C. 231.

c. The contractor or subcontractor shall make the records required under paragraph 3.a. of this section available for inspection, copying, or transcription by authorized representatives of the contracting agency, the State DOT, the FHWA, or the Department of Labor, and shall permit such representatives to interview employees during working hours on the job. If the contractor or subcontractor fails to submit the required records or to make them available, the FHWA may, after written notice to the contractor, the contracting agency or the State DOT, take such action as may be necessary to cause the suspension of any further payment, advance, or guarantee of funds. Furthermore, failure to submit the required records upon request or to make such records available may be grounds for debarment action pursuant to 29 CFR 5.12.

4. Apprentices and trainees (29 CFR 5.5)

a. Apprentices (programs of the USDOL).

Apprentices will be permitted to work at less than the predetermined rate for the work they performed when they are employed pursuant to and individually registered in a bona fide apprenticeship program registered with the U.S. Department of Labor, Employment and Training Administration, Office of Apprenticeship Training, Employer and Labor Services, or with a State Apprenticeship Agency recognized by the Office, or if a person is employed in his or her first 90 days of probationary employment as an apprentice in such an apprenticeship program, who is not individually registered in the program, but who has been certified by the Office of Apprenticeship Training, Employer and Labor Services or a State

Apprenticeship Agency (where appropriate) to be eligible for probationary employment as an apprentice.

The allowable ratio of apprentices to journeymen on the job site in any craft classification shall not be greater than the ratio permitted to the contractor as to the entire work force under the registered program. Any worker listed on a payroll at an apprentice wage rate, who is not registered or otherwise employed as stated above, shall be paid not less than the applicable wage rate on the wage determination for the classification of work actually performed. In addition, any apprentice performing work on the job site in excess of the ratio permitted under the registered program shall be paid not less than the applicable wage rate on the wage determination for the work actually performed. Where a contractor is performing construction on a project in a locality other than that in which its program is registered, the ratios and wage rates (expressed in percentages of the journeyman's hourly rate) specified in the contractor's or subcontractor's registered program shall be observed.

Every apprentice must be paid at not less than the rate specified in the registered program for the apprentice's level of progress, expressed as a percentage of the journeymen hourly rate specified in the applicable wage determination. Apprentices shall be paid fringe benefits in accordance with the provisions of the apprenticeship program. If the apprenticeship program does not specify fringe benefits, apprentices must be paid the full amount of fringe benefits listed on the wage determination for the applicable classification. If the Administrator determines that a different practice prevails for the applicable apprentice classification, fringes shall be paid in accordance with that determination.

In the event the Office of Apprenticeship Training, Employer and Labor Services, or a State Apprenticeship Agency recognized by the Office, withdraws approval of an apprenticeship program, the contractor will no longer be permitted to utilize apprentices at less than the applicable predetermined rate for the work performed until an acceptable program is approved.

b. Trainees (programs of the USDOL).

Except as provided in 29 CFR 5.16, trainees will not be permitted to work at less than the predetermined rate for the work performed unless they are employed pursuant to and individually registered in a program which has received prior approval, evidenced by formal certification by the U.S. Department of Labor, Employment and Training Administration.

The ratio of trainees to journeymen on the job site shall not be greater than permitted under the plan approved by the Employment and Training Administration.

Every trainee must be paid at not less than the rate specified in the approved program for the trainee's level of progress, expressed as a percentage of the journeyman hourly rate specified in the applicable wage determination. Trainees shall be paid fringe benefits in accordance with the provisions of the trainee program. If the trainee program does not mention fringe benefits, trainees shall be paid the full amount of fringe benefits listed on the wage determination unless the Administrator of the Wage and Hour Division determines that there is an apprenticeship program associated with the

corresponding journeyman wage rate on the wage determination which provides for less than full fringe benefits for apprentices. Any employee listed on the payroll at a trainee rate who is not registered and participating in a training plan approved by the Employment and Training Administration shall be paid not less than the applicable wage rate on the wage determination for the classification of work actually performed. In addition, any trainee performing work on the job site in excess of the ratio permitted under the registered program shall be paid not less than the applicable wage rate on the wage determination for the work actually performed.

In the event the Employment and Training Administration withdraws approval of a training program, the contractor will no longer be permitted to utilize trainees at less than the applicable predetermined rate for the work performed until an acceptable program is approved.

c. Equal employment opportunity. The utilization of apprentices, trainees and journeymen under this part shall be in conformity with the equal employment opportunity requirements of Executive Order 11246, as amended, and 29 CFR part 30.

d. Apprentices and Trainees (programs of the U.S. DOT).

Apprentices and trainees working under apprenticeship and skill training programs which have been certified by the Secretary of Transportation as promoting EEO in connection with Federal-aid highway construction programs are not subject to the requirements of paragraph 4 of this Section IV. 29 CFR 230.111(e)(2). The straight time hourly wage rates for apprentices and trainees under such programs will be established by the particular programs. The ratio of apprentices and trainees to journeymen shall not be greater than permitted by the terms of the particular program.

5. Compliance with Copeland Act requirements. The contractor shall comply with the requirements of 29 CFR part 3, which are incorporated by reference in this contract as provided in 29 CFR 5.5.

6. Subcontracts. The contractor or subcontractor shall insert Form FHWA-1273 in any subcontracts and also require the subcontractors to include Form FHWA-1273 in any lower tier subcontracts. The prime contractor shall be responsible for the compliance by any subcontractor or lower tier subcontractor with all the contract clauses in 29 CFR 5.5.

7. Contract termination: debarment. A breach of the contract clauses in 29 CFR 5.5 may be grounds for termination of the contract, and for debarment as a contractor and a subcontractor as provided in 29 CFR 5.12.

8. Compliance with Davis-Bacon and Related Act requirements. All rulings and interpretations of the Davis-Bacon and Related Acts contained in 29 CFR parts 1, 3, and 5 are herein incorporated by reference in this contract as provided in 29 CFR 5.5.

9. Disputes concerning labor standards. As provided in 29 CFR 5.5, disputes arising out of the labor standards provisions of this contract shall not be subject to the general disputes clause of this contract. Such disputes shall be resolved in accordance with the procedures of the Department of Labor

set forth in 29 CFR parts 5, 6, and 7. Disputes within the meaning of this clause include disputes between the contractor (or any of its subcontractors) and the contracting agency, the U.S. Department of Labor, or the employees or their representatives.

10. Certification of eligibility (29 CFR 5.5)

a. By entering into this contract, the contractor certifies that neither it (nor he or she) nor any person or firm who has an interest in the contractor's firm is a person or firm ineligible to be awarded Government contracts by virtue of section 3(a) of the Davis-Bacon Act or 29 CFR 5.12(a)(1).

b. No part of this contract shall be subcontracted to any person or firm ineligible for award of a Government contract by virtue of section 3(a) of the Davis-Bacon Act or 29 CFR 5.12(a)(1).

c. The penalty for making false statements is prescribed in the U.S. Criminal Code, 18 U.S.C. 1001.

V. CONTRACT WORK HOURS AND SAFETY STANDARDS ACT

Pursuant to 29 CFR 5.5(b), the following clauses apply to any Federal-aid construction contract in an amount in excess of \$100,000 and subject to the overtime provisions of the Contract Work Hours and Safety Standards Act. These clauses shall be inserted in addition to the clauses required by 29 CFR 5.5(a) or 29 CFR 4.6. As used in this paragraph, the terms laborers and mechanics include watchmen and guards.

1. Overtime requirements. No contractor or subcontractor contracting for any part of the contract work which may require or involve the employment of laborers or mechanics shall require or permit any such laborer or mechanic in any workweek in which he or she is employed on such work to work in excess of forty hours in such workweek unless such laborer or mechanic receives compensation at a rate not less than one and one-half times the basic rate of pay for all hours worked in excess of forty hours in such workweek. 29 CFR 5.5.

2. Violation; liability for unpaid wages; liquidated damages. In the event of any violation of the clause set forth in paragraph 1 of this section, the contractor and any subcontractor responsible therefor shall be liable for the unpaid wages. In addition, such contractor and subcontractor shall be liable to the United States (in the case of work done under contract for the District of Columbia or a territory, to such District or to such territory), for liquidated damages. Such liquidated damages shall be computed with respect to each individual laborer or mechanic, including watchmen and guards, employed in violation of the clause set forth in paragraph 1 of this section, in the sum currently provided in 29 CFR 5.5(b)(2)* for each calendar day on which such individual was required or permitted to work in excess of the standard workweek of forty hours without payment of the overtime wages required by the clause set forth in paragraph 1 of this section. 29 CFR 5.5.

* \$27 as of January 23, 2019 (See 84 FR 213-01, 218) as may be adjusted annually by the Department of Labor; pursuant to the Federal Civil Penalties Inflation Adjustment Act of 1990).

3. Withholding for unpaid wages and liquidated damages.

The FHWA or the contracting agency shall upon its own action or upon written request of an authorized representative of the Department of Labor withhold or cause to be withheld, from any moneys payable on account of work performed by the contractor or subcontractor under any such contract or any other Federal contract with the same prime contractor, or any other federally-assisted contract subject to the Contract Work Hours and Safety Standards Act, which is held by the same prime contractor, such sums as may be determined to be necessary to satisfy any liabilities of such contractor or subcontractor for unpaid wages and liquidated damages as provided in the clause set forth in paragraph 2 of this section. 29 CFR 5.5.

4. Subcontracts. The contractor or subcontractor shall insert in any subcontracts the clauses set forth in paragraphs 1 through 4 of this section and also a clause requiring the subcontractors to include these clauses in any lower tier subcontracts. The prime contractor shall be responsible for compliance by any subcontractor or lower tier subcontractor with the clauses set forth in paragraphs 1 through 4 of this section. 29 CFR 5.5.

VI. SUBLETTING OR ASSIGNING THE CONTRACT

This provision is applicable to all Federal-aid construction contracts on the National Highway System pursuant to 23 CFR 635.116.

1. The contractor shall perform with its own organization contract work amounting to not less than 30 percent (or a greater percentage if specified elsewhere in the contract) of the total original contract price, excluding any specialty items designated by the contracting agency. Specialty items may be performed by subcontract and the amount of any such specialty items performed may be deducted from the total original contract price before computing the amount of work required to be performed by the contractor's own organization (23 CFR 635.116).

a. The term "perform work with its own organization" in paragraph 1 of Section VI refers to workers employed or leased by the prime contractor, and equipment owned or rented by the prime contractor, with or without operators. Such term does not include employees or equipment of a subcontractor or lower tier subcontractor, agents of the prime contractor, or any other assignees. The term may include payments for the costs of hiring leased employees from an employee leasing firm meeting all relevant Federal and State regulatory requirements. Leased employees may only be included in this term if the prime contractor meets all of the following conditions: (based on longstanding interpretation)

- (1) the prime contractor maintains control over the supervision of the day-to-day activities of the leased employees;
- (2) the prime contractor remains responsible for the quality of the work of the leased employees;
- (3) the prime contractor retains all power to accept or exclude individual employees from work on the project; and
- (4) the prime contractor remains ultimately responsible for the payment of predetermined minimum wages, the submission of payrolls, statements of compliance and all other Federal regulatory requirements.

b. "Specialty Items" shall be construed to be limited to work that requires highly specialized knowledge, abilities, or

equipment not ordinarily available in the type of contracting organizations qualified and expected to bid or propose on the contract as a whole and in general are to be limited to minor components of the overall contract. 23 CFR 635.102.

2. Pursuant to 23 CFR 635.116(a), the contract amount upon which the requirements set forth in paragraph (1) of Section VI is computed includes the cost of material and manufactured products which are to be purchased or produced by the contractor under the contract provisions.

3. Pursuant to 23 CFR 635.116(c), the contractor shall furnish (a) a competent superintendent or supervisor who is employed by the firm, has full authority to direct performance of the work in accordance with the contract requirements, and is in charge of all construction operations (regardless of who performs the work) and (b) such other of its own organizational resources (supervision, management, and engineering services) as the contracting officer determines is necessary to assure the performance of the contract.

4. No portion of the contract shall be sublet, assigned or otherwise disposed of except with the written consent of the contracting officer, or authorized representative, and such consent when given shall not be construed to relieve the contractor of any responsibility for the fulfillment of the contract. Written consent will be given only after the contracting agency has assured that each subcontract is evidenced in writing and that it contains all pertinent provisions and requirements of the prime contract. (based on long-standing interpretation of 23 CFR 635.116).

5. The 30-percent self-performance requirement of paragraph (1) is not applicable to design-build contracts; however, contracting agencies may establish their own self-performance requirements. 23 CFR 635.116(d).

VII. SAFETY: ACCIDENT PREVENTION

This provision is applicable to all Federal-aid construction contracts and to all related subcontracts.

1. In the performance of this contract the contractor shall comply with all applicable Federal, State, and local laws governing safety, health, and sanitation (23 CFR Part 635). The contractor shall provide all safeguards, safety devices and protective equipment and take any other needed actions as it determines, or as the contracting officer may determine, to be reasonably necessary to protect the life and health of employees on the job and the safety of the public and to protect property in connection with the performance of the work covered by the contract. 23 CFR 635.108.

2. It is a condition of this contract, and shall be made a condition of each subcontract, which the contractor enters into pursuant to this contract, that the contractor and any subcontractor shall not permit any employee, in performance of the contract, to work in surroundings or under conditions which are unsanitary, hazardous or dangerous to his/her health or safety, as determined under construction safety and health standards (29 CFR Part 1926) promulgated by the Secretary of Labor, in accordance with Section 107 of the Contract Work Hours and Safety Standards Act (40 U.S.C. 3704). 29 CFR 1926.10.

3. Pursuant to 29 CFR 1926.3, it is a condition of this contract that the Secretary of Labor or authorized representative thereof, shall have right of entry to any site of contract performance to inspect or investigate the matter of compliance

with the construction safety and health standards and to carry out the duties of the Secretary under Section 107 of the Contract Work Hours and Safety Standards Act (40 U.S.C. 3704).

VIII. FALSE STATEMENTS CONCERNING HIGHWAY PROJECTS

This provision is applicable to all Federal-aid construction contracts and to all related subcontracts.

In order to assure high quality and durable construction in conformity with approved plans and specifications and a high degree of reliability on statements and representations made by engineers, contractors, suppliers, and workers on Federal-aid highway projects, it is essential that all persons concerned with the project perform their functions as carefully, thoroughly, and honestly as possible. Willful falsification, distortion, or misrepresentation with respect to any facts related to the project is a violation of Federal law. To prevent any misunderstanding regarding the seriousness of these and similar acts, Form FHWA-1022 shall be posted on each Federal-aid highway project (23 CFR Part 635) in one or more places where it is readily available to all persons concerned with the project:

18 U.S.C. 1020 reads as follows:

"Whoever, being an officer, agent, or employee of the United States, or of any State or Territory, or whoever, whether a person, association, firm, or corporation, knowingly makes any false statement, false representation, or false report as to the character, quality, quantity, or cost of the material used or to be used, or the quantity or quality of the work performed or to be performed, or the cost thereof in connection with the submission of plans, maps, specifications, contracts, or costs of construction on any highway or related project submitted for approval to the Secretary of Transportation; or

Whoever knowingly makes any false statement, false representation, false report or false claim with respect to the character, quality, quantity, or cost of any work performed or to be performed, or materials furnished or to be furnished, in connection with the construction of any highway or related project approved by the Secretary of Transportation; or

Whoever knowingly makes any false statement or false representation as to material fact in any statement, certificate, or report submitted pursuant to provisions of the Federal-aid Roads Act approved July 11, 1916, (39 Stat. 355), as amended and supplemented;

Shall be fined under this title or imprisoned not more than 5 years or both."

IX. IMPLEMENTATION OF CLEAN AIR ACT AND FEDERAL WATER POLLUTION CONTROL ACT (42 U.S.C. 7606; 2 CFR 200.88; EO 11738)

This provision is applicable to all Federal-aid construction contracts in excess of \$150,000 and to all related subcontracts. 48 CFR 2.101; 2 CFR 200.326.

By submission of this bid/proposal or the execution of this contract or subcontract, as appropriate, the bidder, proposer, Federal-aid construction contractor, subcontractor, supplier, or vendor agrees to comply with all applicable standards, orders

or regulations issued pursuant to the Clean Air Act (42 U.S.C. 7401-7671q) and the Federal Water Pollution Control Act, as amended (33 U.S.C. 1251-1387). Violations must be reported to the Federal Highway Administration and the Regional Office of the Environmental Protection Agency. 2 CFR Part 200, Appendix II.

The contractor agrees to include or cause to be included the requirements of this Section in every subcontract, and further agrees to take such action as the contracting agency may direct as a means of enforcing such requirements. 2 CFR 200.326.

X. CERTIFICATION REGARDING DEBARMENT, SUSPENSION, INELIGIBILITY AND VOLUNTARY EXCLUSION

This provision is applicable to all Federal-aid construction contracts, design-build contracts, subcontracts, lower-tier subcontracts, purchase orders, lease agreements, consultant contracts or any other covered transaction requiring FHWA approval or that is estimated to cost \$25,000 or more – as defined in 2 CFR Parts 180 and 1200. 2 CFR 180.220 and 1200.220.

1. Instructions for Certification – First Tier Participants:

a. By signing and submitting this proposal, the prospective first tier participant is providing the certification set out below.

b. The inability of a person to provide the certification set out below will not necessarily result in denial of participation in this covered transaction. The prospective first tier participant shall submit an explanation of why it cannot provide the certification set out below. The certification or explanation will be considered in connection with the department or agency's determination whether to enter into this transaction. However, failure of the prospective first tier participant to furnish a certification or an explanation shall disqualify such a person from participation in this transaction. 2 CFR 180.320.

c. The certification in this clause is a material representation of fact upon which reliance was placed when the contracting agency determined to enter into this transaction. If it is later determined that the prospective participant knowingly rendered an erroneous certification, in addition to other remedies available to the Federal Government, the contracting agency may terminate this transaction for cause of default. 2 CFR 180.325.

d. The prospective first tier participant shall provide immediate written notice to the contracting agency to whom this proposal is submitted if any time the prospective first tier participant learns that its certification was erroneous when submitted or has become erroneous by reason of changed circumstances. 2 CFR 180.345 and 180.350.

e. The terms "covered transaction," "debarred," "suspended," "ineligible," "participant," "person," "principal," and "voluntarily excluded," as used in this clause, are defined in 2 CFR Parts 180, Subpart I, 180.900-180.1020, and 1200. "First Tier Covered Transactions" refers to any covered transaction between a recipient or subrecipient of Federal funds and a participant (such as the prime or general contract). "Lower Tier Covered Transactions" refers to any covered transaction under a First Tier Covered Transaction (such as subcontracts). "First Tier Participant" refers to the participant

who has entered into a covered transaction with a recipient or subrecipient of Federal funds (such as the prime or general contractor). "Lower Tier Participant" refers any participant who has entered into a covered transaction with a First Tier Participant or other Lower Tier Participants (such as subcontractors and suppliers).

f. The prospective first tier participant agrees by submitting this proposal that, should the proposed covered transaction be entered into, it shall not knowingly enter into any lower tier covered transaction with a person who is debarred, suspended, declared ineligible, or voluntarily excluded from participation in this covered transaction, unless authorized by the department or agency entering into this transaction. 2 CFR 180.330.

g. The prospective first tier participant further agrees by submitting this proposal that it will include the clause titled "Certification Regarding Debarment, Suspension, Ineligibility and Voluntary Exclusion-Lower Tier Covered Transactions," provided by the department or contracting agency, entering into this covered transaction, without modification, in all lower tier covered transactions and in all solicitations for lower tier covered transactions exceeding the \$25,000 threshold. 2 CFR 180.220 and 180.300.

h. A participant in a covered transaction may rely upon a certification of a prospective participant in a lower tier covered transaction that is not debarred, suspended, ineligible, or voluntarily excluded from the covered transaction, unless it knows that the certification is erroneous. 2 CFR 180.300; 180.320, and 180.325. A participant is responsible for ensuring that its principals are not suspended, debarred, or otherwise ineligible to participate in covered transactions. 2 CFR 180.335. To verify the eligibility of its principals, as well as the eligibility of any lower tier prospective participants, each participant may, but is not required to, check the System for Award Management website (<https://www.sam.gov/>). 2 CFR 180.300, 180.320, and 180.325.

i. Nothing contained in the foregoing shall be construed to require the establishment of a system of records in order to render in good faith the certification required by this clause. The knowledge and information of the prospective participant is not required to exceed that which is normally possessed by a prudent person in the ordinary course of business dealings.

j. Except for transactions authorized under paragraph (f) of these instructions, if a participant in a covered transaction knowingly enters into a lower tier covered transaction with a person who is suspended, debarred, ineligible, or voluntarily excluded from participation in this transaction, in addition to other remedies available to the Federal Government, the department or agency may terminate this transaction for cause or default. 2 CFR 180.325.

* * * * *

2. Certification Regarding Debarment, Suspension, Ineligibility and Voluntary Exclusion – First Tier Participants:

a. The prospective first tier participant certifies to the best of its knowledge and belief, that it and its principals:

(1) Are not presently debarred, suspended, proposed for debarment, declared ineligible, or voluntarily excluded from participating in covered transactions by any Federal department or agency, 2 CFR 180.335;.

(2) Have not within a three-year period preceding this proposal been convicted of or had a civil judgment rendered against them for commission of fraud or a criminal offense in connection with obtaining, attempting to obtain, or performing a public (Federal, State, or local) transaction or contract under a public transaction; violation of Federal or State antitrust statutes or commission of embezzlement, theft, forgery, bribery, falsification or destruction of records, making false statements, or receiving stolen property, 2 CFR 180.800;

(3) Are not presently indicted for or otherwise criminally or civilly charged by a governmental entity (Federal, State or local) with commission of any of the offenses enumerated in paragraph (a)(2) of this certification, 2 CFR 180.700 and 180.800; and

(4) Have not within a three-year period preceding this application/proposal had one or more public transactions (Federal, State or local) terminated for cause or default. 2 CFR 180.335(d).

(5) Are not a corporation that has been convicted of a felony violation under any Federal law within the two-year period preceding this proposal (USDOT Order 4200.6 implementing appropriations act requirements); and

(6) Are not a corporation with any unpaid Federal tax liability that has been assessed, for which all judicial and administrative remedies have been exhausted, or have lapsed, and that is not being paid in a timely manner pursuant to an agreement with the authority responsible for collecting the tax liability (USDOT Order 4200.6 implementing appropriations act requirements).

b. Where the prospective participant is unable to certify to any of the statements in this certification, such prospective participant should attach an explanation to this proposal. 2 CFR 180.335 and 180.340.

3. Instructions for Certification - Lower Tier Participants:

(Applicable to all subcontracts, purchase orders, and other lower tier transactions requiring prior FHWA approval or estimated to cost \$25,000 or more - 2 CFR Parts 180 and 1200). 2 CFR 180.220 and 1200.220.

a. By signing and submitting this proposal, the prospective lower tier participant is providing the certification set out below.

b. The certification in this clause is a material representation of fact upon which reliance was placed when this transaction was entered into. If it is later determined that the prospective lower tier participant knowingly rendered an erroneous certification, in addition to other remedies available to the Federal Government, the department, or agency with which this transaction originated may pursue available remedies, including suspension and/or debarment.

c. The prospective lower tier participant shall provide immediate written notice to the person to which this proposal is submitted if at any time the prospective lower tier participant learns that its certification was erroneous by reason of changed circumstances. 2 CFR 180.365.

d. The terms "covered transaction," "debarred," "suspended," "ineligible," "participant," "person," "principal," and "voluntarily excluded," as used in this clause, are defined in 2 CFR Parts 180, Subpart I, 180.900 – 180.1020, and 1200. You may contact the person to which this proposal is

submitted for assistance in obtaining a copy of those regulations. "First Tier Covered Transactions" refers to any covered transaction between a recipient or subrecipient of Federal funds and a participant (such as the prime or general contractor). "Lower Tier Covered Transactions" refers to any covered transaction under a First Tier Covered Transaction (such as subcontracts). "First Tier Participant" refers to the participant who has entered into a covered transaction with a recipient or subrecipient of Federal funds (such as the prime or general contractor). "Lower Tier Participant" refers any participant who has entered into a covered transaction with a First Tier Participant or other Lower Tier Participants (such as subcontractors and suppliers).

e. The prospective lower tier participant agrees by submitting this proposal that, should the proposed covered transaction be entered into, it shall not knowingly enter into any lower tier covered transaction with a person who is debarred, suspended, declared ineligible, or voluntarily excluded from participation in this covered transaction, unless authorized by the department or agency with which this transaction originated. 2 CFR 1200.220 and 1200.332.

f. The prospective lower tier participant further agrees by submitting this proposal that it will include this clause titled "Certification Regarding Debarment, Suspension, Ineligibility and Voluntary Exclusion-Lower Tier Covered Transaction," without modification, in all lower tier covered transactions and in all solicitations for lower tier covered transactions exceeding the \$25,000 threshold. 2 CFR 180.220 and 1200.220.

g. A participant in a covered transaction may rely upon a certification of a prospective participant in a lower tier covered transaction that is not debarred, suspended, ineligible, or voluntarily excluded from the covered transaction, unless it knows that the certification is erroneous. A participant is responsible for ensuring that its principals are not suspended, debarred, or otherwise ineligible to participate in covered transactions. To verify the eligibility of its principals, as well as the eligibility of any lower tier prospective participants, each participant may, but is not required to, check the System for Award Management website (<https://www.sam.gov/>), which is compiled by the General Services Administration. 2 CFR 180.300, 180.320, 180.330, and 180.335.

h. Nothing contained in the foregoing shall be construed to require establishment of a system of records in order to render in good faith the certification required by this clause. The knowledge and information of participant is not required to exceed that which is normally possessed by a prudent person in the ordinary course of business dealings.

i. Except for transactions authorized under paragraph e of these instructions, if a participant in a covered transaction knowingly enters into a lower tier covered transaction with a person who is suspended, debarred, ineligible, or voluntarily excluded from participation in this transaction, in addition to other remedies available to the Federal Government, the department or agency with which this transaction originated may pursue available remedies, including suspension and/or debarment. 2 CFR 180.325.

Certification Regarding Debarment, Suspension, Ineligibility and Voluntary Exclusion--Lower Tier Participants:

1. The prospective lower tier participant certifies, by submission of this proposal, that neither it nor its principals:

(a) is presently debarred, suspended, proposed for debarment, declared ineligible, or voluntarily excluded from participating in covered transactions by any Federal department or agency, 2 CFR 180.355;

(b) is a corporation that has been convicted of a felony violation under any Federal law within the two-year period preceding this proposal (USDOT Order 4200.6 implementing appropriations act requirements); and

(c) is a corporation with any unpaid Federal tax liability that has been assessed, for which all judicial and administrative remedies have been exhausted, or have lapsed, and that is not being paid in a timely manner pursuant to an agreement with the authority responsible for collecting the tax liability. (USDOT Order 4200.6 implementing appropriations act requirements)

2. Where the prospective lower tier participant is unable to certify to any of the statements in this certification, such prospective participant should attach an explanation to this proposal.

XI. CERTIFICATION REGARDING USE OF CONTRACT FUNDS FOR LOBBYING

This provision is applicable to all Federal-aid construction contracts and to all related subcontracts which exceed \$100,000. 49 CFR Part 20, App. A.

1. The prospective participant certifies, by signing and submitting this bid or proposal, to the best of his or her knowledge and belief, that:

a. No Federal appropriated funds have been paid or will be paid, by or on behalf of the undersigned, to any person for influencing or attempting to influence an officer or employee of any Federal agency, a Member of Congress, an officer or employee of Congress, or an employee of a Member of Congress in connection with the awarding of any Federal contract, the making of any Federal grant, the making of any Federal loan, the entering into of any cooperative agreement, and the extension, continuation, renewal, amendment, or modification of any Federal contract, grant, loan, or cooperative agreement.

b. If any funds other than Federal appropriated funds have been paid or will be paid to any person for influencing or attempting to influence an officer or employee of any Federal agency, a Member of Congress, an officer or employee of Congress, or an employee of a Member of Congress in connection with this Federal contract, grant, loan, or cooperative agreement, the undersigned shall complete and submit Standard Form-LLL, "Disclosure Form to Report Lobbying," in accordance with its instructions.

2. This certification is a material representation of fact upon which reliance was placed when this transaction was made or entered into. Submission of this certification is a prerequisite for making or entering into this transaction imposed by 31 U.S.C. 1352. Any person who fails to file the required certification shall be subject to a civil penalty of not less than \$10,000 and not more than \$100,000 for each such failure.

3. The prospective participant also agrees by submitting its bid or proposal that the participant shall require that the language of this certification be included in all lower tier

subcontracts, which exceed \$100,000 and that all such recipients shall certify and disclose accordingly.

XII. USE OF UNITED STATES-FLAG VESSELS:

This provision is applicable to all Federal-aid construction contracts, design-build contracts, subcontracts, lower-tier subcontracts, purchase orders, lease agreements, or any other covered transaction. 46 CFR Part 381.

This requirement applies to material or equipment that is acquired for a specific Federal-aid highway project. 46 CFR 381.7. It is not applicable to goods or materials that come into inventories independent of an FHWA funded-contract.

When oceanic shipments (or shipments across the Great Lakes) are necessary for materials or equipment acquired for a specific Federal-aid construction project, the bidder, proposer, contractor, subcontractor, or vendor agrees:

1. To utilize privately owned United States-flag commercial vessels to ship at least 50 percent of the gross tonnage (computed separately for dry bulk carriers, dry cargo liners, and tankers) involved, whenever shipping any equipment, material, or commodities pursuant to this contract, to the extent such vessels are available at fair and reasonable rates for United States-flag commercial vessels. 46 CFR 381.7.
2. To furnish within 20 days following the date of loading for shipments originating within the United States or within 30 working days following the date of loading for shipments originating outside the United States, a legible copy of a rated, 'on-board' commercial ocean bill-of-lading in English for each shipment of cargo described in paragraph (b)(1) of this section to both the Contracting Officer (through the prime contractor in the case of subcontractor bills-of-lading) and to the Office of Cargo and Commercial Sealift (MAR-620), Maritime Administration, Washington, DC 20590. (MARAD requires copies of the ocean carrier's (master) bills of lading, certified onboard, dated, with rates and charges. These bills of lading may contain business sensitive information and therefore may be submitted directly to MARAD by the Ocean Transportation Intermediary on behalf of the contractor). 46 CFR 381.7.

Contract Provision - Cargo Preference Requirements

In accordance with Title 46 CFR § 381.7 (b), the contractor agrees—

“(1) To utilize privately owned United States-flag commercial vessels to ship at least 50 percent of the gross tonnage (computed separately for dry bulk carriers, dry cargo liners, and tankers) involved, whenever shipping any equipment, material, or commodities pursuant to this contract, to the extent such vessels are available at fair and reasonable rates for United States-flag commercial vessels.

(2) To furnish within 20 days following the date of loading for shipments originating within the United States or within 30 working days following the date of loading for shipments originating outside the United States, a legible copy of a rated, ‘on-board’ commercial ocean bill-of-lading in English for each shipment of cargo described in paragraph (b) (1) of this section to both the Contracting Officer (through the prime contractor in the case of subcontractor bills-of-lading) and to the Division of National Cargo, Office of Market Development, Maritime Administration, Washington, DC 20590.

(3) To insert the substance of the provisions of this clause in all subcontracts issued pursuant to this contract.”

Provisions (1) and (2) apply to materials or equipment that are acquired solely for the project. The two provisions do not apply to goods or materials that come into inventories independent of the project, such as shipments of Portland cement, asphalt cement, or aggregates, when industry suppliers and contractors use these materials to replenish existing inventories.

