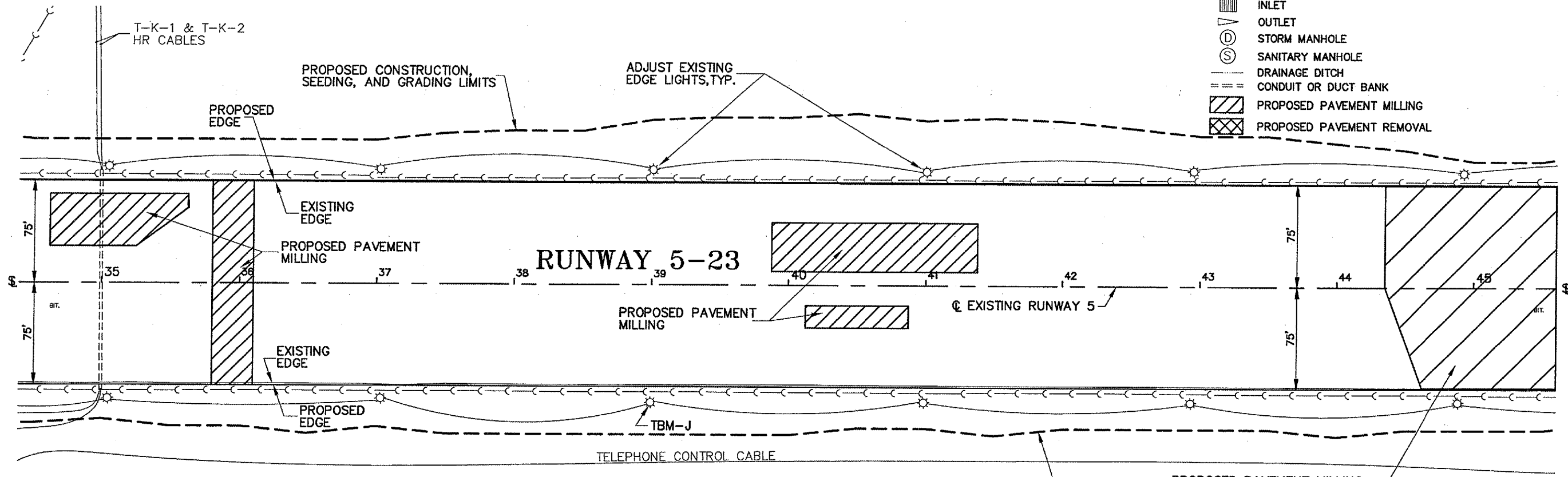


QUAD CITY INTERNATIONAL AIRPORT  
 RUNWAY 5-23 OVERLAY, PHASE II  
 ILL. MLI-3530, QU096  
 SHEET 15 OF 54

NOTE:  
 1. STRINGLINES SHALL BE REQUIRED FOR PAVEMENT MILLING ON  
 RUNWAY 5-23. SEE SPECIAL PROVISIONS FOR ADDITIONAL INFORMATION.

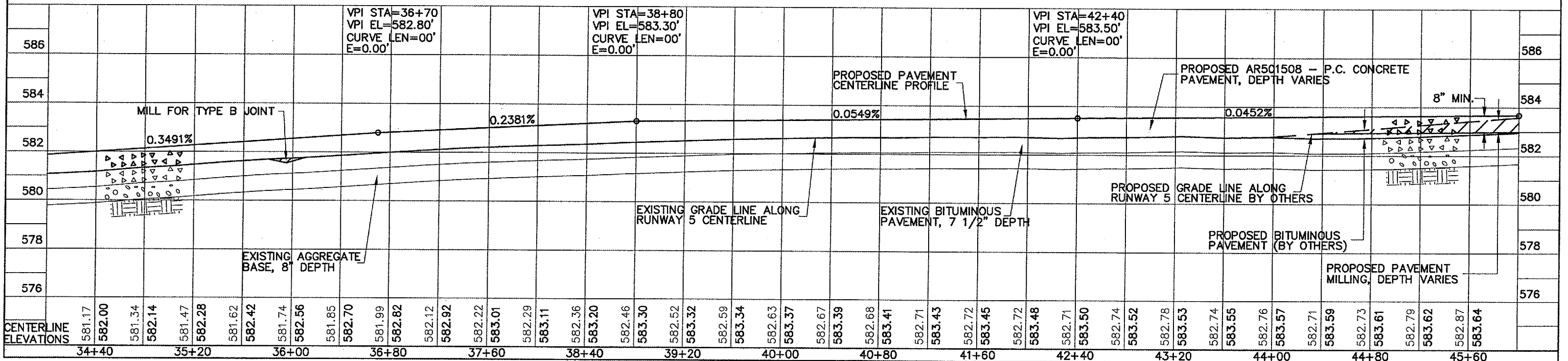
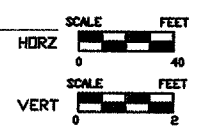
- LEGEND:
- EDGE LIGHT
  - GUIDANCE SIGN
  - ELECTRICAL CABLE
  - STORM SEWER OR UNDERDRAIN
  - INLET
  - OUTLET
  - STORM MANHOLE
  - SANITARY MANHOLE
  - DRAINAGE DITCH
  - CONDUIT OR DUCT BANK
  - PROPOSED PAVEMENT MILLING
  - PROPOSED PAVEMENT REMOVAL



TEMPORARY BENCH MARKS		
B.M.	ELEV.	DESCRIPTION
TBM J	581.20	CHIS. □ S. EDGE OF 4TH RNVY LIGHT, N.E. OF T-E, S. OF R-5, STATION 39+00, RT. 87°
TBM K	581.38	CHIS. □ N.E. COR. R-5 HOLD SIGN, S. SIDE OF RNVY 5 @ MID-FIELD STATION 45+70, RT. 127°

PROPOSED CONSTRUCTION, SEEDING, AND GRADING LIMITS

PROPOSED PAVEMENT MILLING TO A POINT THAT IS 8" BELOW THE PROPOSED SURFACE



RUNWAY 5-23 PLAN & PROFILE STA 34+60 TO STA 45+60 15/54

G:\airport\A05T026\PP1.dwg, 1/23/2006 10:51:25 AM, jefm