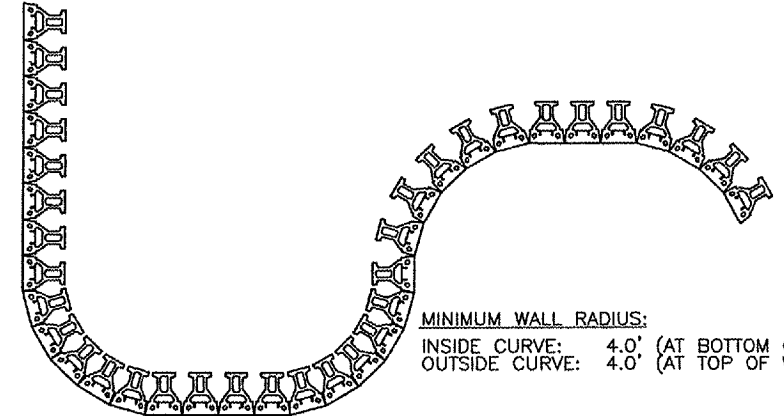


PROJECT NO.	SECTION	COUNTY	TOTAL SHEETS	SHEET NO.
939701-00022-00-RP	MADISON	72	51	
STA.		TO STA.		

CONTRACT NO. 97269

NOTE:

- CHECK WITH MANUFACTURER SPECIFICATIONS ON CORRECT BACKFILL PROCEDURE.



MINIMUM WALL RADIUS:
 INSIDE CURVE: 4.0' (AT BOTTOM OF WALL)
 OUTSIDE CURVE: 4.0' (AT TOP OF WALL)

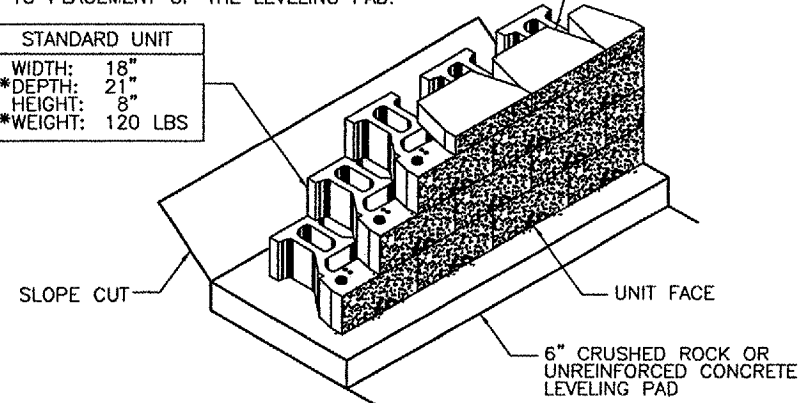
WALL INSTALLATION ON CURVES
N.T.S.

BASE LEVELING PAD NOTES:

- THE LEVELING PAD IS TO BE CONSTRUCTED OF CRUSHED STONE OR 2,000 PSI± UNREINFORCED CONCRETE.
- THE BASE FOUNDATION IS TO BE APPROVED BY THE SITE RESIDENT ENGINEER PRIOR TO PLACEMENT OF THE LEVELING PAD.

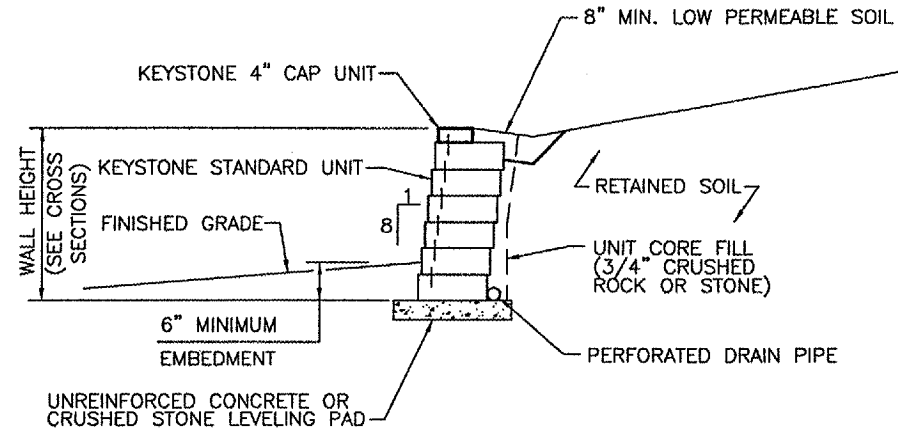
STANDARD UNIT
 WIDTH: 18"
 *DEPTH: 21"
 HEIGHT: 8"
 *WEIGHT: 120 LBS

MINI CAP UNIT
 WIDTH: 18"
 *DEPTH: 10"
 HEIGHT: 4"
 *WEIGHT: 50 LBS

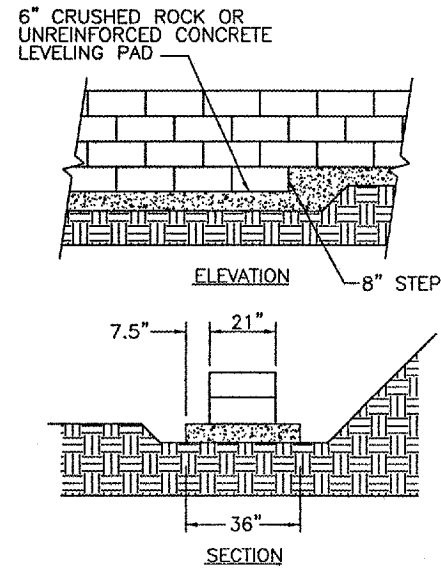


STANDARD UNIT/BASE PAD ISOMETRIC VIEW
N.T.S.

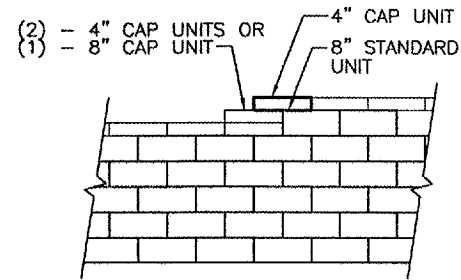
*DIMENSIONS & WEIGHT MAY VARY BY REGION



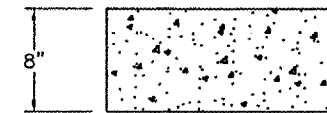
TYPICAL GRAVITY WALL SECTION
STANDARD UNIT - 1" MINIMUM SETBACK



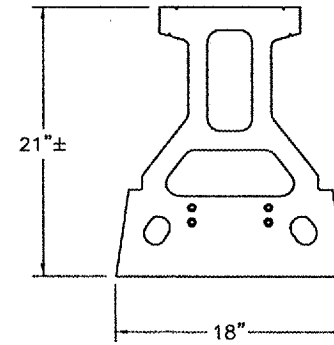
LEVELING PAD DETAIL
N.T.S.



TOP OF WALL STEPS
N.T.S.



STANDARD ELEVATION



STANDARD PLAN
STANDARD UNIT
N.T.S.

REVISIONS	
NAME	DATE

RETAINING WALL
 DETAILS
 (STANDARD UNIT)
 LOWER MARINE ROAD IMPROVEMENTS
 CITY OF TROY
 MADISON COUNTY, ILLINOIS

P:\000139a\dwg\000139a\002.dwg 12/9/2005 11:07:55 AM CST