CONTRACT NO. 66565

F.A.P. RTE.	SECTION	COUNTY	TOTAL SHEETS	SHEET NO.
681	113BR-2	LIVINGSTON	47	43
STA.		TO STA.		
FED. ROAD DIST. NO.	ILLINOIS	FED. AID PROJECT		

SHEET NO. B31

OF 31 SHEETS

STATE OF ILLINOIS
DEPARTMENT OF TRANSPORTATION

STATE OF ILLINOIS
DEPARTMENT OF TRANSPORTATION

ROUTE NO.	SECTION	COUNTY	TOTAL SHEETS	SHEET NO.
S.B.I. Rte. 116	113B-1	LIVINGSTON		
FEDERAL DIST. NO. 7	ILLINOIS	FEDERAL PROJECT		

SHEET NO. 2
2 SHEETS

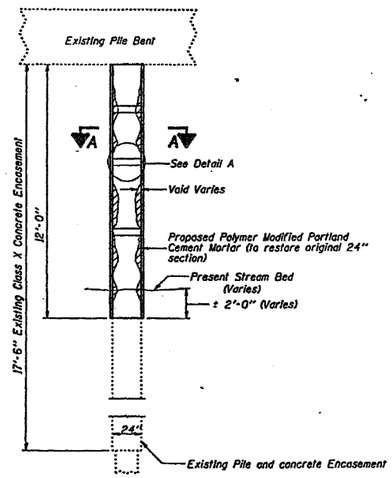

END VIEW

PILE REPAIR DETAIL

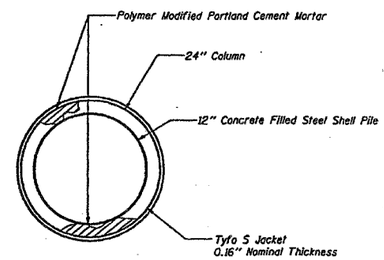

SECTION A-A

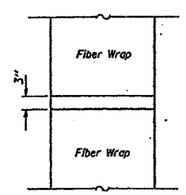

DETAIL A

TYFO S INSTALLATION PROCEDURE

1. Surfaces should be free from sharp edges and protrusions that will cause damage or leave voids behind the column casing.
2. Broom clean excavated columns so that no free standing dirt or debris is present.
3. Any spalls or voids larger than 144 sq. in. shall be patched with an approved grout or cement.
4. Any patched area shall be primed with an application of the "TYFO S" epoxy.
5. Place bond breakers (ex. duct tape) at the tops of footings.
6. Precut desired length of fiber material prior to application
7. Apply "TYFO S" epoxy to the fiber by mechanical or hand method.
8. Wrap column with epoxy saturated fiber until specified number of layers have been obtained.
9. Release entrapped air before epoxy sets.
10. Repeat wrapping procedure until entire column has been covered with specified number of layers.
11. Apply 6" wide fiber at the butt splice region between plastic hinge and shear zone (if applicable).
12. Apply protective coat of TYFO S epoxy mixed with aerosil 202 to the exposed fiber surface area.
13. After epoxy has cured, apply two component water based epoxy paint system to exterior of columns.
14. Protective equipment is required. See material safety data sheets (MSDS).

Note: Columns to be wrapped to be determined by the Engineer.

DESIGNED	C.H.M.
CHECKED	M.D.C.
DRAWN	J. MARCH
CHECKED	C.H.M. M.D.C.

April 24, 1996
EXAMINED Todd E. Adams
ENGINEER OF STRUCTURAL SERVICES
PASSED
ENGINEER OF BRIDGES AND STRUCTURES
APPROVED
DIRECTOR OF HIGHWAYS

PILE BENT REPAIR
S.B.I. RTE. 116 SEC. 113B-I
LIVINGSTON COUNTY
STA. 436+75
STR. 053-0075

FOR INFORMATIONAL USE ONLY (1996 PLANS)

Revised 07-22-97 V.H.V.

c:\projects\jkm00016\0530075.dgn Jul. 22, 1997 08:37:00

REVISIONS NAME	DATE

ILLINOIS DEPARTMENT OF TRANSPORTATION

EXISTING PLANS

F.A.P. 681 (IL116) OVER FELKY SLOUGH
SECTION 113BR-2
LIVINGSTON COUNTY
STATION 436+75.00
STRUCTURE NO. 053-0075

DESIGNED BY: JML DRAWN BY: DJM
DATE: 12/09/05 CHECKED BY: MSW