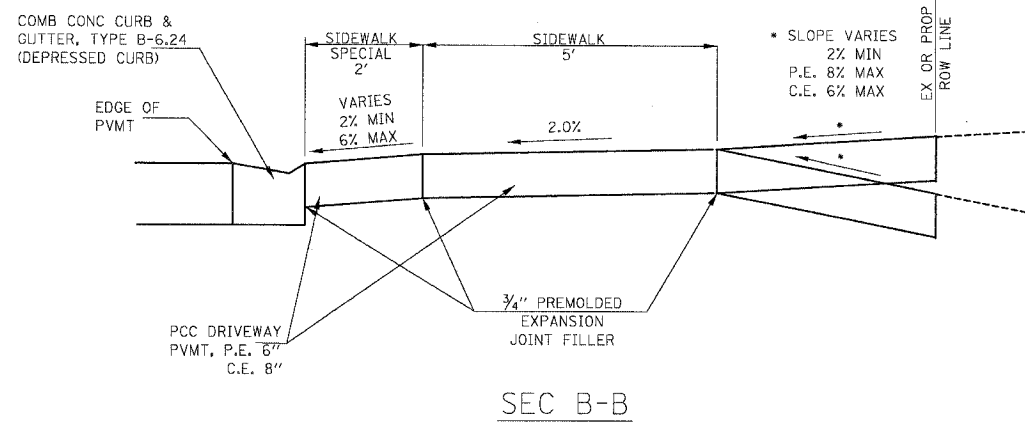
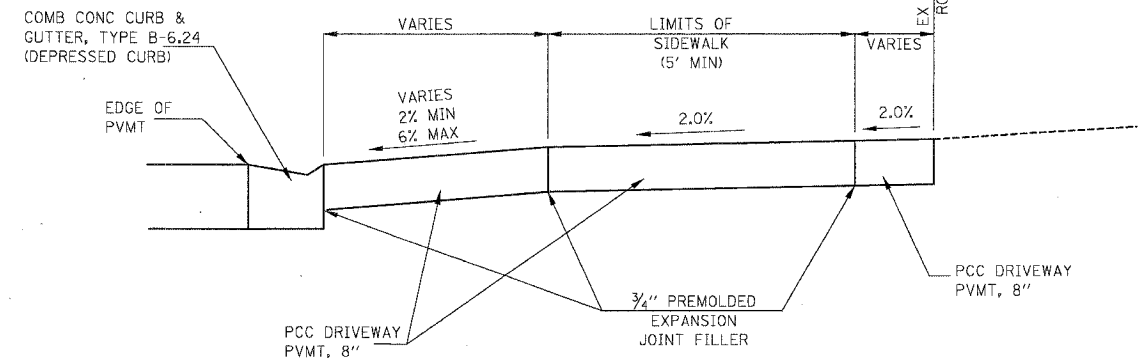


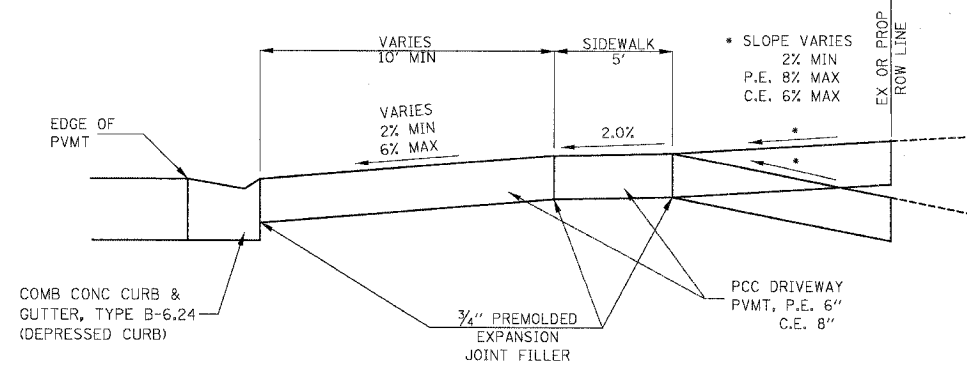
F.A. RTE.	SECTION	COUNTY	TOTAL SHEETS	SHEET NO.
	G-BR-1	GRUNDY	50	28
STA.	TO STA.			
FED. ROAD DIST. NO. 7	ILLINOIS	FED. AID PROJECT		



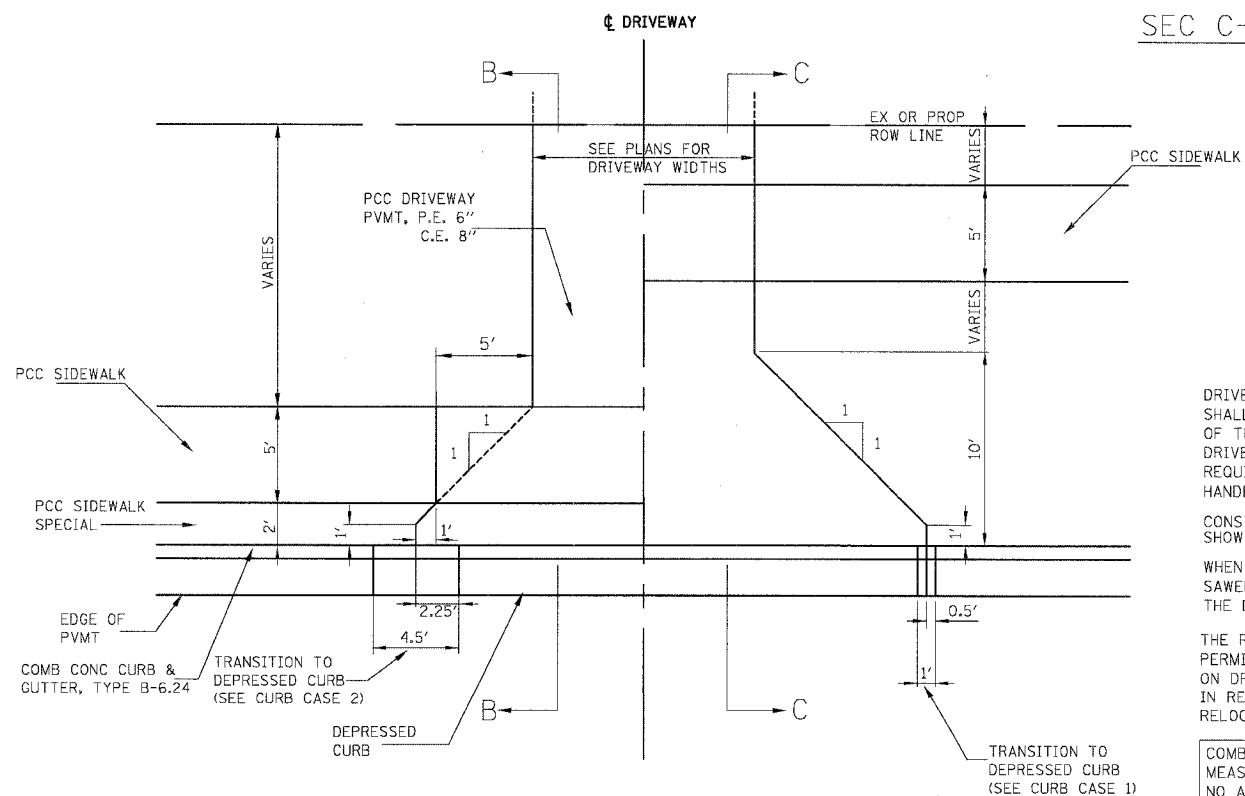
SEC B-B



SEC D-D



SEC C-C



PLAN  
PRIVATE OR COMMERCIAL ENTRANCE  
WITHOUT CURB RETURNS  
WITH SIDEWALK

NOTES:

DRIVEWAY SLOPES, LOCATIONS & GEOMETRIC LAYOUT SHALL BE IN ACCORDANCE WITH THE LATEST EDITION OF THE "HANDBOOK FOR POLICY ON PERMITS FOR ACCESS DRIVEWAYS TO STATE HIGHWAYS". FOR FURTHER LAYOUT REQUIREMENTS, REFER TO ILLUSTRATIONS IN THE PERMIT HANDBOOK.

CONSTRUCT ENTRANCE TO ROW LINE UNLESS OTHERWISE SHOWN IN THE PLANS

WHEN WIDTH OF PROPOSED DRIVEWAY IS GREATER THAN 20', SAWED OR TOOLED RELIEF JOINTS SHALL BE USED ALONG THE DRIVEWAY'S CENTERLINE.

THE RESIDENT ENGINEER SHALL CONTACT THE TRAFFIC PERMIT OFFICE AT 815-434-8490 FOR ANY QUESTIONS ON DRIVEWAYS SHOWN IN THE PLANS; SPECIFICALLY IN REFERENCE TO ADDITIONAL AND/OR RELOCATION/REMOVAL OF DRIVEWAY.

COMBINATION CONCRETE CURB & GUTTER SHALL BE MEASURED STRAIGHT ACROSS THE DRIVEWAY. NO ADDITIONAL COMPENSATION WILL BE ALLOWED FOR THE CURB & GUTTER TRANSITION.

3/4" PREFORMED EXPANSION JOINT FILLER WILL NOT BE PAID SEPARATELY, BUT SHALL BE CONSIDERED INCLUDED IN THE COST OF THE P.C.C. DRIVEWAY PAVEMENT OR P.C.C. SIDEWALK.

BOWMAN, BARRETT & ASSOCIATES INC.  
CONSULTING ENGINEERS  
130 E. RANDOLPH STREET  
CHICAGO, ILLINOIS 60601  
JOB NO. 541



REVISIONS	
NAME	DATE

ILLINOIS DEPARTMENT OF TRANSPORTATION

US ROUTE 6  
DRIVEWAY DETAILS

SCALE: VERT. NTS  
HORIZ. DATE 10/25/05

DRAWN BY KAR  
CHECKED BY DDM