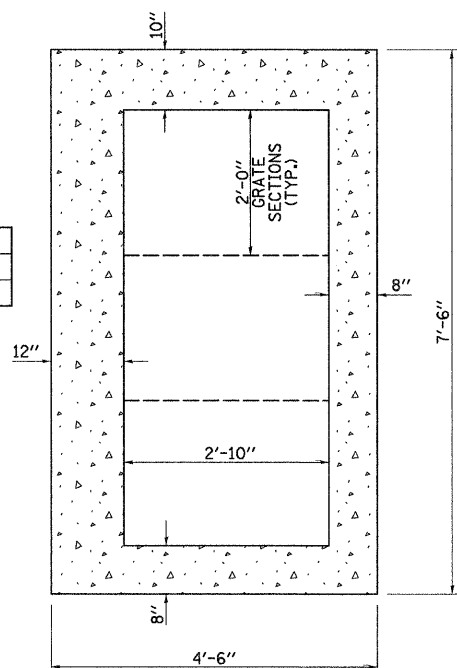


FRONT VIEW

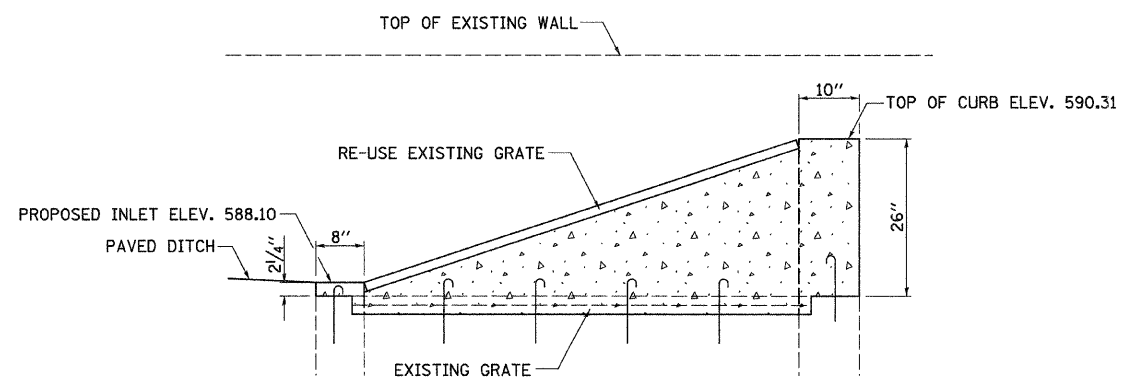
LIST OF MATERIALS

ITEM	UNIT	TOTAL
MISC. CONCRETE	CU YD	1.0
3/4" EXPANSION BOLTS	EACH	14



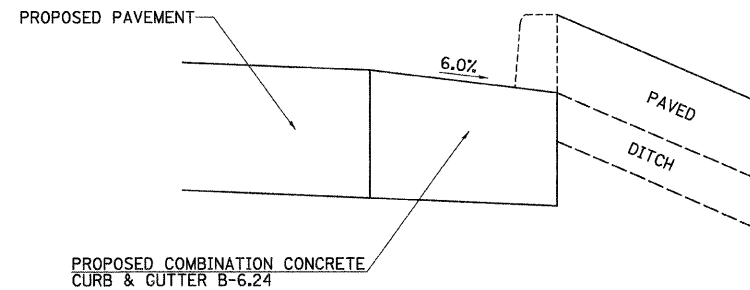
TOP VIEW

NOTE: GRATES SIT ON 2" LIP ON SIDES (NO LIP ON TOP OR BOTTOM).

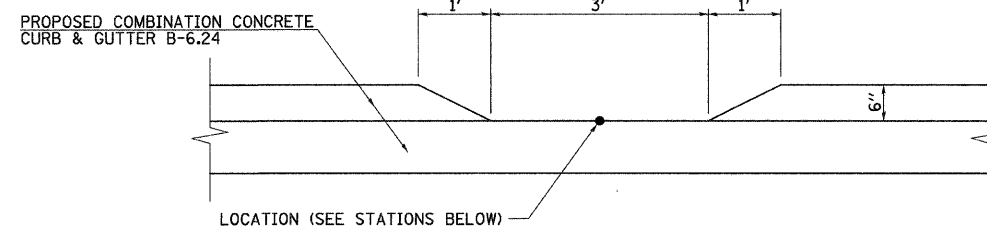


SIDE VIEW

DRAINAGE STRUCTURE
STA. 101+74.05



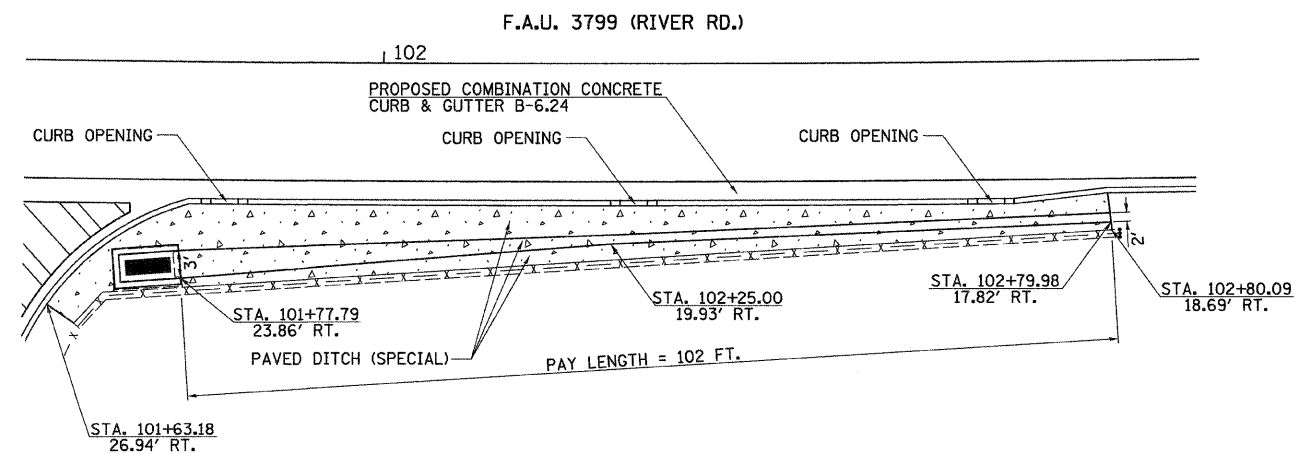
SIDE VIEW



FRONT VIEW

CURB OPENINGS

STA. 101+82.55
STA. 102+27.55
STA. 102+66.83



PAVED DITCH (SPECIAL) WITH CURB OPENINGS DETAIL

FILE NAME =
v:\2987\2987h004.dgn

USER NAME = bdeoraene
PLOT SCALE = 10.000000' / IN.
PLOT DATE = 12/16/2011

DESIGNED -
DRAWN -
CHECKED -
DATE -

REVISED -
REVISED -
REVISED -
REVISED -

STATE OF ILLINOIS
DEPARTMENT OF TRANSPORTATION

F.A.U. 3799 (RIVER RD.), SPECIAL DETAILS

SCALE: N/A SHEET NO. 2 OF 3 SHEETS STA. N/A TO STA. N/A

F.A.U. RTE.	SECTION	COUNTY	TOTAL SHEETS	SHEET NO.
3799	08-00036-00-BR	KENDALL	54	20
FED. ROAD DIST. NO. ILLINOIS FED. AID PROJECT			CONTRACT NO. 87509	