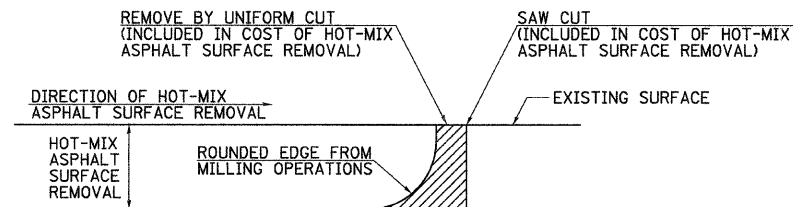
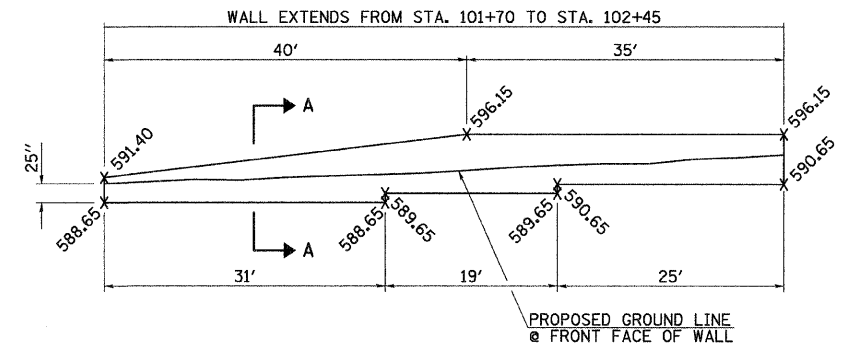


MILLING & RESURFACING @ BEGIN/END PROJECT DETAIL

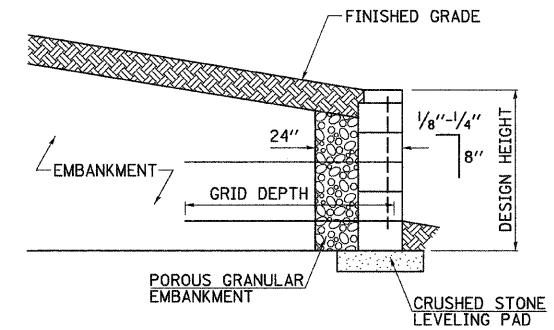


NOTE: WHEN MILLING OPERATIONS PRODUCE A ROUNDED EDGE, THEN A SAW CUT SHALL BE USED TO MANUFACTURE A PERPENDICULAR EDGE AS SHOWN IN THE DETAIL. THE ENGINEER SHALL BE THE SOLE JUDGE CONCERNING THE USE OF THIS DETAIL.

HOT-MIX ASPHALT DETAIL AT BUTT-JOINTS



ELEVATION



SECTION A-A

OFFSET TABLE

STATION	101+70	102+45
OFFSET	18.58' LT.	18.58' LT.

BILL OF MATERIALS

ITEM	UNIT	TOTAL
SEGMENTAL CONCRETE BLOCK WALL	SQ FT	400

RETAINING WALL DETAIL