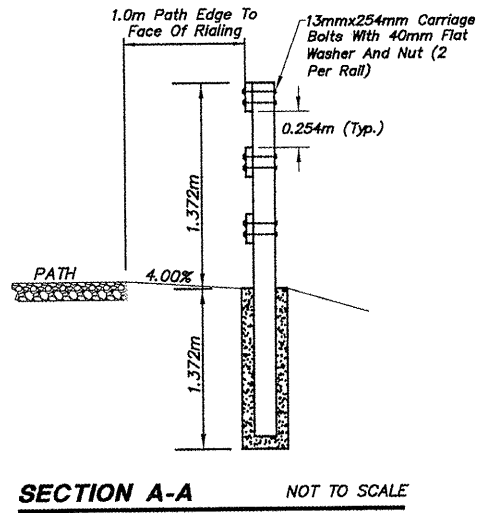
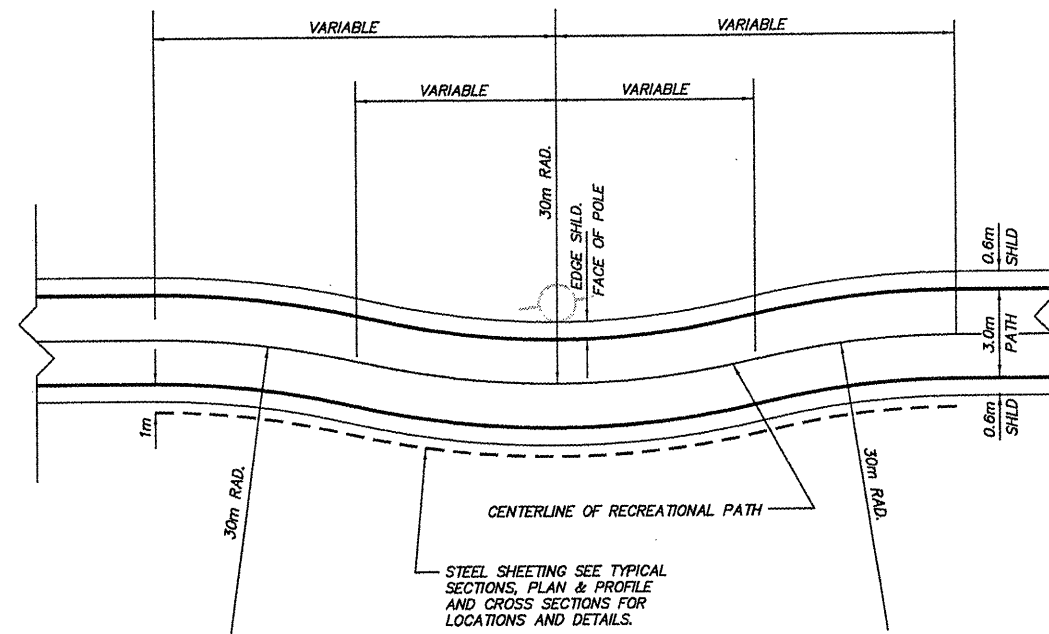


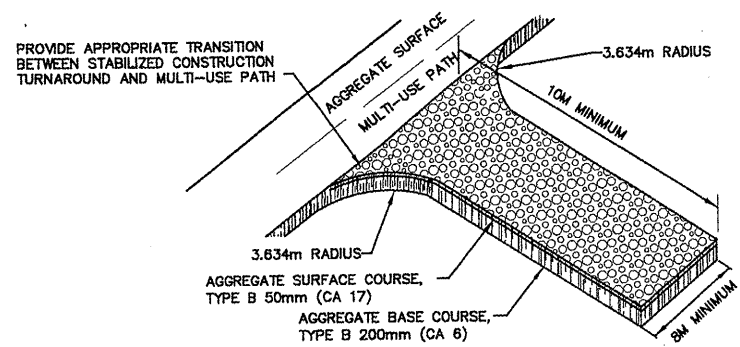
**WOOD RAIL** (PATH Side View) NOT TO SCALE  
 (See PLAN & PROFILE SHEETS for Additional Details and Dimensions)



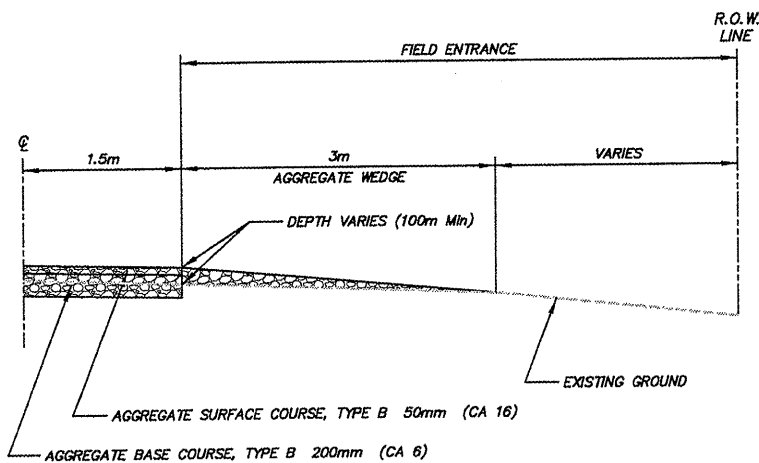
**SECTION A-A** NOT TO SCALE



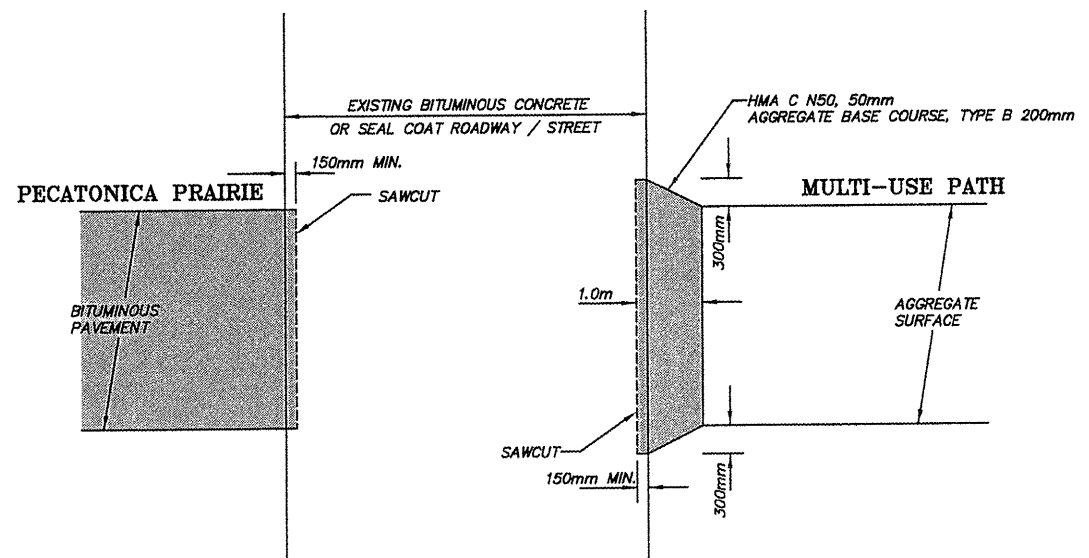
**PATH TRANSITION AROUND POLE** NOT TO SCALE



**CONSTRUCTION TURNAROUND** NOT TO SCALE  
 (See PLAN & PROFILE SHEETS for LOCATIONS)



**TYPICAL DETAIL AT FIELD ENTRANCES** NOT TO SCALE  
 (See PLAN & PROFILE SHEETS for LOCATIONS)



**BITUMINOUS EDGE TREATMENT** NOT TO SCALE

SHEET REVIEW	
AGENCY	DATE

REVISIONS		
NO.	ITEM	DATE

SCALE:	Not to Scale
DRAWN BY:	REK
CHECKED BY:	JWH
DATE:	DECEMBER 12, 2011

**McClure**  
 Engineering Associates, Inc.  
 7282 Argus Drive Rookford, Illinois 6107-5837  
 (815) 398-2332 FAX (815) 398-2488  
 Design Firm License: Illinois 184-000816  
 Copyright 2011 By McClure Engineering Associates, Inc.

**MISCELLANEOUS DETAILS**  
 PECATONICA PRAIRIE PATH  
 WINNEBAGO COUNTY HIGHWAY DEPARTMENT SECTION 94-00267-00-BT  
 FILE: H:\10-042 WINN CO PEC PATH\DESIGN\DRAWINGS\10-042 DETAILS.DWG JOB: 04-30-10-042