

BENCHMARK		
NO.	DESCRIPTION	ELEVATION
A-228	Standard US&GS Disk Station 46+113.487, 10.363m Rt.	246.163

EXISTING STRUCTURE: Timber Deck on Timber Stringers set on Limestone Abutments.

STATE OF ILLINOIS  
DEPARTMENT OF TRANSPORTATION

BRIDGE 130 GENERAL NOTES

- Refer to "BRIDGE GENERAL NOTES" Sheet for additional Timber Bridge GENERAL NOTES.
- The Contractor shall remove all elements of the existing Timber Decking and properly dispose of it off-site. This includes: Transverse Railroad Ties, Timber Walkway, Steel Angle, Timber Bearing Supports, Excess Limestone Blocks, and any other items as applicable to the existing Timber Decking which is necessary to set new Timber Stringers. All items to be removed shall be disposed of in conformance with the requirements of Section 202.03 of the IDOT Standard Specifications. All material and labor necessary to complete this item of work shall be included in the Contract Unit Price for REMOVAL OF EXISTING SUPERSTRUCTURE with no additional compensation.
- The Contractor shall remove any loose or deteriorated mortar from the existing masonry limestone abutment joints. He shall then clean and tuck point in accordance with the Contract Special Provisions. This work will be paid for as Lump Sum at the Contract Unit Price for MASONRY CLEANING AND TUCK POINTING.
- All tree removal and selective brush clearing shall be in accordance with the Plans and Special Provisions or as directed by the Engineer. TREE REMOVAL and SELECTIVE CLEARING will be measured and paid for at the Contract Unit Price for the respective individual items.
- The Contractor shall furnish and install a brass Name Plate in accordance with the Section 515 of the IDOT Standard Specifications except that it shall be installed with four (4) tamper resistant screws to the top timber bridge rail on the right hand side of the approach end while looking in the direction of increasing Stationing. The plate shall be made of solid brass 3mm thick with imprinted stamp lettering 6mm high. This item will be measured and paid at the Contract Unit Price EACH for NAME PLATE.
- Diaphragm Blocking and incidental hardware will not be paid separately, but shall be incidental to the Treated Timber Stringers.

REFER TO PLAN VIEW FOR RAILING SPACING

150mmx150mmx2.438m Rail Post 1.066m Embedment in Class S.I. Concrete 150mm Minimum Clear All Around Post

Concrete Seat (Refer To Concrete Seat Detail)  
M20x151mm, Grade 250 Galvanized Anchor Bolt. See Detail.

ELEVATION NOT TO SCALE

**DESIGN LOADING**  
Pedestrian/Bicycle = 4.07KN/m<sup>2</sup> (85 psf)  
Vehicular = H-10

**HIGHWAY CLASSIFICATION**  
Pecatonica Prairie Path  
Functional Class: Multi-Use Path

**DESIGN SPECIFICATIONS**  
2002 AASHTO "Standard Specifications for Highway Bridges" - 17th Edition  
1997 AASHTO "Guide Specifications for Design of Pedestrian Bridges"

**DESIGN STRESSES**  
FIELD UNITS  
f<sub>c</sub> = 24 MPa (3,500 psi) - Cast-in-Place Concrete  
f<sub>y</sub> = 400 MPa (60,000 psi) - Reinforcement  
f<sub>t</sub> = 250 MPa (36,000 psi) - Fasteners  
F<sub>b</sub> = 5.9 MPa (850 psi) - Timber Stringers  
F<sub>v</sub> = 0.7 MPa (100 psi) - Timber Stringers  
F<sub>b</sub> = 6.7 MPa (975 psi) - Timber Decking

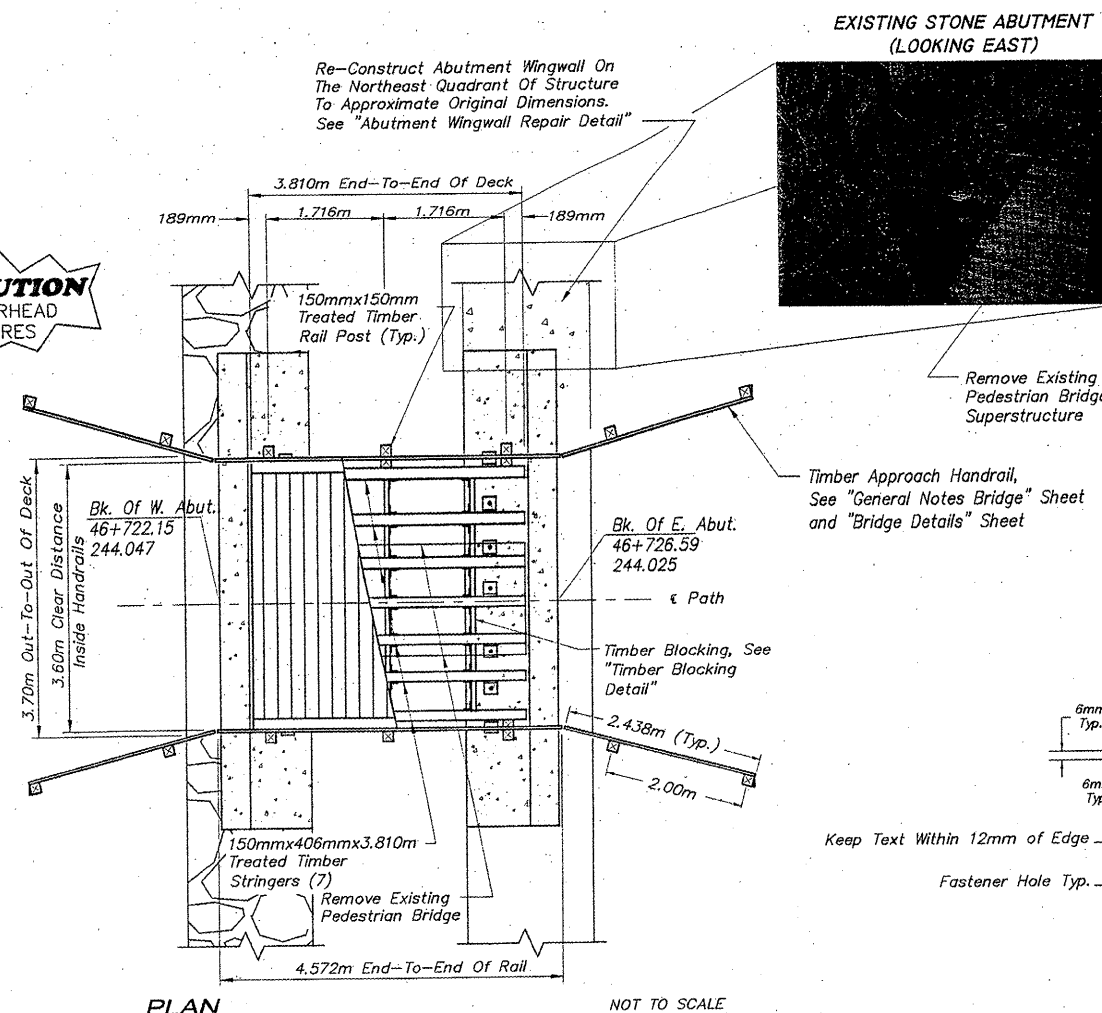
**SEISMIC DATA**  
Seismic Performance Category (SPC) = A  
Bedrock Acceleration Coefficient (A) = 0.0325g  
Site Coefficient (s) = 1.0

TOTAL BILL OF MATERIALS

ITEM	UNITS	TOTAL
Removal of Existing Superstructure	Each	1
Concrete Structures	Cu. M.	5.42
Reinforcement Bars	Kg	347
Treated Timber	Cu. M.	3.89
Hardware	Kg	202
Wood Rail	Meter	9.75
Drill and Grout Bars	Each	108
Anchor Bolts, M20	Each	14
Masonry Cleaning and Tuckpointing	L. Sum	1
Name Plate	Each	1
Monodirectional Prismatic Barrier Reflectors	Each	12
Porous Granular Embankment	Cu. M.	5
Structure Excavation	Cu. M.	6.79

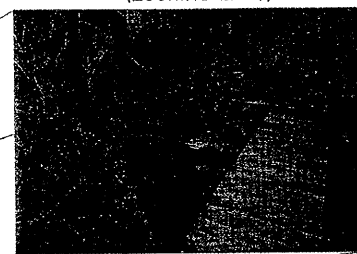
INDEX OF BRIDGE SHEETS

- Bridge NO. 129 GP&E
- Bridge Details
- Bridge Details



PLAN NOT TO SCALE

EXISTING STONE ABUTMENT (LOOKING EAST)

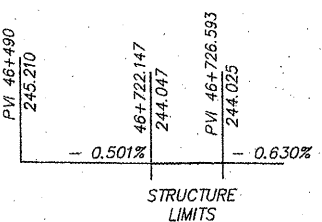


Re-construct Abutment Wingwall On The Northeast Quadrant Of Structure To Approximate Original Dimensions. See "Abutment Wingwall Repair Detail"

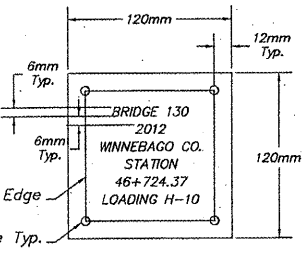
Remove Existing Stone Back wall. (Included in Removal of Existing Superstructure).

Remove Existing Pedestrian Bridge Superstructure

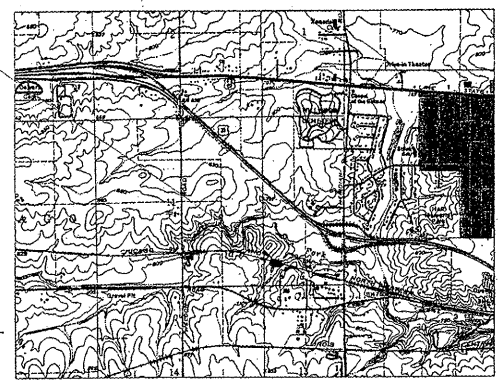
Timber Approach Handrail, See "General Notes Bridge" Sheet and "Bridge Details" Sheet




PROFILE GRADE



NAME PLATE



LOCATION SKETCH



Signature: Ali A. Gharanti  
Date: 12/14/11  
Exp. Date: 12/30/12

GENERAL PLAN & ELEVATION  
BRIDGE 130  
OVER A MINOR DITCH  
TRIBUTARY TO THE S KENT CREEK  
WINNEBAGO COUNTY  
SECTION NO. 94-00267-00-BT  
STATION 46+724.37

SHEET 1 OF 3

SHEET REVIEW		REVISIONS	
AGENCY	DATE	NO.	ITEM

SCALE:	N/A
DRAWN BY:	REK
CHECKED BY:	JWH
DATE:	DECEMBER 12, 2011

**McClure**  
Engineering Associates, Inc.  
7282 Argus Drive  
18151 398-2332  
Rockford, Illinois 61107-5837  
FAX (815) 398-2496  
Design Firm License: Illinois 184-000816  
Copyright 2011 By McClure Engineering Associates, Inc.

BRIDGE NO. 130 GP&E		SHEET NO.
PECATONICA PRAIRIE PATH		102
WINNEBAGO COUNTY HIGHWAY DEPARTMENT	SECTION 94-00267-00-BT	OF
FILE:H:\10-042 WINN CO PEC PATH\DESIGN\DRAWINGS\BRIDGES\10-042 B129-130.DWG	JOB:04-30-10-042	107