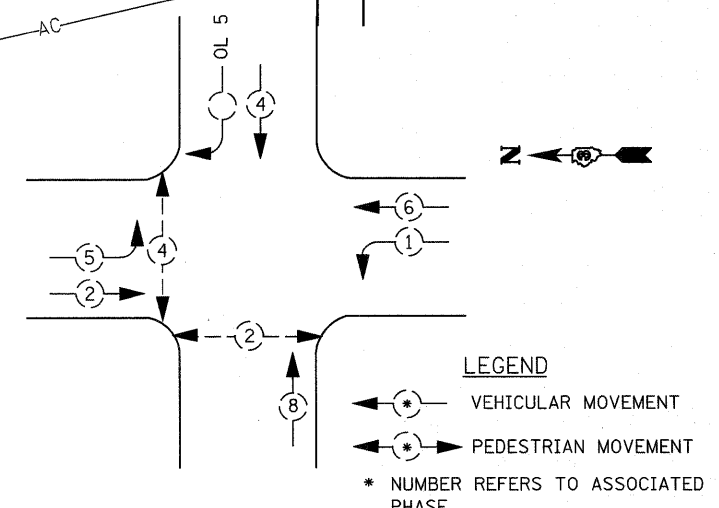
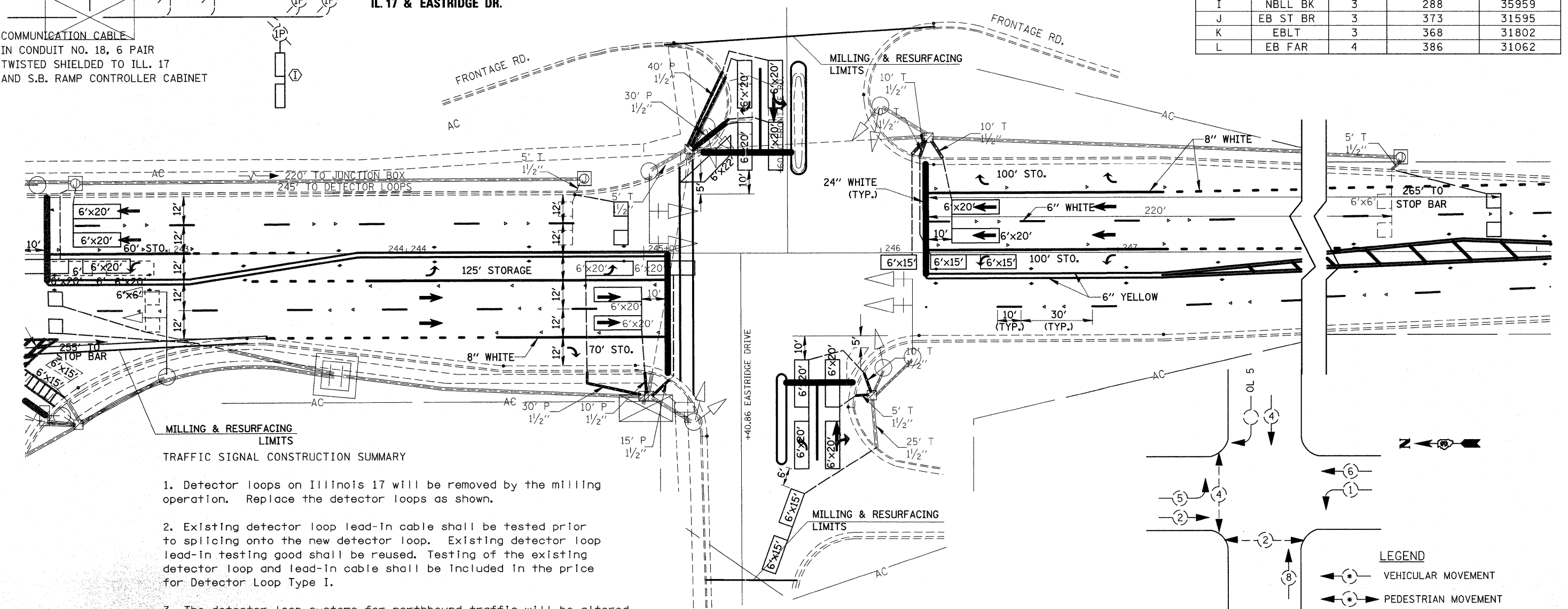
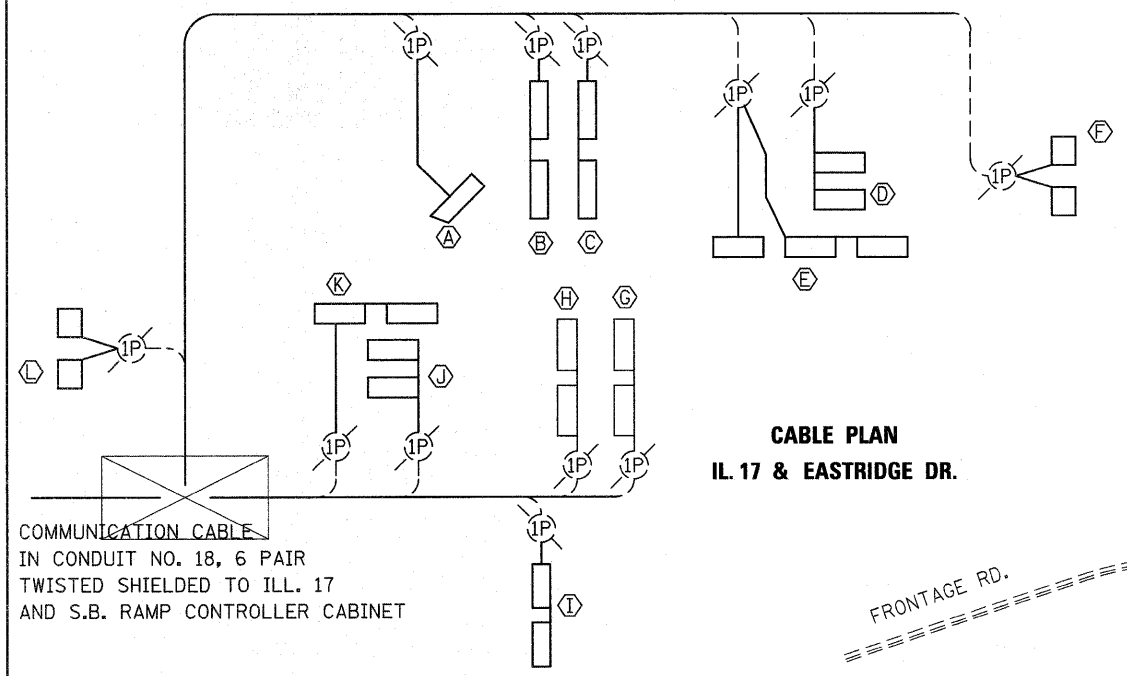


SCHEDULE OF QUANTITIES		
DETECTOR LOOP, TYPE I	FOOT	1609
REMOVE ELECTRIC CABLE FROM CONDUIT	FOOT	254

DETECTOR LOOP INDUCTANCE CHART IL ROUTE 17 & EASTRIDGE				
LOOP SYSTEM	LABEL	NO. OF TURNS	INDUCTANCE (uH)	FREQUENCY Hertz
A	SBRT	3	186	44708
B	SBRL	3	354	32448
C	SBLL	3	359	32208
D	WB ST BR	3	328	33708
E	WBLT	3	394	30737
F	WB FAR	4	333	33465
G	NBRL	3	335	33330
H	NBLL FT	3	345	32869
I	NBLL BK	3	288	35959
J	EB ST BR	3	373	31595
K	EBLT	3	368	31802
L	EB FAR	4	386	31062



FOR INFORMATION ONLY

FILE NAME =	USER NAME = leaf.jw	DESIGNED -	REVISED -	STATE OF ILLINOIS DEPARTMENT OF TRANSPORTATION	IL 17 AND EASTRIDGE DRIVE DETECTOR LOOP INFORMATION		F.A.P. RTE.	SECTION	COUNTY	TOTAL SHEETS	SHEET NO.
cd:\pw\work\pwwdot\quigley\m\0202391\ED08604-shd-details.dgn		DRAWN -	REVISED -				330	(1,1R-2)RS	KANKAKEE	54	47
PLOT SCALE = 50.0000' / 1"		CHECKED -	REVISED -				CONTRACT NO. 66477				
PLOT DATE = 12/20/2011		DATE -	REVISED -				[ILLINOIS] FED. AID PROJECT				