

STATE OF ILLINOIS  
DEPARTMENT OF TRANSPORTATION

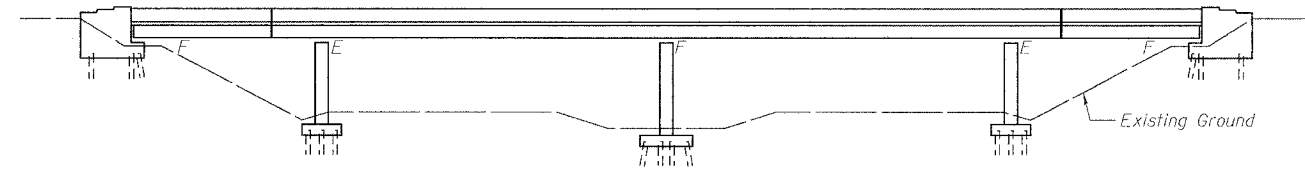
Sheet No. 1  
2  
3  
4

**INDEX OF SHEETS**

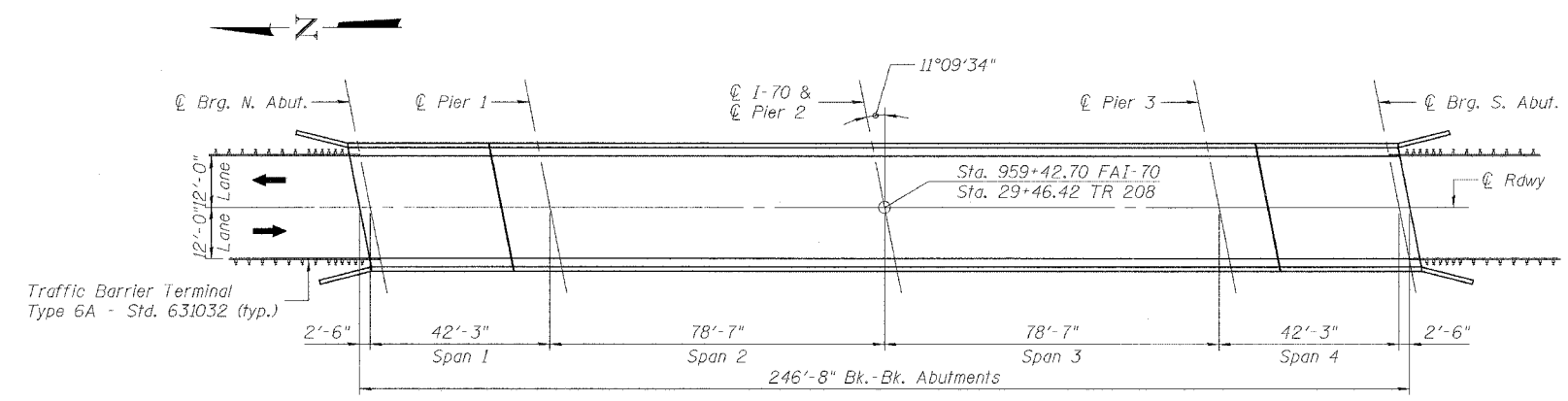
Sheet No.	Description
1	Gen. Plan, Gen. Notes & Total Bill of Mat'l
2	Deck Plan
3	Superstructure
4	Steel Bridge Rail

SHEET 1  
OF 4

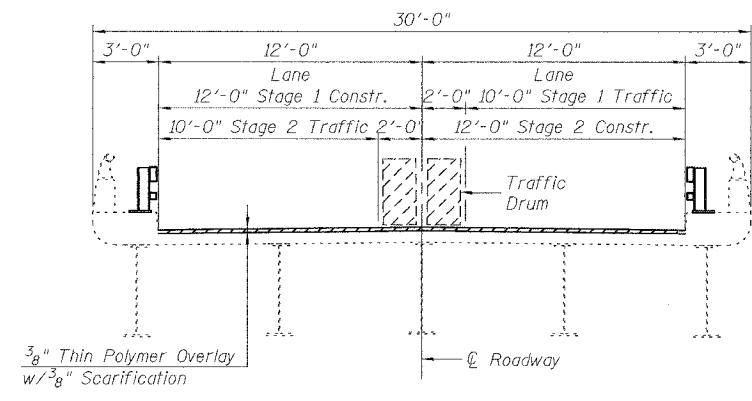
F.A.I. RTE.	SECTION	COUNTY	TOTAL SHEETS	SHEET NO.
70	60-10HB-2	MADISON	156	118
FED. ROAD DIST. NO.	ILLINOIS	FED. AID PROJECT		
CONTRACT NO. 76857				



**ELEVATION**



**PLAN**



**CROSS SECTION**  
(Looking South)

**GENERAL NOTES**

Plan dimensions and details relative to existing structure have been taken from existing plans and are subject to nominal construction variations. It shall be the Contractor's responsibility to verify such dimensions and details in the field and make necessary approved adjustments prior to construction or ordering of materials. Such variations shall not be cause for additional compensation for a change in the scope of the work, however, the Contractor will be paid for the quantity actually furnished at the unit price for the work.

All structural steel shall be AASHTO M 270 Grade 36, unless noted otherwise.

All new structural steel (for Floor Drain Extension) shall be shop painted with an inorganic zinc rich primer per AASHTO M300, Type 1. Field painting of structural steel shall be done under a separate painting contract.

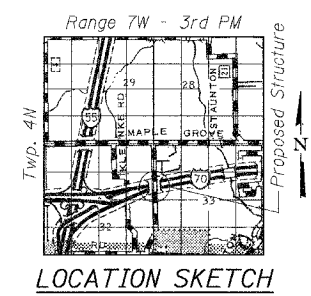
The existing structural steel coating contains lead. The Contractor should take appropriate precautions to deal with the presence of lead on this project.

Field welding of construction accessories will not be permitted to beams or girders.

A Protective Coat shall be applied to the tops and inside faces of the parapets, sidewalks, and wings. The coat shall not be applied to the Polymer Overlay.

**TOTAL BILL OF MATERIAL**

ITEM	UNIT	SUPER	SUB	TOTAL
Protective Coat	Sq Yd	290	--	290
Floor Drain Extension	Each	8	--	8
Steel Railing, Type 2399	Foot	491	--	491
Concrete Bridge Deck Scarification (3/8 Inch)	Sq Yd	654	--	654
Plug Existing Deck Drains	Each	20	--	20
Bridge Deck Thin Polymer Overlay 3/8"	Sq Yd	654	--	654
Silicone Joint Sealer, 1.5"	Foot	62	--	62
Deck Slab Repair (Full Depth, Type II)	Sq Yd	3	--	3
Deck Slab Repair (Partial)	Sq Yd	13	--	13



**LOCATION SKETCH**

**GENERAL PLAN**  
RIGGIN ROAD (TR 208) OVER  
INTERSTATE 70  
FAI ROUTE 70 SECTION 60-10HB-2  
MADISON COUNTY  
STATION 959+42.70  
STRUCTURE NO. 060-0173

FILE: J:\JDD\01042 IL-08VW5 I-70 Bridge Repairs\5-SN060-0173 RiginRd\01plan.dgn  
USER: DCD  
DATE: 01/12/2007 18:28:48

<b>JD</b> Johnson, Depp & Quisenberry CONSULTING ENGINEERS Springfield, Illinois	
DESIGNED: CDB	DRAWN: SJS
CHECKED: DCD	CHECKED: CDB/DCD

STATE OF ILLINOIS  
DAVID C. DEPP  
081-006117  
LICENSED  
STRUCTURAL ENGINEER

Signed: *David Depp*  
Date: 1-15-2007  
Lic. Expires: 11-30-2008