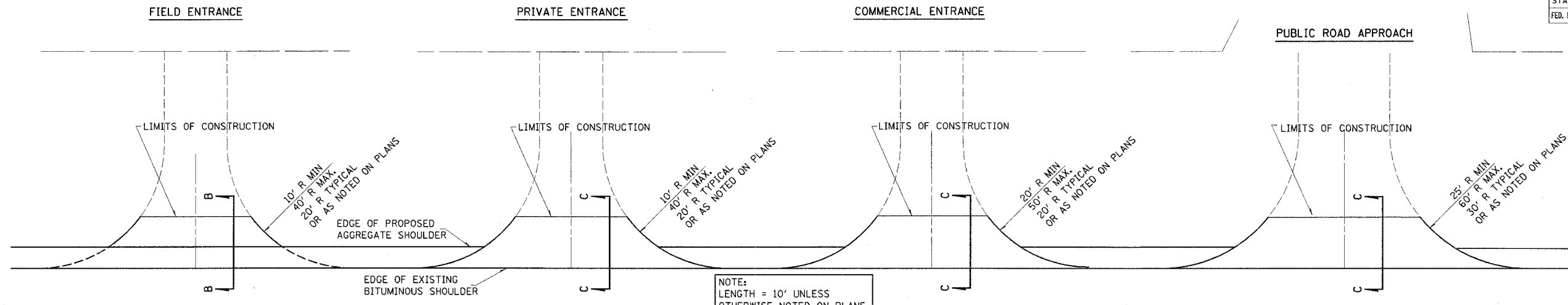
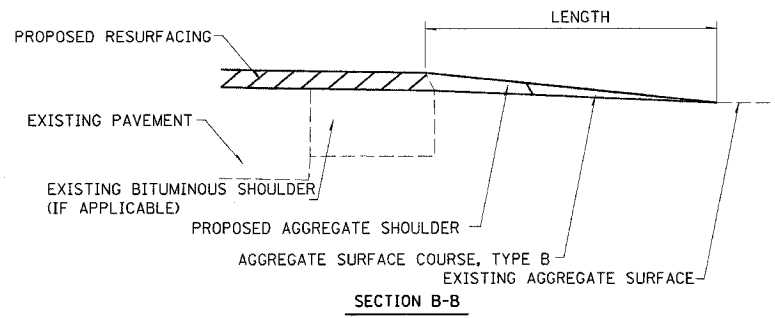


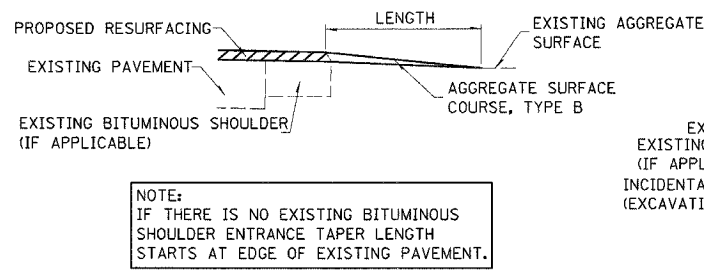
F.A.P. RTE.	SECTION	COUNTY	TOTAL SHEETS	SHEET NO.
762	(1,2)RS-3	MOULTRIE	16	7
STA.	TO STA.			
FED. ROAD DIST. NO.	ILLINOIS	FED. AID PROJECT		



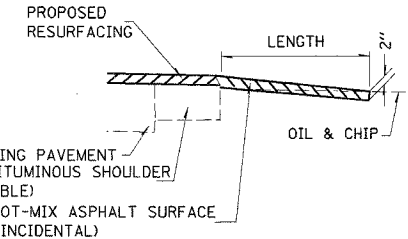
NOTE:
LENGTH = 10' UNLESS OTHERWISE NOTED ON PLANS.



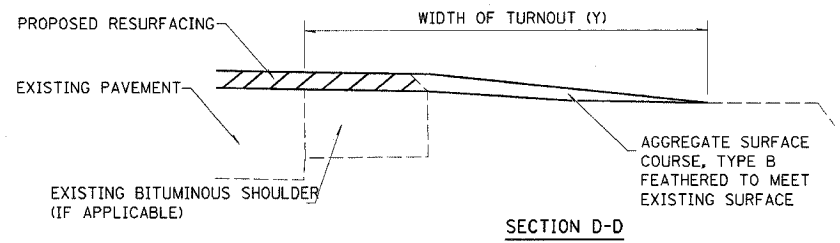
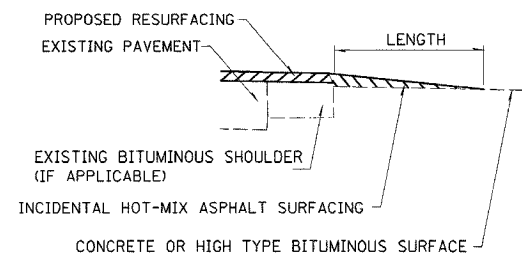
SECTION B-B



NOTE:
IF THERE IS NO EXISTING BITUMINOUS SHOULDER ENTRANCE TAPER LENGTH STARTS AT EDGE OF EXISTING PAVEMENT.



SECTION C-C



SECTION D-D

TYPICAL SECTION AT MAILBOX TURNOUT
NOTE: SEE STANDARD 406201 FOR MAILBOX TURNOUT DETAILS

SIDE	STATION	TYPE	INCIDENTAL HOT-MIX ASPHALT SURFACING*		AGGREGATE SURFACE COURSE, TYPE B
			TON	TON	
LT	212+72	PRA	4.1		
RT	212+76	PRA	4.4		
LT	224+70	CE	4.0		
LT	228+00	CE	4.6		
LT	252+15	PRA	5.6		
RT	252+70	PRA	4.4		
LT	272+00	FE	2.0		
RT	272+00	CE		2.7	
RT	277+75	FE	1.8		
LT	278+25	FE		1.6	
LT	282+50	FE	1.7		
RT	298+19	PE	4.5		
RT	299+20	PE	2.3		
LT	302+15	FE	1.4		
RT	302+15	FE		1.7	
RT	317+24	PRA	2.1		
LT	317+48	FE	1.4		
RT	317+95	FE	1.4		
LT	321+08	FE	1.4		

SIDE	STATION	TYPE	INCIDENTAL HOT-MIX ASPHALT SURFACING*		AGGREGATE SURFACE COURSE, TYPE B
			TON	TON	
LT	330+75	FE	1.1		
RT	330+75	FE	1.1		
LT	343+55	PRA	2.1		
RT	343+74	PRA	1.8		
RT	344+45	FE		1.4	
LT	346+35	PE	3.2		
LT	348+91	FE		1.1	
LT	357+20	FE	1.1		
RT	357+20	FE		1.1	
LT	370+44	FE	1.1		
RT	370+48	FE		1.1	
LT	383+77	FE		1.1	
RT	383+77	FE	1.1		
LT	395+74	FE	3.4		
RT	395+74	PE	1.8		
RT	397+00	PE	1.1		
TOTALS =			66.0	12.0	

SIDE	STATION	TYPE	INCIDENTAL HOT-MIX ASPHALT SURFACING*		AGGREGATE SURFACE COURSE, TYPE B
			TON	TON	

SIDE	STATION	TYPE	INCIDENTAL HOT-MIX ASPHALT SURFACING*		AGGREGATE SURFACE COURSE, TYPE B
			TON	TON	

SIDE	STATION	TYPE	INCIDENTAL HOT-MIX ASPHALT SURFACING*		AGGREGATE SURFACE COURSE, TYPE B
			TON	TON	

SIDE	STATION	TYPE	INCIDENTAL HOT-MIX ASPHALT SURFACING*		AGGREGATE SURFACE COURSE, TYPE B
			TON	TON	

FE - FIELD ENTRANCE PRA - PUBLIC ROAD APPROACH
PE - PRIVATE ENTRANCE MBT - MAILBOX TURNOUT
CE - COMMERCIAL ENTRANCE

*BITUMINOUS MATERIALS AND AGGREGATE (PRIME COAT) FOR ENTRANCES AND PUBLIC ROAD APPROACHES SHALL BE CONSIDERED INCIDENTAL TO INCIDENTAL HOT-MIX ASPHALT SURFACING AS NOTED IN THE SPECIAL PROVISIONS