STATE OF ILLINOIS
DEPARTMENT OF TRANSPORTATION

ROUTE NO.	SECTION	COUNTY	TOTAL SHEETS	SHEET NO.
FAP 623	X-1BR	LaSalle	126	85
FED. ROAD DIST. NO. 7	ILLINOIS	FED. AID PROJECT-		

SHEET NO. 30
41 SHEETS

Contract #66617

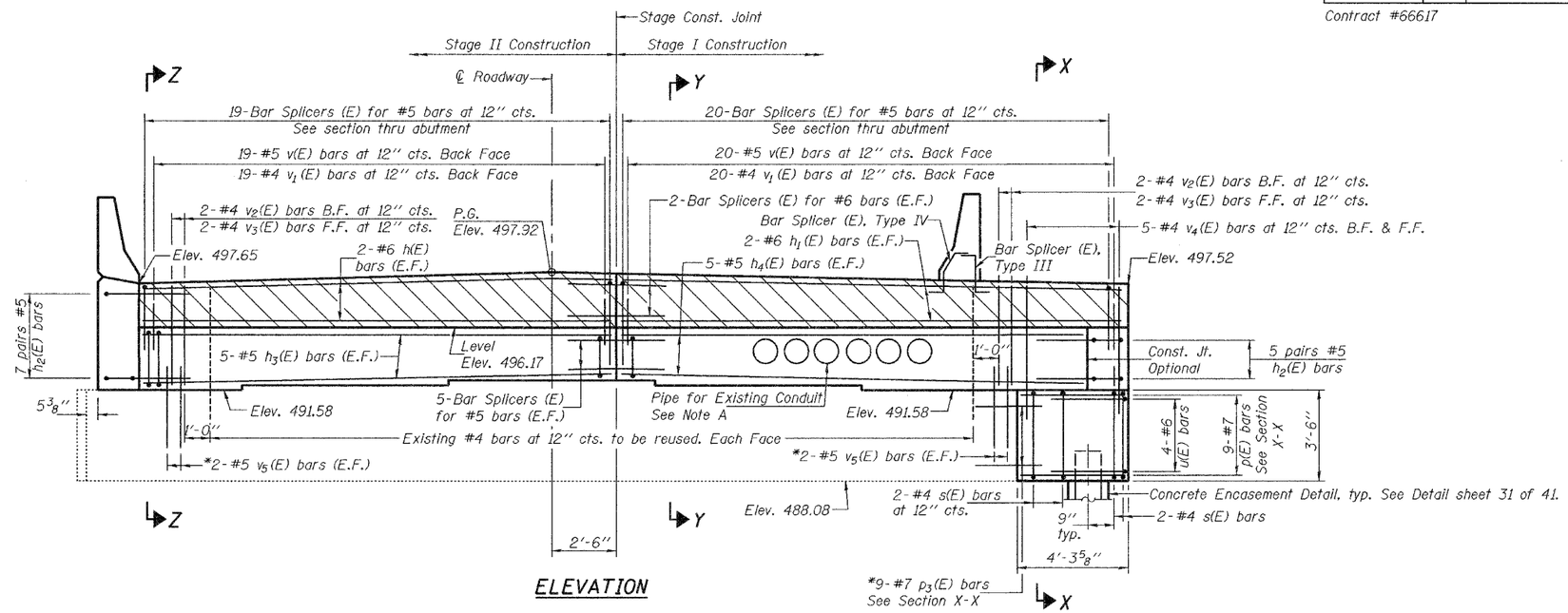

ELEVATION

Notes:

See sheets 37 and 38 of 41 for Bar Splicer Detail.
See sheets 27 and 28 of 41 for Concrete Removal Details.
See sheet 26 of 41 for Anchor Bolt Installation.
See sheet 34 and 35 of 41 for Wingwall Details.
See sheet 34 of 41 for Section X-X.
See sheet 35 of 41 for Sections Y-Y and Z-Z.
Hatched area to be poured after superstructure forms have been removed. Quantity of concrete included with Concrete Superstructure.
Space reinforcement in cap to miss anchor bolts.

*Epoxy grout v5(E) and p3(E) bars in min. 9" drilled holes according to Sec. 584 of the Standard Specifications. Cost of hole drilling and epoxy grout included with Reinforcement Bars, Epoxy Coated.

Note A:

The existing conduits shall remain in place. The utility will provide temporary support of the conduit during removal and construction operations. The Contractor shall coordinate with the utility. The cost of any additional incidental work necessary for the contractor to work with and around the utility and its equipment and materials is included in the pay item Utility Attachment.
Provide standard pipe 5" ϕ for each conduit.
See sheet 34 of 41 for individual details.
Reinforcement shall be placed to miss conduit.

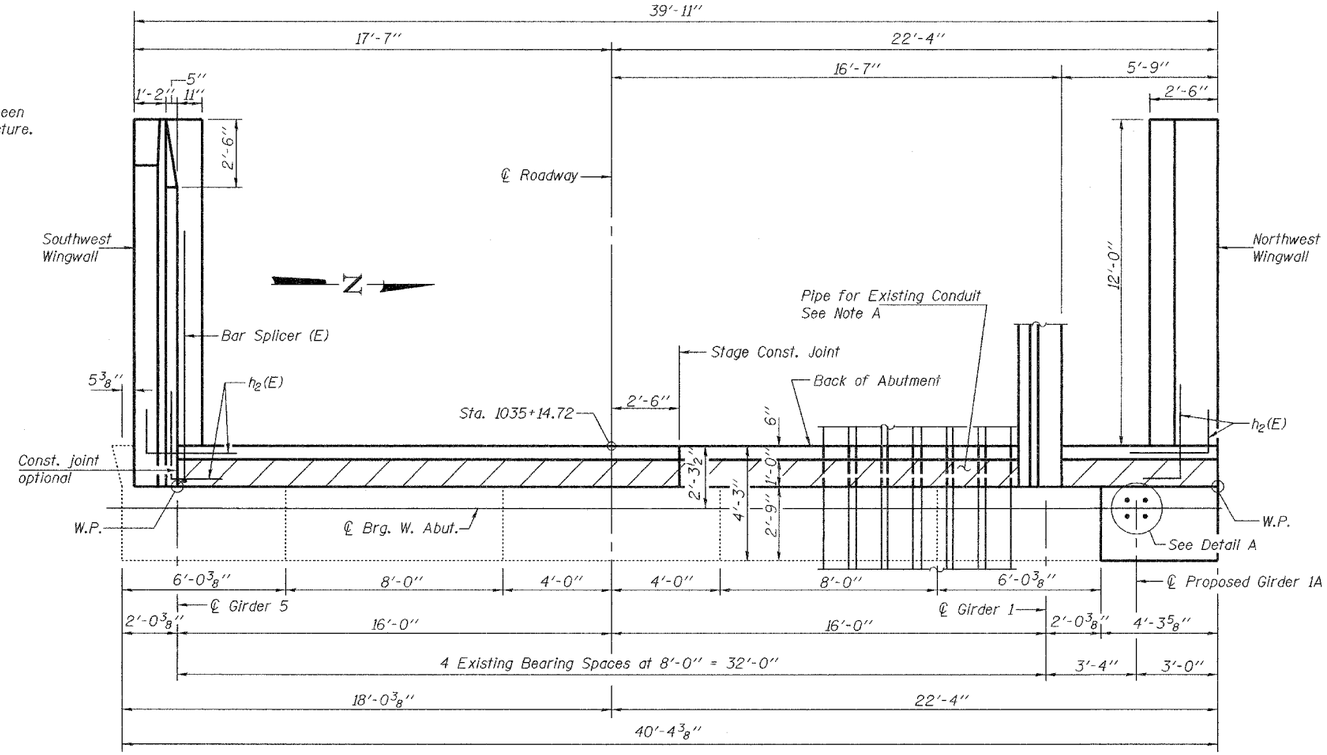

TOP VIEW

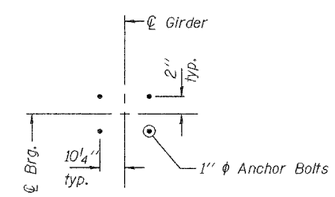

DETAIL A

Typical for Girders 1A and 1 thru 5.

DESIGNED	F.T.
CHECKED	S.M.R.
DRAWN	BECKY M. LEACH
CHECKED	F.T./S.M.R.

February 1, 2007
EXAMINED Thomas J. Domagalski
ENGINEER OF BRIDGE DESIGN
PASSED Ralph E. Anderson
ENGINEER OF BRIDGES AND STRUCTURES

WEST ABUTMENT
F.A.P. ROUTE 623 - SECTION X-1BR
LaSALLE COUNTY
STATION 1036+60.72
STRUCTURE NO. 050-0094

...\projects\bm10002e\0500094.dgn 2/27/2007 3:23:55 PM