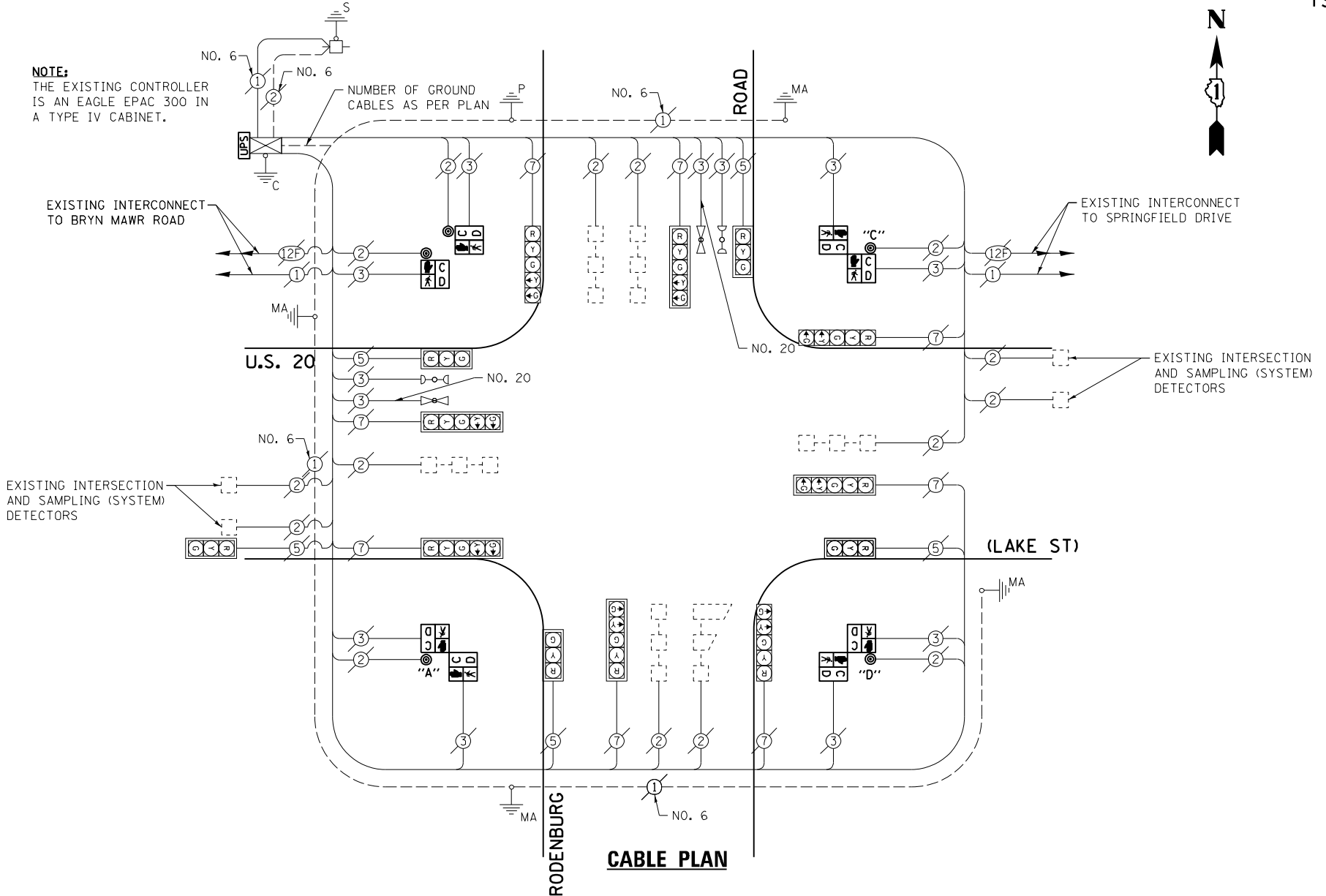


SCHEDULE OF QUANTITIES
U. S. 20 (LAKE ST) AT RODENBURG ROAD

NO.	QUANT.	UNIT	DESCRIPTION
1.	1	EACH	MAINTENANCE OF EXISTING TRAFFIC SIGNAL INSTALLATION
2.	2	EACH	PEDESTRIAN SIGNAL HEAD, LED, 1-FACE, BRACKET MOUNTED WITH COUNTDOWN TIMER
3.	3	EACH	PEDESTRIAN SIGNAL HEAD, LED, 2-FACE, BRACKET MOUNTED WITH COUNTDOWN TIMER
4.	1	EACH	MODIFY EXISTING CONTROLLER CABINET
5.	1	EACH	REMOVE EXISTING TRAFFIC SIGNAL EQUIPMENT
6.	1	EACH	UNINTERRUPTABLE POWER SUPPLY, SPECIAL
7.	5	EACH	PEDESTRIAN PUSH-BUTTON, NON-LATCHING

NOTE:
THE EXISTING CONTROLLER IS AN EAGLE EPAC 300 IN A TYPE IV CABINET.

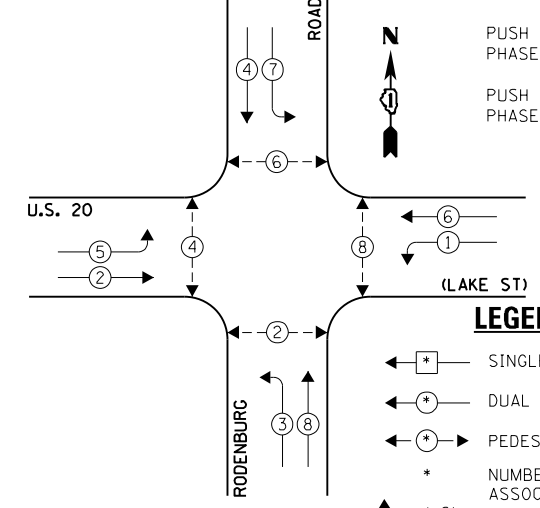


CABLE PLAN

THE FOLLOWING ITEMS SHALL BE REMOVED BY THE CONTRACTOR AND SHALL BE DISPOSED OF BY THEM OUTSIDE THE RIGHT-OF-WAY AT THEIR EXPENSE. THE SALVAGE VALUE OF THE REMOVED EQUIPMENT SHALL BE REFLECTED IN THE CONTRACT BID PRICE.

- 2 EACH PEDESTRIAN SIGNAL HEAD, 1-FACE
- 3 EACH PEDESTRIAN SIGNAL HEAD, 2-FACE
- 5 EACH PEDESTRIAN PUSH-BUTTON

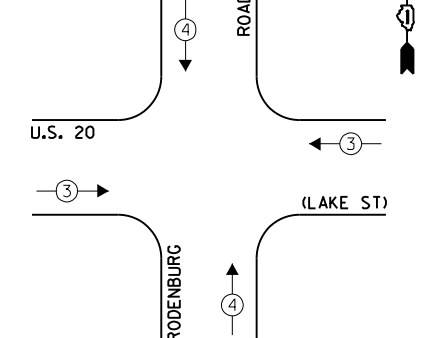
EXISTING CONTROLLER SEQUENCE



EXISTING PHASE DESIGNATION DIAGRAM

NOTE:
PUSH BUTTON "A" SHALL PLACE A CALL IN PHASES 2 AND 4.
PUSH BUTTON "C" SHALL PLACE A CALL IN PHASES 6 AND 8.
PUSH BUTTON "D" SHALL PLACE A CALL IN PHASES 8 AND 2.

EXISTING EMERGENCY VEHICLE PREEMPTION SEQUENCE



EXISTING EMERGENCY VEHICLE PREEMPTORS	
EMERGENCY VEHICLE PREEMPTOR	3
MOVEMENT	4

I.D.O.T. TRAFFIC SIGNAL INSTALLATION ELECTRICAL SERVICE REQUIREMENTS					TOTAL WATTAGE
TYPE	NO. LAMPS	INCAND.	L.E.D.	OPERATION	
SIGNAL (RED)	13	135	17	0.50	110.5
SIGNAL (YELLOW)	13	135	25	0.25	81.25
SIGNAL (GREEN)	13	135	15	0.25	48.75
ARROW	24	135	12	0.10	28.8
PED. SIGNAL	8	90	25	1.00	200.0
CONTROLLER	1	-	100	1.00	100.0
LUMINAIRE	-	-	250	0.50	-
L.E.D. ST. NAME SIGN	-	-	64	0.50	-
VIDEO SYSTEM	-	-	150	1.00	-
BATTERY BACKUP	1	-	25	1.00	25.0
ILLUMINATED SIGN	-	-	25	0.05	-
TOTAL =					594.3

ENERGY COSTS - BILLED TO: IL DEPT. OF TRANSPORTATION
(ADDRESS) 201 W. CENTER COURT
(ADDRESS) SCHALMBURG, IL 60196-1096
ENERGY SUPPLY - CONTACT: JOE STACHO
PHONE: (630) 424-5704
COMPANY: CQM-ED

FILE NAME = 60V80-083-ts.dgn	USER NAME = zwallsten	DESIGNED - JRD	REVISED -
Default	PLOT SCALE = 1:20	DRAWN - ZCW	REVISED -
	PLOT DATE = 12/20/2012	CHECKED - KLB	REVISED -
		DATE - 12-20-12	REVISED -

STATE OF ILLINOIS
DEPARTMENT OF TRANSPORTATION

SCHEDULE OF QUANTITIES, CABLE PLAN, PHASE DESIGNATION DIAGRAM, & EMERGENCY VEHICLE PREEMPTION SEQUENCE
US 20 (LAKE STREET) AT RODENBURG ROAD
SCALE: NONE SHEET OF SHEETS STA. TO STA.

F.A. RTE. VARIES	SECTION 2012-070 I	COUNTY DuPAGE	TOTAL SHEETS 103	SHEET NO. 83
ILLINOIS FED. AID PROJECT			CONTRACT NO. 60V80	