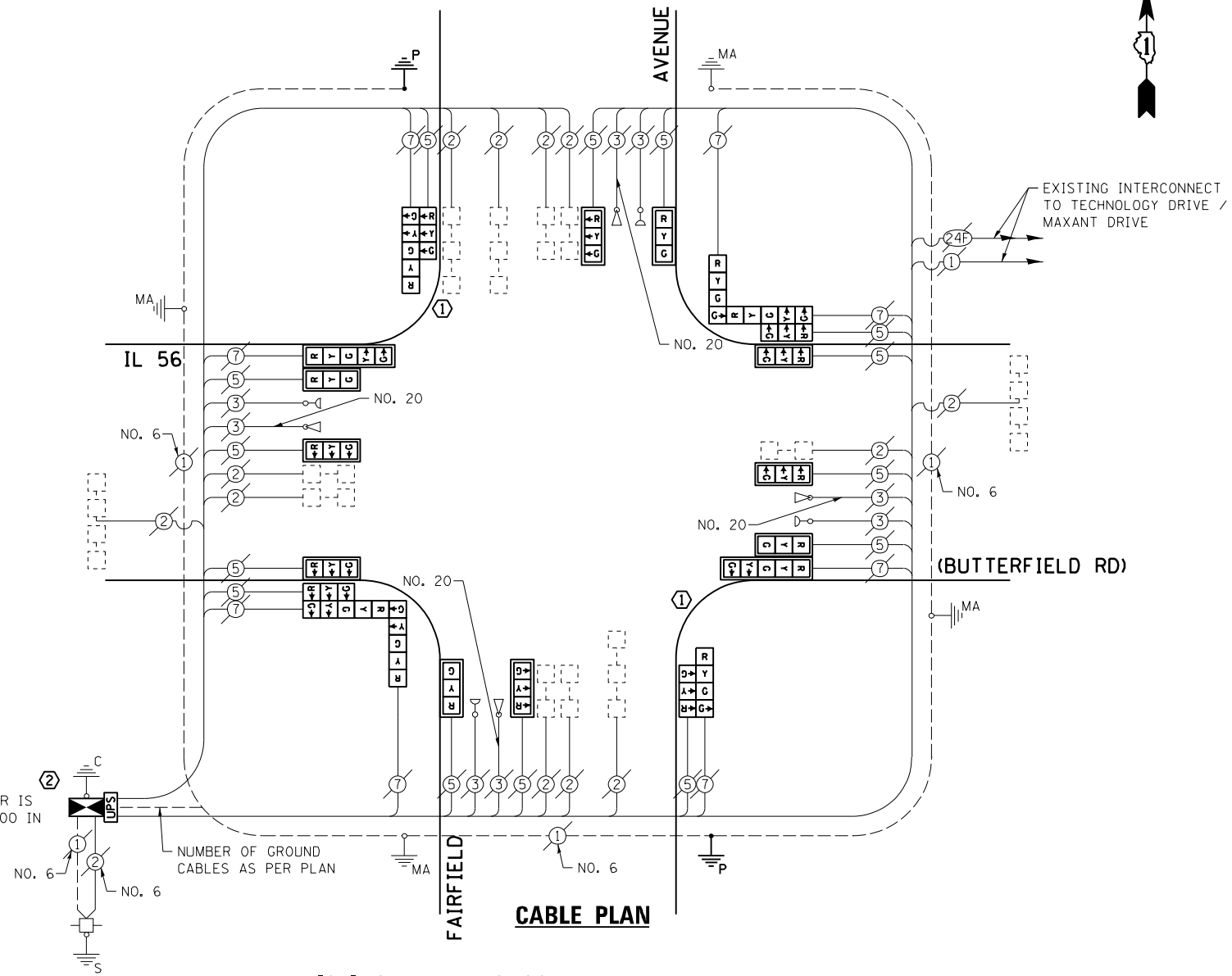


SCHEDULE OF QUANTITIES  
IL 56 (BUTTERFIELD RD) AT FAIRFIELD AVENUE

NO.	QUANT.	UNIT	DESCRIPTION
1.	1	EACH	MAINTENANCE OF EXISTING TRAFFIC SIGNAL INSTALLATION
2.	1	EACH	TRANSCEIVER - FIBER OPTIC
3.	2	EACH	TRAFFIC SIGNAL POST, GALVANIZED STEEL 16 FT.
4.	10	EACH	SIGNAL HEAD, LED, 1-FACE, 3-SECTION, MAST-ARM MOUNTED
5.	2	EACH	SIGNAL HEAD, LED, 1-FACE, 5-SECTION, MAST-ARM MOUNTED
6.	1	EACH	SIGNAL HEAD, LED, 2-FACE, 1-3 SECTION, 1-4 SECTION, BRACKET MOUNTED
7.	1	EACH	SIGNAL HEAD, LED, 2-FACE, 1-3 SECTION, 1-5 SECTION, BRACKET MOUNTED
8.	1	EACH	SIGNAL HEAD, LED, 3-FACE, 1-3 SECTION, 2-5 SECTION BRACKET MOUNTED
9.	1	EACH	SIGNAL HEAD, LED, 3-FACE, 1-3 SECTION, 1-4 SECTION, 1-5 SECTION BRACKET MOUNTED
10.	12	EACH	TRAFFIC SIGNAL BACKPLATE, LOUVERED, ALUMINUM
11.	12	EACH	INDUCTIVE LOOP DETECTOR
12.	1	EACH	REMOVE EXISTING TRAFFIC SIGNAL EQUIPMENT
13.	1	EACH	FULL-ACTUATED CONTROLLER AND TYPE IV CABINET, SPECIAL
14.	1	EACH	UNINTERRUPTABLE POWER SUPPLY, SPECIAL



**NOTE:**  
THE EXISTING CONTROLLER IS AN ECONOLITE ASC/2S-2100 IN A TYPE IV CABINET.

THE FOLLOWING ITEMS SHALL BE REMOVED BY THE CONTRACTOR AND SHALL BE DISPOSED OF BY THEM OUTSIDE THE RIGHT-OF-WAY AT THEIR EXPENSE. THE SALVAGE VALUE OF THE REMOVED EQUIPMENT SHALL BE REFLECTED IN THE CONTRACT BID PRICE.

- 1 EACH CONTROLLER AND CABINET (COMPLETE)
- 10 EACH TRAFFIC SIGNAL HEAD, 1-FACE, 3-SECTION
- 2 EACH TRAFFIC SIGNAL HEAD, 1-FACE, 5-SECTION
- 1 EACH TRAFFIC SIGNAL HEAD, 2-FACE, 1-3 SECTION, 1-4 SECTION
- 1 EACH TRAFFIC SIGNAL HEAD, 2-FACE, 1-3 SECTION, 1-5 SECTION
- 1 EACH TRAFFIC SIGNAL HEAD, 3-FACE, 1-3 SECTION, 2-5 SECTION
- 1 EACH TRAFFIC SIGNAL HEAD, 3-FACE, 1-3 SECTION, 1-4 SECTION, 1-5 SECTION
- 12 EACH TRAFFIC SIGNAL BACKPLATE
- 2 EACH TRAFFIC SIGNAL POST

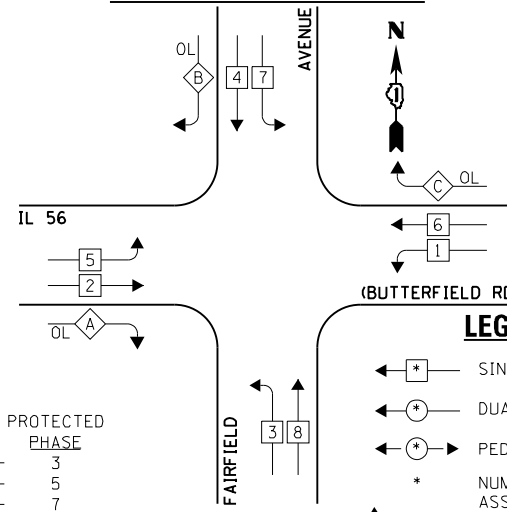
I.D.O.T. TRAFFIC SIGNAL INSTALLATION ELECTRICAL SERVICE REQUIREMENTS				TOTAL WATTAGE	
TYPE	NO. LAMPS	INCAND.	L.E.D.	OPERATION	
SIGNAL (RED)	22	135	17	0.50	187.0
SIGNAL (YELLOW)	22	135	25	0.25	137.5
SIGNAL (GREEN)	22	135	15	0.25	82.5
ARROW	14	135	12	0.10	16.8
PED. SIGNAL	-	90	25	1.00	-
CONTROLLER	1	-	100	1.00	100.0
LUMINAIRE	-	-	250	0.50	-
L.E.D. ST. NAME SIGN	-	-	64	0.50	-
VIDEO SYSTEM	-	-	150	1.00	-
BATTERY BACKUP	1	-	25	1.00	25.0
ILLUMINATED SIGN	-	-	25	0.05	-
TOTAL =					548.8

ENERGY COSTS - BILLED TO: VILLAGE OF LOMBARD  
(ADDRESS) 255 E. WILSON AVENUE  
(ADDRESS) LOMBARD, IL 60148-3969  
ENERGY SUPPLY - CONTACT: JOE STACHO  
PHONE: (630) 424-5704  
COMPANY: CQM-ED

- CONSTRUCTION NOTES:**
- ① REMOVE EXISTING SIGNAL HEADS AND REPLACE EXISTING 16 FOOT PAINTED POST. INSTALL NEW LED SIGNAL HEADS ON NEW 16 FOOT GALVANIZED STEEL POST. REUSE EXISTING TYPE "A" CONCRETE FOUNDATION AND EXISTING CABLES.
  - ② RELOCATION OF THE EXISTING PHASING UNIT FOR THE EMERGENCY VEHICLE PRE-EMPTION SYSTEM IS TO BE INCLUDED IN THE COST OF THE PAY ITEM "FULL ACTUATED CONTROLLER AND CABINET OF THE TYPE SPECIFIED."

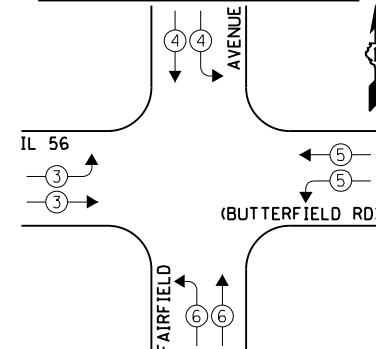
THE TRAFFIC SIGNAL CONTROL EQUIPMENT FOR THIS PROJECT SHALL BE "ECONOLITE" TO MATCH THE EXISTING ADJACENT SYSTEM.

**EXISTING AND PROPOSED CONTROLLER SEQUENCE**



**EXISTING AND PROPOSED PHASE DESIGNATION DIAGRAM**

**EXISTING EMERGENCY VEHICLE PREEMPTION SEQUENCE**



EXISTING EMERGENCY VEHICLE PREEMPTORS				
EMERGENCY VEHICLE PREEMPTOR	3	4	5	6
MOVEMENT	→	↘	↗	←

FILE NAME = 60V80-072-ts.dgn	USER NAME = zwallsten	DESIGNED - JRD	REVISED -
Default	PLOT SCALE = 1:20	DRAWN - ZCW	REVISED -
	PLOT DATE = 12/20/2012	CHECKED - KLB	REVISED -
		DATE - 12-20-12	REVISED -

STATE OF ILLINOIS  
DEPARTMENT OF TRANSPORTATION

SCHEDULE OF QUANTITIES, CABLE PLAN, PHASE DESIGNATION DIAGRAM, & EMERGENCY VEHICLE PREEMPTION SEQUENCE  
IL 56 (BUTTERFIELD RD) AT FAIRFIELD AVENUE

SCALE: NONE SHEET OF SHEETS STA. TO STA.

F.A. RTÉ. VARIES	SECTION 2012-070 I	COUNTY DuPAGE	TOTAL SHEETS 103	SHEET NO. 72
ILLINOIS FED. AID PROJECT			CONTRACT NO. 60V80	