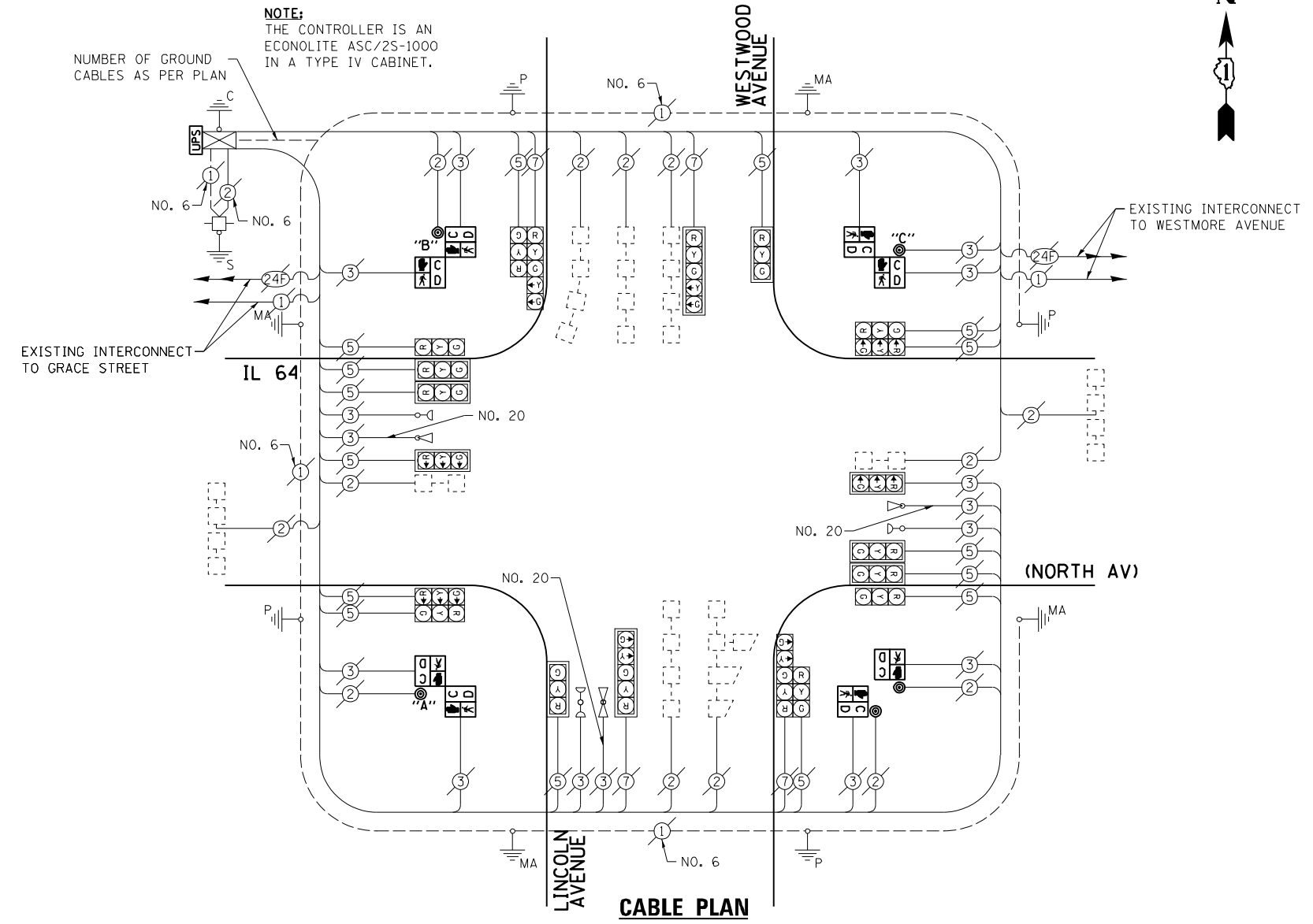


SCHEDULE OF QUANTITIES  
IL 64 (NORTH AV) AT WESTWOOD AVENUE / LINCOLN AVENUE

NO.	QUANT.	UNIT	DESCRIPTION
1.	1	EACH	MAINTENANCE OF EXISTING TRAFFIC SIGNAL INSTALLATION
2.	2	EACH	PEDESTRIAN SIGNAL HEAD, LED, 1-FACE, BRACKET MOUNTED WITH COUNTDOWN TIMER
3.	3	EACH	PEDESTRIAN SIGNAL HEAD, LED, 2-FACE, BRACKET MOUNTED WITH COUNTDOWN TIMER
4.	1	EACH	MODIFY EXISTING CONTROLLER CABINET
5.	1	EACH	REMOVE EXISTING TRAFFIC SIGNAL EQUIPMENT
6.	1	EACH	UNINTERRUPTABLE POWER SUPPLY, SPECIAL
7.	5	EACH	PEDESTRIAN PUSH-BUTTON, NON-LATCHING



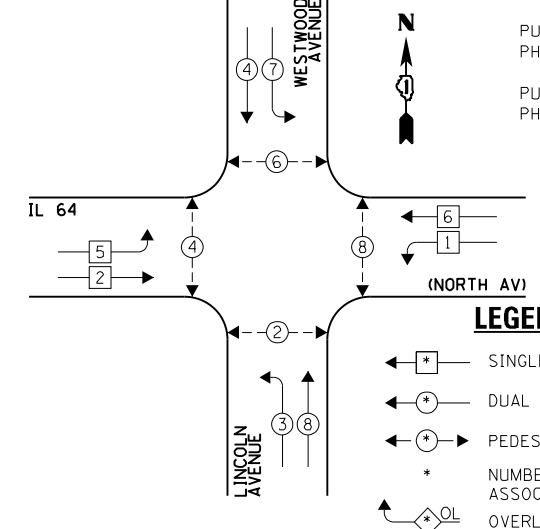
NOTE:  
THE CONTROLLER IS AN  
ECONOLITE ASC/2S-1000  
IN A TYPE IV CABINET.



THE FOLLOWING ITEMS SHALL BE REMOVED BY THE CONTRACTOR AND SHALL BE DISPOSED OF BY THEM OUTSIDE THE RIGHT-OF-WAY AT THEIR EXPENSE. THE SALVAGE VALUE OF THE REMOVED EQUIPMENT SHALL BE REFLECTED IN THE CONTRACT BID PRICE.

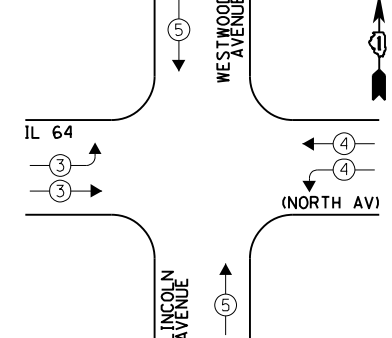
- 2 EACH PEDESTRIAN SIGNAL HEAD, 1-FACE
- 3 EACH PEDESTRIAN SIGNAL HEAD, 2-FACE
- 5 EACH PEDESTRIAN PUSH-BUTTON

EXISTING CONTROLLER SEQUENCE



NOTE:  
PUSH BUTTON "A" SHALL PLACE A CALL IN PHASES 2 AND 4.  
PUSH BUTTON "B" SHALL PLACE A CALL IN PHASES 4 AND 6.  
PUSH BUTTON "C" SHALL PLACE A CALL IN PHASES 6 AND 8.

EXISTING EMERGENCY VEHICLE PREEMPTION SEQUENCE



EXISTING EMERGENCY VEHICLE PREEMPTORS		
EMERGENCY VEHICLE PREEMPTOR	3	4
MOVEMENT	↔	↕

I.D.O.T. TRAFFIC SIGNAL INSTALLATION ELECTRICAL SERVICE REQUIREMENTS					TOTAL WATTAGE
TYPE	NO. LAMPS	INCAND.	L.E.D.	OPERATION	
SIGNAL (RED)	20	135	17	0.50	170.0
SIGNAL (YELLOW)	20	135	25	0.25	125.0
SIGNAL (GREEN)	20	135	15	0.25	75.0
ARROW	8	135	12	0.10	9.6
PED. SIGNAL	8	90	25	1.00	200.0
CONTROLLER	1	-	100	1.00	100.0
LUMINAIRE	-	-	250	0.50	-
L.E.D. ST. NAME SIGN	-	-	64	0.50	-
VIDEO SYSTEM	-	-	150	1.00	-
BATTERY BACKUP	1	-	25	1.00	25.0
ILLUMINATED SIGN	-	-	25	0.05	-
TOTAL =					704.6

ENERGY COSTS - BILLED TO: IL DEPT. OF TRANSPORTATION  
(ADDRESS) 201 W. CENTER COURT  
(ADDRESS) SCHALMBURG, IL 60196-1096  
ENERGY SUPPLY - CONTACT: JOE STACHO  
PHONE: (630) 424-5704  
COMPANY: CQM-ED

EXISTING PHASE DESIGNATION DIAGRAM

FILE NAME = 60V80-027-ts.dgn	USER NAME = zwallsten	DESIGNED - JRD	REVISED -
Default	PLOT SCALE = 1:20	DRAWN - ZCW	REVISED -
	PLOT DATE = 12/20/2012	CHECKED - KLB	REVISED -
		DATE - 12-20-12	REVISED -

STATE OF ILLINOIS  
DEPARTMENT OF TRANSPORTATION

SCHEDULE OF QUANTITIES, CABLE PLAN, PHASE DESIGNATION DIAGRAM, & EMERGENCY VEHICLE PREEMPTION SEQUENCE			
IL 64 (NORTH AV) AT WESTWOOD AVENUE / LINCOLN AVENUE			
SCALE: NONE	SHEET	OF SHEETS	STA. TO STA.

F.A. RTE. VARIES	SECTION 2012-070 I	COUNTY DuPAGE	TOTAL SHEETS 103	SHEET NO. 27
			CONTRACT NO. 60V80	
ILLINOIS FED. AID PROJECT				

GHA #4085.887