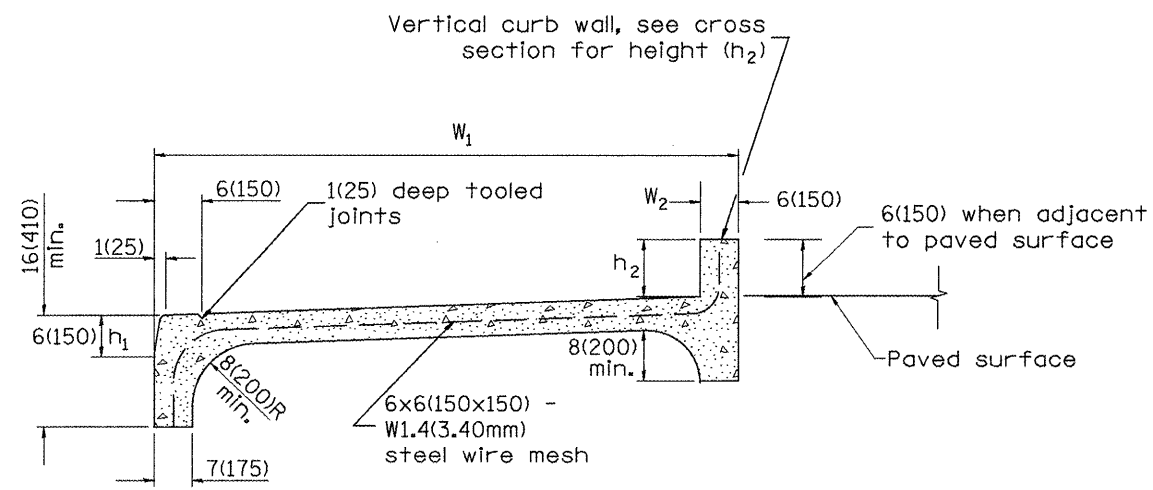
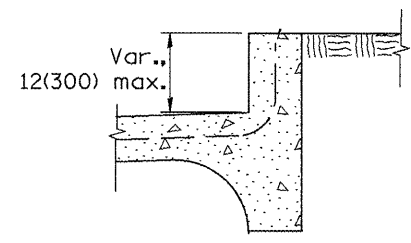


DESIGNER NOTES:
 1. THIS DRAWING SHOULD BE USED IN CONJUNCTION WITH STATE STANDARD 424001 AND DISTRICT CADD STDS. "CURB RAMPS ACCESSIBLE TO THE DISABLED" AND "COMBINATION CONCRETE CURB & SIDEWALK 4" (100mm).

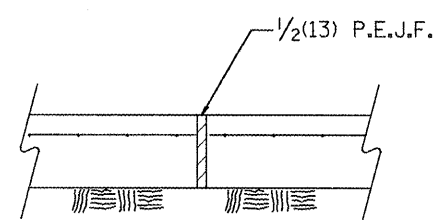
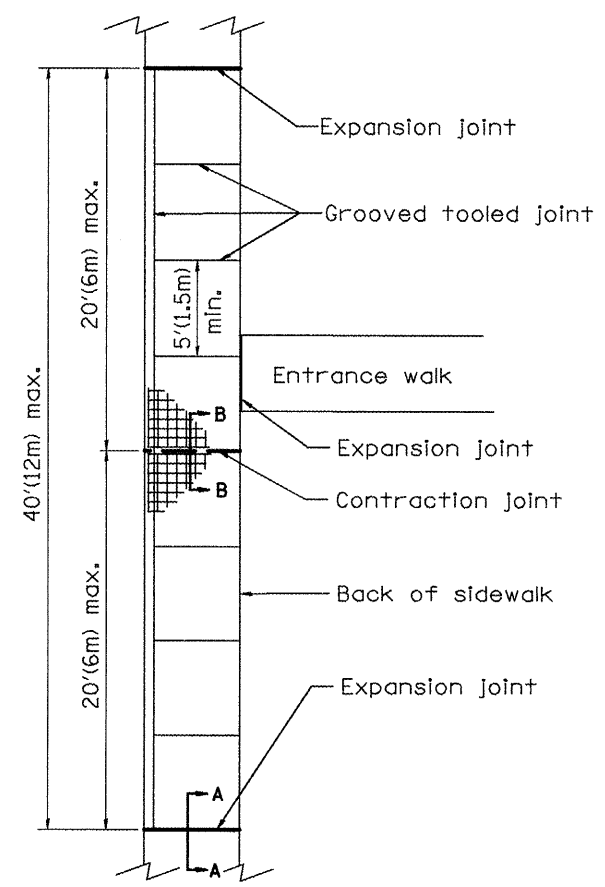


**COMBINATION CONCRETE CURB-SIDEWALK 4" (100mm)
(SPECIAL)**

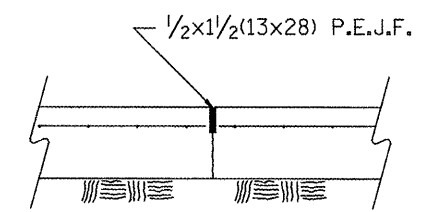
Measurement formula: $(W_1 + W_2 + h_1 + h_2) \times \text{length constructed} =$
Payment area in square feet (square meters)



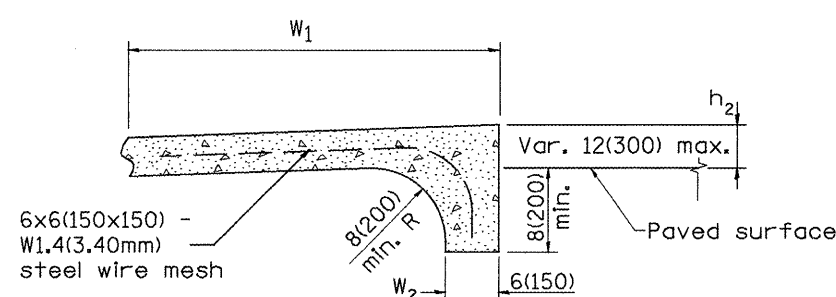
WITH TURF BORDER



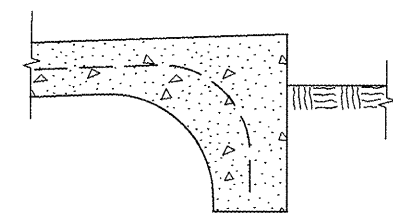
**SEC. A-A
Expansion Joint**



**SEC. B-B
Contraction Joint**



**ALTERNATE BACK DETAIL
WHEN SIDEWALK GRADE ABOVE EXISTING GRADE**



WITH TURF BORDER

GENERAL NOTES:

- All provisions in Section 424 of the Standard Specifications shall apply, unless otherwise shown.

All dimensions are in inches (millimeters) unless otherwise noted.

01-01-97	RENUM. A-5.03, NEW REVISION BOX	T.P.								
10-16-06	REVISED TO 2007 SPEC.	M.A.								
STATE OF ILLINOIS DEPARTMENT OF TRANSPORTATION			COMBINATION CONCRETE CURB-SIDEWALK 4" (100mm), (SPECIAL)			F.A.P. RTE. 399	SECTION 36R-8	COUNTY Tazewell	TOTAL SHEETS 429	SHEET NO. 191
NOT TO SCALE						429	CADD STD. 424106-D4		CONTRACT NO. 68258	
						FED. ROAD DIST. NO.		ILLINOIS FED. AID PROJECT		