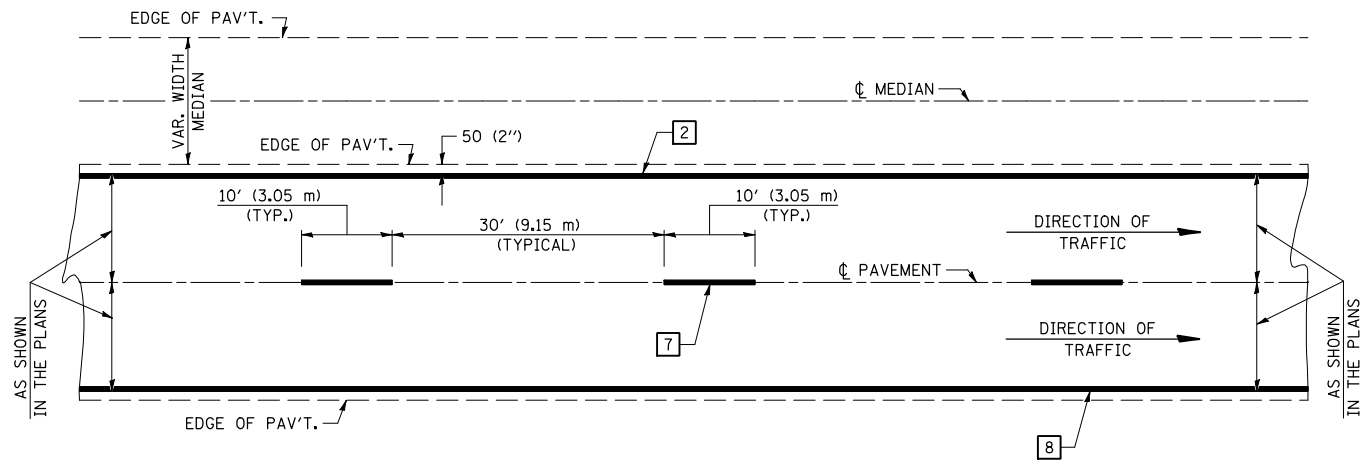


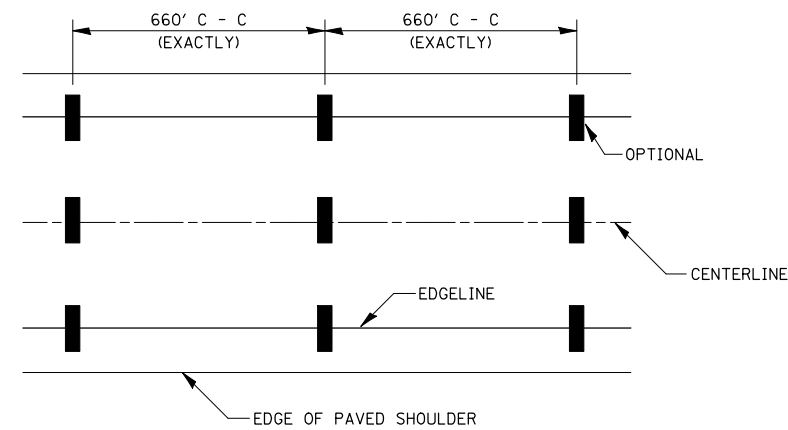
CENTERLINE INTERSTATE OR MULTI-LANE TWO WAY DIVIDED HIGHWAY



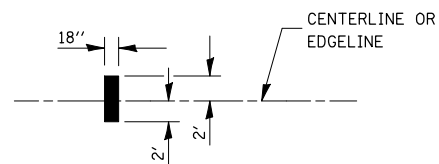
NOTE: PAVEMENT MARKINGS ARE TO BE EXTENDED THROUGH OMISSIONS WHEN APPLICABLE.

NOTE: SEE ARTICLES 780.04 & 781.03 FOR LOCATION OF STRIPES AND MARKERS RELATIVE TO EDGES OR JOINTS.

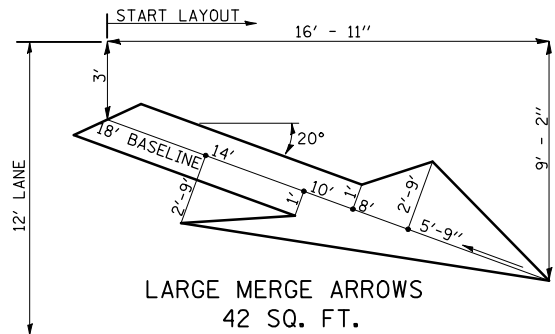
FOR RAISED REFLECTIVE PAVEMENT MARKERS, REFER TO STANDARD 781001.



IT WILL BE NECESSARY TO HAVE A REPRESENTATIVE OF THE STATE POLICE PRESENT SO THAT THE ACCURACY OF MEASUREMENT CAN BE ATTESTED TO IN COURT.

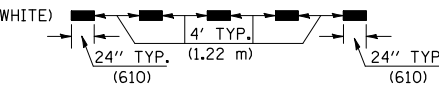
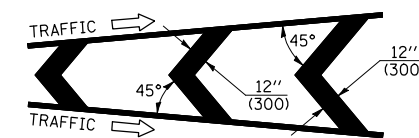
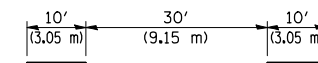
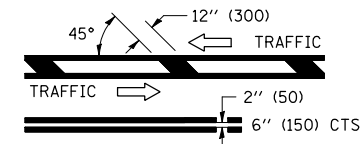
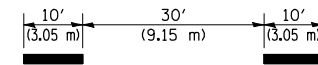


AERIAL SPEED CHECK ZONES

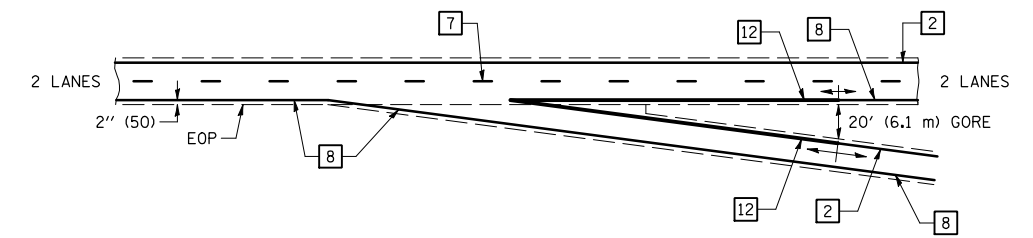


TYPICAL PAVEMENT MARKING LEGEND

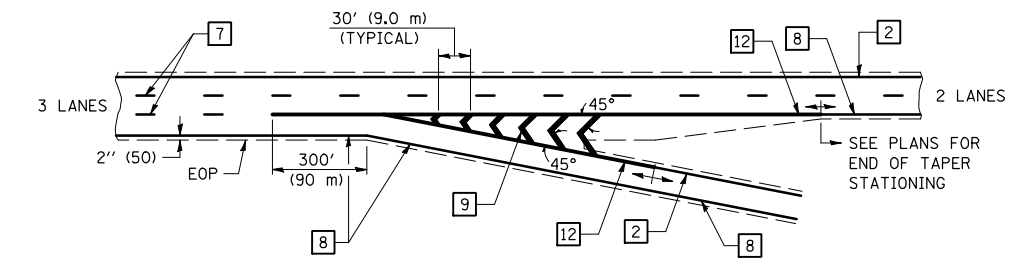
- 1 4" (100) SKIP-DASH (YELLOW)
- 2 4" (100) SOLID (YELLOW)
- 3 12" (300) DIAGONAL (YELLOW)
- 4 4" (100) DOUBLE YELLOW (NARROW)
- 5 RESERVED
- 6 RESERVED
- 7 4" (100) SKIP-DASH (WHITE)
- 8 4" (100) SOLID (WHITE)
- 9 12" (300) DIAGONAL (WHITE)
- 10 6" (150) SOLID (WHITE)
- 11 24" (600) STOP BAR (WHITE)
- 12 8" (200) SOLID (WHITE)
- 13 4" (100) LANE LINE EXTENSIONS (WHITE)



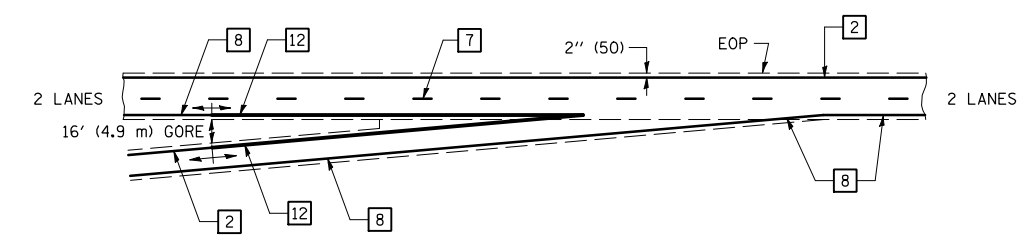
TYPICAL EXIT RAMP TERMINAL



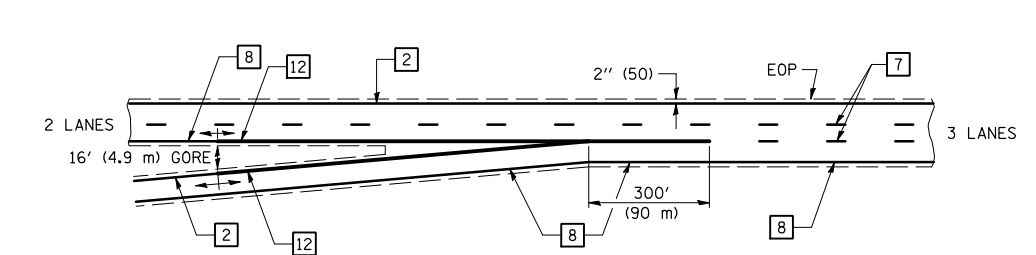
EXIT RAMP TERMINAL with EXCLUSIVE (auxiliary) LANE



TYPICAL ENTRANCE RAMP TERMINAL



ENTRANCE RAMP TERMINAL with EXCLUSIVE LANE



Note: All dimensions are in INCHES (millimeters) unless otherwise shown.

| DATE | REVISIONS | NAME |
|-------|------------------------|------|
| 11/06 | REPLACED DETAIL F-5.22 | TJB |
| | | |
| | | |
| | | |
| | | |
| | | |
| | | |
| | | |
| | | |

ILLINOIS DEPARTMENT OF TRANSPORTATION
**PAVEMENT MARKING
 (INTERSTATE & MULTI-LANE APPLICATIONS)**
DISTRICT 5 DETAIL NO. 7800BBBB