

BID PROPOSAL INSTRUCTIONS

ABOUT IDOT PROPOSALS: All proposals are potential bidding proposals. Each proposal contains all certifications and affidavits, a proposal signature sheet and a proposal bid bond.

PREQUALIFICATION

Any contractor who desires to become pre-qualified to bid on work advertised by IDOT must submit the properly completed pre-qualification forms to the Bureau of Construction no later than 4:30 p.m. prevailing time twenty-one days prior to the letting of interest. This pre-qualification requirement applies to first time contractors, contractors renewing expired ratings, contractors maintaining continuous pre-qualification or contractors requesting revised ratings. To be eligible to bid, existing pre-qualification ratings must be effective through the date of letting.

WHO CAN BID ?

Bids will be accepted from only those companies that request and receive written Authorization to Bid from IDOT's Central Bureau of Construction.

REQUESTS FOR AUTHORIZATION TO BID

Contractors wanting to bid on items included in a particular letting must submit the properly completed "Request for Authorization to Bid/or Not For Bid Status" (BDE 124) and the ORIGINAL "Affidavit of Availability" (BC 57) to the proper office no later than 4:30 p.m. prevailing time, three (3) days prior to the letting date.

WHAT CONSTITUTES WRITTEN AUTHORIZATION TO BID?

When a prospective prime bidder submits a "Request for Authorization to Bid/or Not For Bid Status"(BDE 124) he/she must indicate at that time which items are being requested For Bidding purposes. Only those items requested For Bidding will be analyzed. After the request has been analyzed, the bidder will be issued an **Authorization to Bid or Not for Bid Report**, approved by the Central Bureau of Construction and the Chief Procurement Officer that indicates which items have been approved For Bidding. If **Authorization to Bid** cannot be approved, the **Authorization to Bid or Not for Bid Report** will indicate the reason for denial.

ABOUT AUTHORIZATION TO BID

Firms that have not received an Authorization to Bid or Not For Bid Report within a reasonable time of complete and correct original document submittal should contact the Department as to the status. Firms unsure as to authorization status should call the Prequalification Section of the Bureau of Construction at the number listed at the end of these instructions.

ADDENDA AND REVISIONS

It is the bidder's responsibility to determine which, if any, addenda or revisions pertain to any project they may be bidding. Failure to incorporate all relevant addenda or revisions may cause the bid to be declared unacceptable.

Each addendum or revision will be included with the Electronic Plans and Proposals. Addenda and revisions will also be placed on the Addendum/Revision Checklist and each subscription service subscriber will be notified by e-mail of each addendum and revision issued.

The Internet is the Department's primary way of doing business. The subscription service emails are an added courtesy the Department provides. It is suggested that bidders check IDOT's website at <http://www.idot.illinois.gov/doing-business/procurements/construction-services/construction-bulletins/transportation-bulletin/index#TransportationBulletin> before submitting final bid information.

IDOT IS NOT RESPONSIBLE FOR ANY E-MAIL FAILURES.

Addenda questions may be directed to the Contracts Office at (217)782-7806 or DOT.D&Econtracts@illinois.gov

Technical questions about downloading these files may be directed to Tim Garman at (217)524-1642 or Timothy.Garman@illinois.gov.

STANDARD GUIDELINES FOR SUBMITTING BIDS

- All pages should be single sided.
- Use the Cover Page that is provided in the Bid Proposal (posted on the IDOT Web Site) as the first page of your submitted bid. It has the item number in large bold type in the upper left-hand corner and lines provided for your company name and address in the upper right-hand corner.
- Do not use report covers, presentation folders or special bindings and do not staple multiple times on left side like a book. Use only 1 staple in the upper left hand corner. Make sure all elements of your bid are stapled together including the bid bond or guaranty check (if required).
- **Do not include any certificates of eligibility, your authorization to bid, Addendum Letters or affidavit of availability.**
- Do not include the Subcontractor Documentation with your bid (pages i – iii and pages a – g). This documentation is required only if you are awarded the project.
- Use the envelope cover sheet (provided with the proposal) as the cover for the proposal envelope.
- Do not rely on overnight services to deliver your proposal prior to 10 AM on letting day. It will not be read if it is delivered after 10 AM.
- Do not submit your Substance Abuse Prevention Program (SAPP) with your bid. If you are awarded the contract this form is to be submitted to the district engineer at the pre-construction conference.

BID SUBMITTAL CHECKLIST

- Cover page** (the sheet that has the item number on it) – This should be the first page of your bid proposal, **followed by your bid (the Schedule of Prices/Pay Items)**. If you are using special software or CBID to generate your schedule of prices, do not include the blank pages of the schedule of prices that came with the proposal package.
- Page 4 (Item 9)** – Check “YES” if you will use a subcontractor(s) with an annual value over \$50,000. Include the subcontractor(s) name, address, general type of work to be performed and the dollar amount. If you will use subcontractor(s) but are uncertain who or the dollar amount; check “YES” but leave the lines blank.
- After page 4** – Insert the following documents: Cost Adjustments for Steel, Bituminous and Fuel (if applicable) and the Contractor Letter of Assent (if applicable). The general rule should be, if you don’t know where it goes, put it after page 4.
- Page 10 (Paragraph J)** – Check “YES” or “NO” whether your company has any business in Iran.
- Page 10 (Paragraph K)** – (Not applicable to federally funded projects) List the name of the apprenticeship and training program sponsor holding the certificate of registration from the US Department of Labor. If no applicable program exists, please indicate the work/job category. Do not include certificates with your bid. Keep the certificates in your office in case they are requested by IDOT.
- Page 11 (Paragraph L)** – A copy of your State Board of Elections certificate of registration is no longer required with your bid.
- Page 11 (Paragraph M)** – Indicate if your company has hired a lobbyist in connection with the job for which you are submitting the bid proposal.
- Page 12 (Paragraph C)** – This is a work sheet to determine if a completed Form A is required. It is not part of the form and you do not need to make copies for each completed Form A.
- Pages 14-17 (Form A)** – One Form A (4 pages) is required for each applicable person in your company. Copies of the forms can be used and only need to be changed when the information changes. The certification signature and date must be original for each letting. **Do not staple the forms together.** If you answered “NO” to all of the questions in Paragraph C (page 12), complete the first section (page 14) with your company information and then sign and date the Not Applicable statement on page 17.
- Page 18 (Form B)** - If you check “YES” to having other current or pending contracts it is acceptable to use the phrase, “See Affidavit of Availability on file”. **Ownership Certification** (at the bottom of the page) - Check N/A if the Form A(s) you submitted accounts for 100 percent of the company ownership. Check YES if any percentage of ownership falls outside of the parameters that require reporting on the Form A. Checking NO indicates that the Form A(s) you submitted is not correct and you will be required to submit a revised Form A.
- Page 20 (Workforce Projection)** – Be sure to include the Duration of the Project. It is acceptable to use the phrase “Per Contract Specifications”.

Proposal Bid Bond – (Insert after the proposal signature page) Submit your proposal Proposal Bid Bond (if applicable) using the current Proposal Bid Bond form provided in the proposal package. The Power of Attorney page should be stapled to the Proposal Bid Bond. If you are using an electronic bond, include your bid bond number on the Proposal Bid Bond and attach the Proof of Insurance printed from the Surety’s Web Site.

Disadvantaged Business Utilization Plan and/or Good Faith Effort – The last items in your bid should be the DBE Utilization Plan (SBE 2026), followed by the DBE Participation Statement (SBE 2025) and supporting paperwork. If you have documentation of a Good Faith Effort, it is to follow the SBE Forms.

The Bid Letting is now available in streaming Audio/Video from the IDOT Web Site. A link to the stream will be placed on the main page of the current letting on the day of the Letting. The stream will not begin until 10 AM. The actual reading of the bids does not begin until approximately 10:30 AM.

Following the Letting, the As-Read Tabulation of Bids will be posted by the end of the day. You will find the link on the main Web page for the current letting.

QUESTIONS: pre-letting up to execution of the contract

Contractor pre-qualification 217-782-3413
Small Business, Disadvantaged Business Enterprise (DBE) 217-785-4611
Contracts, Bids, Letting process or Internet downloads 217-782-7806
Estimates Unit..... 217-785-3483
Aeronautics..... 217-785-8515
IDNR (Land Reclamation, Water Resources, Natural Resources)..... 217-782-6302

QUESTIONS: following contract execution

Subcontractor documentation, payments 217-782-3413
Railroad Insurance 217-785-0275

RETURN WITH BID

114

Proposal Submitted By
Name
Address
City

Letting March 4, 2016

NOTICE TO PROSPECTIVE BIDDERS

This proposal can be used for bidding purposes by only those companies that request and receive written AUTHORIZATION TO BID from IDOT's Central Bureau of Construction.

BIDDERS NEED NOT RETURN THE ENTIRE PROPOSAL

**Notice to Bidders,
Specifications,
Proposal, Contract
and Contract Bond**



**Illinois Department
of Transportation**

Springfield, Illinois 62764

**Contract No. 61C19
KANE County
Section 12-04101-01-BR
Route TR 149 (Seavey Road)
Project BROS-0089(175)
District 1 Construction Funds**

PLEASE MARK THE APPROPRIATE BOX BELOW:

- A Bid Bond is included.
- A Cashier's Check or a Certified Check is included
- An Annual Bid Bond is included or is on file with IDOT.

Prepared by

Checked by

F

Page intentionally left blank

RETURN WITH BID



PROPOSAL

TO THE DEPARTMENT OF TRANSPORTATION

1. Proposal of _____

Taxpayer Identification Number (Mandatory) _____

For the improvement identified and advertised for bids in the Invitation for Bids as:

**Contract No. 61C19
KANE County
Section 12-04101-01-BR
Project BROS-0089(175)
Route TR 149 (Seavey Road)
District 1 Construction Funds**

Project consists of removing the superstructure, construction of a new precast prestressed concrete deck beam bridge (21" depth), pavement removal and reconstruction, placement of embankment, shoulder construction, guardrail installation, placement of signing, pavement marking and all other incidental items to complete the work on TR 149 (Seavey Road) at Lake Run Creek.

2. The undersigned bidder will furnish all labor, material and equipment to complete the above described project in a good and workmanlike manner as provided in the contract documents provided by the Department of Transportation. This proposal will become part of the contract and the terms and conditions contained in the contract documents will govern performance and payments.

RETURN WITH BID

3. **ASSURANCE OF EXAMINATION AND INSPECTION/WAIVER.** The undersigned bidder further declares that he/she has carefully examined the proposal, plans, specifications, addenda form of contract and contract bond, and special provisions, and that he/she has inspected in detail the site of the proposed work, and that he/she has familiarized themselves with all of the local conditions affecting the contract and the detailed requirements of construction, and understands that in making this bid proposal he/she waives all right to plead any misunderstanding regarding the same.

4. **EXECUTION OF CONTRACT AND CONTRACT BOND.** The undersigned bidder further agrees to execute a contract for this work and present the same to the department within fifteen (15) days after the contract has been mailed to him/her. The undersigned further agrees that he/she and his/her surety will execute and present within fifteen (15) days after the contract has been mailed to him/her contract bond satisfactory to and in the form prescribed by the Department of Transportation, in the penal sum of the full amount of the contract, or as specified in the special provisions, guaranteeing the faithful performance of the work in accordance with the terms of the contract.

5. **PROPOSAL GUARANTY.** Accompanying this proposal is either a bid bond on the department form, executed by a corporate surety company satisfactory to the department, or a proposal guaranty check consisting of a bank cashier's check or a properly certified check for not less than 5 per cent of the amount bid or for the amount specified in the following schedule:

<u>Amount of Bid</u>		<u>Proposal Guaranty</u>	<u>Amount of Bid</u>		<u>Proposal Guaranty</u>	
Up to	\$5,000	\$150	\$2,000,000	to	\$3,000,000	\$100,000
\$5,000	to \$10,000	\$300	\$3,000,000	to	\$5,000,000	\$150,000
\$10,000	to \$50,000	\$1,000	\$5,000,000	to	\$7,500,000	\$250,000
\$50,000	to \$100,000	\$3,000	\$7,500,000	to	\$10,000,000	\$400,000
\$100,000	to \$150,000	\$5,000	\$10,000,000	to	\$15,000,000	\$500,000
\$150,000	to \$250,000	\$7,500	\$15,000,000	to	\$20,000,000	\$600,000
\$250,000	to \$500,000	\$12,500	\$20,000,000	to	\$25,000,000	\$700,000
\$500,000	to \$1,000,000	\$25,000	\$25,000,000	to	\$30,000,000	\$800,000
\$1,000,000	to \$1,500,000	\$50,000	\$30,000,000	to	\$35,000,000	\$900,000
\$1,500,000	to \$2,000,000	\$75,000	over		\$35,000,000	\$1,000,000

Bank cashier's checks or properly certified checks accompanying bid proposals will be made payable to the Treasurer, State of Illinois.

If a combination bid is submitted, the proposal guaranties which accompany the individual bid proposals making up the combination will be considered as also covering the combination bid.

The amount of the proposal guaranty check is _____ \$(_____). If this proposal is accepted and the undersigned will fail to execute a contract bond as required herein, it is hereby agreed that the amount of the proposal guaranty will become the property of the State of Illinois, and shall be considered as payment of damages due to delay and other causes suffered by the State because of the failure to execute said contract and contract bond; otherwise, the bid bond will become void or the proposal guaranty check will be returned to the undersigned.

Attach Cashier's Check or Certified Check Here

In the event that one proposal guaranty check is intended to cover two or more bid proposals, the amount must be equal to the sum of the proposal guaranties which would be required for each individual bid proposal. If the guaranty check is placed in another bid proposal, state below where it may be found.

The proposal guaranty check will be found in the bid proposal for:

Item _____

Section No. _____

County _____

Mark the proposal cover sheet as to the type of proposal guaranty submitted.

RETURN WITH BID

6. **COMBINATION BIDS.** The undersigned bidder further agrees that if awarded the contract for the sections contained in the following combination, he/she will perform the work in accordance with the requirements of each individual contract comprising the combination bid specified in the schedule below, and that the combination bid shall be prorated against each section in proportion to the bid submitted for the same. If an error is found to exist in the gross sum bid for one or more of the individual sections included in a combination, the combination bid shall be corrected as provided in the specifications.

When a combination bid is submitted, the schedule below must be completed in each proposal comprising the combination.

If alternate bids are submitted for one or more of the sections comprising the combination, a combination bid must be submitted for each alternate.

Schedule of Combination Bids

Combination No.	Sections Included in Combination	Combination Bid	
		Dollars	Cents

7. **SCHEDULE OF PRICES.** The undersigned bidder submits herewith, in accordance with the rules and instructions, a schedule of prices for the items of work for which bids are sought. The unit prices bid are in U.S. dollars and cents, and all extensions and summations have been made. The bidder understands that the quantities appearing in the bid schedule are approximate and are provided for the purpose of obtaining a gross sum for the comparison of bids. If there is an error in the extension of the unit prices, the unit prices will govern. Payment to the contractor awarded the contract will be made only for actual quantities of work performed and accepted or materials furnished according to the contract. The scheduled quantities of work to be done and materials to be furnished may be increased, decreased or omitted as provided elsewhere in the contract.
8. **AUTHORITY TO DO BUSINESS IN ILLINOIS.** Section 20-43 of the Illinois Procurement Code (the Code) (30 ILCS 500/20-43) provides that a person (other than an individual acting as a sole proprietor) must be a legal entity authorized to transact business or conduct affairs in the State of Illinois prior to submitting the bid.
9. **EXECUTION OF CONTRACT:** The Department of Transportation will, in accordance with the rules governing Department procurements, execute the contract and shall be the sole entity having the authority to accept performance and make payments under the contract. Execution of the contract by the Chief Procurement Officer (CPO) or the State Purchasing Officer (SPO) is for approval of the procurement process and execution of the contract by the Department. Neither the CPO nor the SPO shall be responsible for administration of the contract or determinations respecting performance or payment there under except as otherwise permitted in the Code.
10. **The services of a subcontractor will be used.**

Check box Yes
 Check box No

For known subcontractors with subcontracts with an annual value of more than \$50,000, the contract shall include their name, address, general type of work to be performed, and the dollar allocation for each subcontractor.
 (30 ILCS 500/20-120)

COUNTY NAME	CODE	DIST	SECTION NUMBER	PROJECT NUMBER	ROUTE
KANE	089	01	12-04101-01-BR	BROS-0089/175/000	TR 149

ITEM NUMBER	PAY ITEM DESCRIPTION	UNIT OF MEASURE	QUANTITY	UNIT PRICE		TOTAL PRICE	
				DOLLARS	CENTS	DOLLARS	CTS
A2001720	T-ACER SACR 2-1/2	EACH	3.000 X	=			
X0324079	EXIST FIELD TILE REM	FOOT	60.000 X	=			
X0326806	WASHOUT BASIN	L SUM	1.000 X	=			
X0327487	TRI GEOGRID REINF T1	SQ YD	2,138.000 X	=			
X2130010	EXPLOR TRENCH SPL	FOOT	100.000 X	=			
X5030305	CONC WEARING SURF 5	SQ YD	161.000 X	=			
X5860110	GRANULAR BACKFILL STR	CU YD	17.000 X	=			
X7010216	TRAF CONT & PROT SPL	L SUM	1.000 X	=			
X7010237	CHANGE MESSAGE SN SPL	CAL DA	28.000 X	=			
Z0013798	CONSTRUCTION LAYOUT	L SUM	1.000 X	=			
Z0022800	FENCE REMOVAL	FOOT	640.000 X	=			
Z0030850	TEMP INFO SIGNING	SQ FT	42.500 X	=			
Z0046304	P UNDR FOR STRUCT 4	FOOT	100.000 X	=			
20100110	TREE REMOV 6-15	UNIT	28.000 X	=			
20101000	TEMPORARY FENCE	FOOT	100.000 X	=			

ITEM NUMBER	PAY ITEM DESCRIPTION	UNIT OF MEASURE	QUANTITY	UNIT PRICE		TOTAL PRICE	
				DOLLARS	CENTS	DOLLARS	CTS
20200100	EARTH EXCAVATION	CU YD	425.000 X	=			
20201200	REM & DISP UNS MATL	CU YD	2,427.000 X	=			
20400800	FURNISHED EXCAVATION	CU YD	243.000 X	=			
21101505	TOPSOIL EXC & PLAC	CU YD	429.000 X	=			
25000310	SEEDING CL 4	ACRE	0.300 X	=			
25000320	SEEDING CL 5	ACRE	0.300 X	=			
25100635	HD EROS CONTR BLANKET	SQ YD	1,462.000 X	=			
25100900	TURF REINF MAT	SQ YD	1,211.000 X	=			
28000250	TEMP EROS CONTR SEED	POUND	113.000 X	=			
28000305	TEMP DITCH CHECKS	FOOT	60.000 X	=			
28000315	AGG DITCH CHECKS	TON	3.200 X	=			
28000400	PERIMETER EROS BAR	FOOT	970.000 X	=			
28100107	STONE RIPRAP CL A4	SQ YD	294.000 X	=			
28200200	FILTER FABRIC	SQ YD	294.000 X	=			
30300001	AGG SUBGRADE IMPROVE	CU YD	2,503.000 X	=			

ITEM NUMBER	PAY ITEM DESCRIPTION	UNIT OF MEASURE	QUANTITY	UNIT PRICE		TOTAL PRICE	
				DOLLARS	CENTS	DOLLARS	CTS
30300112	AGG SUBGRADE IMPR 12	SQ YD	1,740.000 X	=			
40600275	BIT MATLS PR CT	POUND	3,817.000 X	=			
40701826	HMA PAVT FD 7 1/4	SQ YD	1,080.000 X	=			
42001430	BR APPR PVT CON (FLX)	SQ YD	31.000 X	=			
44000100	PAVEMENT REM	SQ YD	1,227.000 X	=			
48203026	HMA SHOULDERS 7 1/4	SQ YD	523.000 X	=			
50101500	REM EXIST SUP-STR	EACH	1.000 X	=			
50102400	CONC REM	CU YD	2.200 X	=			
50200100	STRUCTURE EXCAVATION	CU YD	36.000 X	=			
50300225	CONC STRUCT	CU YD	7.600 X	=			
50300260	BR DECK GROOVING	SQ YD	161.000 X	=			
50300300	PROTECTIVE COAT	SQ YD	161.000 X	=			
50400405	P P CONC DK BM 21 DP	SQ FT	1,445.000 X	=			
50800205	REINF BARS, EPOXY CTD	POUND	3,360.000 X	=			
50901050	STEEL RAILING TY SM	FOOT	107.000 X	=			

TR 149
12-04101-01-BR
KANE

ILLINOIS DEPARTMENT OF TRANSPORTATION
SCHEDULE OF PRICES
CONTRACT NUMBER - 61C19

ECMS002 DTGECM03 ECMR003 PAGE 4
RUN DATE - 01/27/16
RUN TIME - 183018

ITEM NUMBER	PAY ITEM DESCRIPTION	UNIT OF MEASURE	QUANTITY	UNIT PRICE		TOTAL PRICE	
				DOLLARS	CENTS	DOLLARS	CTS
51500100	NAME PLATES	EACH	1.000 X	=			
59100100	GEOCOMPOSITE WALL DR	SQ YD	20.000 X	=			
60100060	CONC HDWL FOR P DRAIN	EACH	6.000 X	=			
60100945	PIPE DRAINS 12	FOOT	60.000 X	=			
60107600	PIPE UNDERDRAINS 4	FOOT	44.000 X	=			
60235300	INLETS TA T1F CL	EACH	2.000 X	=			
63000003	SPBGR TY A 9FT POSTS	FOOT	277.000 X	=			
63100087	TRAF BAR TERM T6A	EACH	4.000 X	=			
63100167	TR BAR TRM T1 SPL TAN	EACH	4.000 X	=			
63200310	GUARDRAIL REMOV	FOOT	196.000 X	=			
67100100	MOBILIZATION	L SUM	1.000 X	=			
70103815	TR CONT SURVEILLANCE	CAL DA	5.000 X	=			
72000100	SIGN PANEL T1	SQ FT	32.250 X	=			
72400100	REMOV SIN PAN ASSY TA	EACH	3.000 X	=			
72800100	TELES STL SIN SUPPORT	FOOT	68.000 X	=			

ITEM NUMBER	PAY ITEM DESCRIPTION	UNIT OF MEASURE	QUANTITY	UNIT PRICE		TOTAL PRICE	
				DOLLARS	CENTS	DOLLARS	CTS
78009004	MOD URETH PM LINE 4	FOOT	1,180.000		X		
78009008	MOD URETH PM LINE 8	FOOT	1,200.000		X		
78200410	GUARDRAIL MKR TYPE A	EACH	10.000		X		
78201000	TERMINAL MARKER - DA	EACH	4.000		X		
						TOTAL	\$

NOTE:

1. EACH PAY ITEM SHOULD HAVE A UNIT PRICE AND A TOTAL PRICE.
2. THE UNIT PRICE SHALL GOVERN IF NO TOTAL PRICE IS SHOWN OR IF THERE IS A DISCREPANCY BETWEEN THE PRODUCT OF THE UNIT PRICE MULTIPLIED BY THE QUANTITY.
3. IF A UNIT PRICE IS OMITTED, THE TOTAL PRICE WILL BE DIVIDED BY THE QUANTITY IN ORDER TO ESTABLISH A UNIT PRICE.
4. A BID MAY BE DECLARED UNACCEPTABLE IF NEITHER A UNIT PRICE NOR A TOTAL PRICE IS SHOWN.

RETURN WITH BID

STATE REQUIRED ETHICAL STANDARDS GOVERNING CONTRACT PROCUREMENT: ASSURANCES, CERTIFICATIONS AND DISCLOSURES

I. GENERAL

A. Article 50 of the Code establishes the duty of all State CPOs, SPOs, and their designees to maximize the value of the expenditure of public moneys in procuring goods, services, and contracts for the State of Illinois and to act in a manner that maintains the integrity and public trust of State government. In discharging this duty, they are charged by law to use all available information, reasonable efforts, and reasonable actions to protect, safeguard, and maintain the procurement process of the State of Illinois.

B. In order to comply with the provisions of Article 50 and to carry out the duty established therein, all bidders are to adhere to ethical standards established for the procurement process, and to make such assurances, disclosures and certifications required by law. Except as otherwise required in subsection III, paragraphs J-M, by execution of the Proposal Signature Sheet, the bidder indicates that each of the mandated assurances have been read and understood, that each certification is made and understood, and that each disclosure requirement has been understood and completed.

C. In addition to all other remedies provided by law, failure to comply with any assurance, failure to make any disclosure or the making of a false certification shall be grounds for the CPO to void the contract, and may result in the suspension or debarment of the bidder or subcontractor. If a false certification is made by a subcontractor the contractor's submitted bid and the executed contract may not be declared void unless the contractor refuses to terminate the subcontract upon the State's request after a finding that the subcontractor's certification was false.

I acknowledge, understand and accept these terms and conditions.

II. ASSURANCES

The assurances hereinafter made by the bidder are each a material representation of fact upon which reliance is placed should the Department enter into the contract with the bidder.

A. Conflicts of Interest

Section 50-13. Conflicts of Interest.

(a) Prohibition. It is unlawful for any person holding an elective office in this State, holding a seat in the General Assembly, or appointed to or employed in any of the offices or agencies of state government and who receives compensation for such employment in excess of 60% of the salary of the Governor of the State of Illinois, or who is an officer or employee of the Capital Development Board or the Illinois State Toll Highway Authority, or who is the spouse or minor child of any such person to have or acquire any contract, or any direct pecuniary interest in any contract therein, whether for stationery, printing, paper, or any services, materials, or supplies, that will be wholly or partially satisfied by the payment of funds appropriated by the General Assembly of the State of Illinois or in any contract of the Capital Development Board or the Illinois State Toll Highway Authority.

(b) Interests. It is unlawful for any firm, partnership, association or corporation, in which any person listed in subsection (a) is entitled to receive (i) more than 7 1/2% of the total distributable income or (ii) an amount in excess of the salary of the Governor, to have or acquire any such contract or direct pecuniary interest therein.

(c) Combined interests. It is unlawful for any firm, partnership, association, or corporation, in which any person listed in subsection (a) together with his or her spouse or minor children is entitled to receive (i) more than 15%, in the aggregate, of the total distributable income or (ii) an amount in excess of 2 times the salary of the Governor, to have or acquire any such contract or direct pecuniary interest therein.

(d) Securities. Nothing in this Section invalidates the provisions of any bond or other security previously offered or to be offered for sale or sold by or for the State of Illinois.

(e) Prior interests. This Section does not affect the validity of any contract made between the State and an officer or employee of the State or member of the General Assembly, his or her spouse, minor child or any combination of those persons if that contract was in existence before his or her election or employment as an officer, member, or employee. The contract is voidable, however, if it cannot be completed within 365 calendar days after the officer, member, or employee takes office or is employed. The current salary of the Governor is \$177,412.00. Sixty percent of the salary is \$106,447.20.

RETURN WITH BID

The bidder assures the Department that the award and execution of the contract would not cause a violation of Section 50-13, or that an effective exemption has been issued by the Board of Ethics to any individual subject to the Section 50-13 prohibitions pursuant to the provisions of Section 50-20 of the Code. Information concerning the exemption process is available from the Department upon request.

B. Negotiations

Section 50-15. Negotiations.

It is unlawful for any person employed in or on a continual contractual relationship with any of the offices or agencies of State government to participate in contract negotiations on behalf of that office or agency with any firm, partnership, association, or corporation with whom that person has a contract for future employment or is negotiating concerning possible future employment.

The bidder assures the Department that the award and execution of the contract would not cause a violation of Section 50-15, and that the bidder has no knowledge of any facts relevant to the kinds of acts prohibited therein.

C. Inducements

Section 50-25. Inducement.

Any person who offers or pays any money or other valuable thing to any person to induce him or her not to provide a submission to a vendor portal or to bid for a State contract or as recompense for not having bid on a State contract is guilty of a Class 4 felony. Any person who accepts any money or other valuable thing for not bidding for a State contract, not making a submission to a vendor portal, or who withholds a bid or submission to a vendor portal in consideration of the promise for the payment of money or other valuable thing is guilty of a Class 4 felony.

The bidder assures the Department that the award and execution of the contract would not cause a violation of Section 50-25, and that the bidder has no knowledge of any facts relevant to the kinds of acts prohibited therein.

D. Revolving Door Prohibition

Section 50-30. Revolving door prohibition.

CPOs, SPOs, procurement compliance monitors, their designees whose principal duties are directly related to State procurement, and executive officers confirmed by the Senate are expressly prohibited for a period of 2 years after terminating an affected position from engaging in any procurement activity relating to the State agency most recently employing them in an affected position for a period of at least 6 months. The prohibition includes, but is not limited to: lobbying the procurement process; specifying; bidding; proposing bid, proposal, or contract documents; on their own behalf or on behalf of any firm, partnership, association, or corporation. This Section applies only to persons who terminate an affected position on or after January 15, 1999.

The bidder assures the Department that the award and execution of the contract would not cause a violation of Section 50-30, and that the bidder has no knowledge of any facts relevant to the kinds of acts prohibited therein.

E. Reporting Anticompetitive Practices

Section 50-40. Reporting anticompetitive practices.

When, for any reason, any vendor, bidder, contractor, CPO, SPO, designee, elected official, or State employee suspects collusion or other anticompetitive practice among any bidders, offerors, contractors, proposers, or employees of the State, a notice of the relevant facts shall be transmitted to the Attorney General and the CPO.

The bidder assures the Department that it has not failed to report any relevant facts concerning the practices addressed in Section 50-40 which may involve the contract for which the bid or submission to a vendor portal is submitted.

F. Confidentiality

Section 50-45. Confidentiality.

Any CPO, SPO, designee, or executive officer who willfully uses or allows the use of specifications, competitive bid documents, proprietary competitive information, proposals, contracts, or selection information to compromise the fairness or integrity of the procurement, bidding, or contract process shall be subject to immediate dismissal, regardless of the Personnel code, any contract, or any collective bargaining agreement, and may in addition be subject to criminal prosecution.

The bidder assures the Department that it has no knowledge of any fact relevant to the practices addressed in Section 50-45 which may involve the contract for which the bid is submitted.

RETURN WITH BID

G. Insider Information

Section 50-50. Insider information.

It is unlawful for any current or former elected or appointed State official or State employee to knowingly use confidential information available only by virtue of that office or employment for actual or anticipated gain for themselves or another person.

The bidder assures the Department that it has no knowledge of any facts relevant to the practices addressed in Section 50-50 which may involve the contract for which the bid is submitted.

I acknowledge, understand and accept these terms and conditions for the above assurances.

III. CERTIFICATIONS

The certifications hereinafter made by the bidder are each a material representation of fact upon which reliance is placed should the Department enter into the contract with the bidder. Section 50-2 of the Code provides that every person that has entered into a multi-year contract and every subcontractor with a multi-year subcontract shall certify, by July 1 of each fiscal year covered by the contract after the initial fiscal year, to the responsible CPO whether it continues to satisfy the requirements of Article 50 pertaining to the eligibility for a contract award. If a contractor or subcontractor is not able to truthfully certify that it continues to meet all requirements, it shall provide with its certification a detailed explanation of the circumstances leading to the change in certification status. A contractor or subcontractor that makes a false statement material to any given certification required under Article 50 is, in addition to any other penalties or consequences prescribed by law, subject to liability under the Whistleblower Reward and Protection Act for submission of a false claim.

A. Bribery

Section 50-5. Bribery.

(a) Prohibition. No person or business shall be awarded a contract or subcontract under this Code who:

(1) has been convicted under the laws of Illinois or any other state of bribery or attempting to bribe an officer or employee of the State of Illinois or any other state in that officer's or employee's official capacity; or

(2) has made an admission of guilt of that conduct that is a matter of record but has not been prosecuted for that conduct.

(b) Businesses. No business shall be barred from contracting with any unit of State or local government, or subcontracting under such a contract, as a result of a conviction under this Section of any employee or agent of the business if the employee or agent is no longer employed by the business and:

(1) the business has been finally adjudicated not guilty; or

(2) the business demonstrates to the governmental entity with which it seeks to contract, or which is signatory to the contract which the subcontract relates, and that entity finds that the commission of the offense was not authorized, requested, commanded, or performed by a director, officer, or high managerial agent on behalf of the business as provided in paragraph (2) of subsection (a) of Section 5-4 of the Criminal Code of 2012.

(c) Conduct on behalf of business. For purposes of this Section, when an official, agent, or employee of a business committed the bribery or attempted bribery on behalf of the business and in accordance with the direction or authorization of a responsible official of the business, the business shall be chargeable with the conduct.

(d) Certification. Every bid submitted to and contract executed by the State, and every subcontract subject to Section 20-120 of the Code shall contain a certification by the contractor or the subcontractor, respectively, that the contractor or subcontractor is not barred from being awarded a contract or subcontract under this Section and acknowledges that the CPO may declare the related contract void if any certifications required by this Section are false. A contractor who makes a false statement, material to the certification, commits a Class 3 felony.

The contractor or subcontractor certifies that it is not barred from being awarded a contract under Section 50-5.

B. Felons

Section 50-10. Felons.

(a) Unless otherwise provided, no person or business convicted of a felony shall do business with the State of Illinois or any State agency, or enter into a subcontract, from the date of conviction until 5 years after the date of completion of the sentence for that felony, unless no person held responsible by a prosecutorial office for the facts upon which the conviction was based continues to have any involvement with the business.

(b) Certification. Every bid submitted to and contract executed by the State and every subcontract subject to Section 20-120 of the Code and every vendor's submission to a vendor portal shall contain a certification by the bidder or contractor or subcontractor, respectively, that the bidder, contractor, or subcontractor is not barred from being awarded a contract or subcontract under this Section and acknowledges that the CPO may declare the related contract void if any of the certifications required by this Section are false.

RETURN WITH BID

C. Debt Delinquency

Section 50-11 and 50-12. Debt Delinquency.

The contractor or bidder or subcontractor, respectively, certifies that it, or any affiliate, is not barred from being awarded a contract or subcontract under the Code. Section 50-11 prohibits a person from entering into a contract with a State agency, or entering into a subcontract, if it knows or should know that it, or any affiliate, is delinquent in the payment of any debt to the State as defined by the Debt Collection Board. Section 50-12 prohibits a person from entering into a contract with a State agency, or entering into a subcontract, if it, or any affiliate, has failed to collect and remit Illinois Use Tax on all sales of tangible personal property into the State of Illinois in accordance with the provisions of the Illinois Use Tax Act. The bidder or contractor or subcontractor, respectively, further acknowledges that the CPO may declare the related contract void if this certification is false or if the bidder, contractor, or subcontractor, or any affiliate, is determined to be delinquent in the payment of any debt to the State during the term of the contract.

D. Prohibited Bidders, Contractors and Subcontractors

Section 50-10.5 and 50-60(c). Prohibited bidders, contractors and subcontractors.

The bidder or contractor or subcontractor, respectively, certifies in accordance with Section 50-10.5 that no officer, director, partner or other managerial agent of the contracting business has been convicted of a felony under the Sarbanes-Oxley Act of 2002 or a Class 3 or Class 2 felony under the Illinois Securities Law of 1953 or if in violation of Subsection (c) for a period of five years from the date of conviction. Every bid submitted to and contract executed by the State and every subcontract subject to Section 20-120 of the Code shall contain a certification by the bidder, contractor, or subcontractor, respectively, that the bidder, contractor, or subcontractor is not barred from being awarded a contract or subcontract under this Section and acknowledges that the CPO shall declare the related contract void if any of the certifications completed pursuant to this Section are false.

E. Section 42 of the Environmental Protection Act

Section 50-14 Environmental Protection Act violations.

The bidder or contractor or subcontractor, respectively, certifies in accordance with Section 50-14 that the bidder, contractor, or subcontractor, is not barred from being awarded a contract or entering into a subcontract under this Section which prohibits the bidding on or entering into contracts with the State of Illinois or a State agency, or entering into any subcontract, that is subject to the Code by a person or business found by a court or the Pollution Control Board to have committed a willful or knowing violation of Section 42 of the Environmental Protection Act for a period of five years from the date of the order. The bidder or contractor or subcontractor, respectively, acknowledges that the CPO may declare the contract void if this certification is false.

F. Educational Loan

Section 3 of the Educational Loan Default Act, 5 ILCS 385/3.

Pursuant to the Educational Loan Default Act no State agency shall contract with an individual for goods or services if that individual is in default on an educational loan.

The bidder, if an individual as opposed to a corporation, partnership or other form of business organization, certifies that the bidder is not in default on an educational loan as provided in Section 3 of the Act.

G. Bid-Rigging/Bid Rotating

Section 33E-11 of the Criminal Code of 2012, 720 ILCS 5/3BE-11.

(a) Every bid submitted to and public contract executed pursuant to such bid by the State or a unit of local government shall contain a certification by the prime contractor that the prime contractor is not barred from contracting with any unit of State or local government as a result of a violation of either Section 33E-3 or 33E-4 of this Article.

(b) A contractor who makes a false statement, material to the certification, commits a Class 3 felony.

A violation of Section 33E-3 would be represented by a conviction of the crime of bid-rigging which, in addition to Class 3 felony sentencing, provides that any person convicted of this offense or any similar offense of any state or the United States which contains the same elements as this offense shall be barred for 5 years from the date of conviction from contracting with any unit of State or local government. No corporation shall be barred from contracting with any unit of State or local government as a result of a conviction under this Section of any employee or agent of such corporation if the employee so convicted is no longer employed by the corporation and: (1) it has been finally adjudicated not guilty or (2) if it demonstrates to the governmental entity with which it seeks to contract and that entity finds that the commission of the offense was neither authorized, requested, commanded, nor performed by a director, officer or a high managerial agent in behalf of the corporation.

The bidder certifies that it is not barred from contracting with the Department by reason of a violation of either Section 33E-3 or Section 33E-4.

RETURN WITH BID

H. International Anti-Boycott

Section 5 of the International Anti-Boycott Certification Act provides every contract entered into by the State of Illinois for the manufacture, furnishing, or purchasing of supplies, material, or equipment or for the furnishing of work, labor, or services, in an amount exceeding the threshold for small purchases according to the purchasing laws of this State or \$10,000.00, whichever is less, shall contain certification, as a material condition of the contract, by which the contractor agrees that neither the contractor nor any substantially-owned affiliated company is participating or shall participate in an international boycott in violation of the provisions of the U.S. Export Administration Act of 1979 or the regulations of the U.S. Department of Commerce promulgated under that Act.

The bidder makes the certification set forth in Section 5 of the Act.

I. Drug Free Workplace

The Illinois "Drug Free Workplace Act" applies to this contract and it is necessary to comply with the provisions of the "Act" if the contractor is a corporation, partnership, or other entity (including a sole proprietorship) which has 25 or more employees.

The bidder certifies that if awarded a contract in excess of \$5,000 it will provide a drug free workplace in compliance with the provisions of the Act.

J. Disclosure of Business Operations in Iran

Section 50-36 of the Code provides that each bid, offer, or proposal submitted for a State contract shall include a disclosure of whether or not the Company acting as the bidder, offeror, or proposing entity, or any of its corporate parents or subsidiaries, within the 24 months before submission of the bid, offer, or proposal had business operations that involved contracts with or provision of supplies or services to the Government of Iran, companies in which the Government of Iran has any direct or indirect equity share, consortiums or projects commissioned by the Government of Iran, or companies involved in consortiums or projects commissioned by the Government of Iran and either of the following conditions apply:

- (1) More than 10% of the Company's revenues produced in or assets located in Iran involve oil-related activities or mineral-extraction activities; less than 75% of the Company's revenues produced in or assets located in Iran involve contracts with or provision of oil-related or mineral-extraction products or services to the Government of Iran or a project or consortium created exclusively by that government; and the Company has failed to take substantial action.
- (2) The Company has, on or after August 5, 1996, made an investment of \$20 million or more, or any combination of investments of at least \$10 million each that in the aggregate equals or exceeds \$20 million in any 12-month period, which directly or significantly contributes to the enhancement of Iran's ability to develop petroleum resources of Iran.

The terms "Business operations", "Company", "Mineral-extraction activities", "Oil-related activities", "Petroleum resources", and "Substantial action" are all defined in the Code.

Failure to make the disclosure required by the Code may cause the bid, offer or proposal to be considered not responsive. The disclosure will be considered when evaluating the bid or awarding the contract. The name of each Company disclosed as doing business or having done business in Iran will be provided to the State Comptroller.

Check the appropriate statement:

Company has no business operations in Iran to disclose.

Company has business operations in Iran as disclosed on the attached document.

RETURN WITH BID

K. Apprenticeship and Training Certification (Does not apply to federal aid projects)

In accordance with the provisions of Section 30-22 (6) of the Code, the bidder certifies that it is a participant, either as an individual or as part of a group program, in the approved apprenticeship and training programs applicable to each type of work or craft that the bidder will perform with its own forces. The bidder further certifies for work that will be performed by subcontract that each of its subcontractors submitted for approval either (a) is, at the time of such bid, participating in an approved, applicable apprenticeship and training program; or (b) will, prior to commencement of performance of work pursuant to this contract, begin participation in an approved apprenticeship and training program applicable to the work of the subcontract. The Department, at any time before or after award, may require the production of a copy of each applicable Certificate of Registration issued by the United States Department of Labor evidencing such participation by the contractor and any or all of its subcontractors. Applicable apprenticeship and training programs are those that have been approved and registered with the United States Department of Labor. The bidder shall list in the space below, the official name of the program sponsor holding the Certificate of Registration for all of the types of work or crafts in which the bidder is a participant and that will be performed with the bidder's forces. Types of work or craft work that will be subcontracted shall be included and listed as subcontract work. The list shall also indicate any type of work or craft job category that does not have an applicable apprenticeship or training program. **The bidder is responsible for making a complete report and shall make certain that each type of work or craft job category that will be utilized on the project as reported on the Construction Employee Workforce Projection (Form BC-1256) and returned with the bid is accounted for and listed.**

Additionally, Section 30-22 of the Code requires that the bidder certify that an Illinois office be maintained as the primary place of employment for persons employed for this contract.

NA-FEDERAL

The requirements of these certifications and disclosures are a material part of the contract, and the contractor shall require these certification provisions to be included in all approved subcontracts. In order to fulfill this requirement, it shall not be necessary that an applicable program sponsor be currently taking, or that it will take applications for apprenticeship, training or employment during the performance of the work of this contract.

RETURN WITH BID

L. Political Contributions and Registration with the State Board of Elections

Sections 20-160 and 50-37 of the Code regulate political contributions from business entities and any affiliated entities or affiliated persons bidding on or contracting with the state. Generally under Section 50-37, any business entity, and any affiliated entity or affiliated person of the business entity, whose current year contracts with all state agencies exceed an awarded value of \$50,000, are prohibited from making any contributions to any political committees established to promote the candidacy of the officeholder responsible for the awarding of the contracts or any other declared candidate for that office for the duration of the term of office of the incumbent officeholder or a period 2 years after the termination of the contract, whichever is longer. Any business entity and affiliated entities or affiliated persons whose state contracts in the current year do not exceed an awarded value of \$50,000, but whose aggregate pending bids and proposals on state contracts exceed \$50,000, either alone or in combination with contracts not exceeding \$50,000, are prohibited from making any political contributions to any political committee established to promote the candidacy of the officeholder responsible for awarding the pending contract during the period beginning on the date the invitation for bids or request for proposals or any other procurement opportunity is issued and ending on the day after the date of award or selection if the entity was not awarded or selected. Section 20-160 requires certification of registration of affected business entities in accordance with procedures found in Section 9-35 of The Election Code.

By submission of a bid, the contractor business entity acknowledges and agrees that it has read and understands Sections 20-160 and 50-37 of the Code, and that it makes the following certification:

The undersigned bidder certifies that it has registered as a business with the State Board of Elections and acknowledges a continuing duty to update the registration in accordance with the above referenced statutes. If the business entity is required to register, the CPO shall verify that it is in compliance on the date the bid or proposal is due. The CPO shall not accept a bid or proposal if the business entity is not in compliance with the registration requirements.

These requirements and compliance with the above referenced statutory sections are a material part of the contract, and any breach thereof shall be cause to void the contract under Section 50-60 of the Code. This provision does not apply to Federal-aid contracts.

M. Lobbyist Disclosure

Section 50-38 of the Code requires that any bidder or offeror on a State contract that hires a person required to register under the Lobbyist Registration Act to assist in obtaining a contract shall:

- (i) Disclose all costs, fees, compensation, reimbursements, and other remunerations paid or to be paid to the lobbyist related to the contract,
- (ii) Not bill or otherwise cause the State of Illinois to pay for any of the lobbyist's costs, fees, compensation, reimbursements, or other remuneration, and
- (iii) Sign a verification certifying that none of the lobbyist's costs, fees, compensation, reimbursements, or other remuneration were billed to the State.

This information, along with all supporting documents, shall be filed with the agency awarding the contract and with the Secretary of State. The CPO shall post this information, together with the contract award notice, in the online Procurement Bulletin.

Pursuant to Subsection (c) of this Section, no person or entity shall retain a person or entity to attempt to influence the outcome of a procurement decision made under the Code for compensation contingent in whole or in part upon the decision or procurement. Any person who violates this subsection is guilty of a business offense and shall be fined not more than \$10,000.

Bidder acknowledges that it is required to disclose the hiring of any person required to register pursuant to the Illinois Lobbyist Registration Act (25 ILCS 170) in connection with this contract.

Bidder has not hired any person required to register pursuant to the Illinois Lobbyist Registration Act in connection with this contract.

Or

Bidder has hired the following persons required to register pursuant to the Illinois Lobbyist Registration Act in connection with the contract:

Name and address of person: _____
All costs, fees, compensation, reimbursements and other remuneration paid to said person: _____

I acknowledge, understand and accept these terms and conditions for the above certifications.

RETURN WITH BID

IV. DISCLOSURES

- A. The disclosures hereinafter made by the bidder are each a material representation of fact upon which reliance is placed should the Department enter into the contract with the bidder. The bidder further certifies that the Department has received the disclosure forms for each bid.

The CPO may void the bid, or contract, respectively, if it is later determined that the bidder or subcontractor rendered a false or erroneous disclosure. A contractor or subcontractor may be suspended or debarred for violations of the Code. Furthermore, the CPO may void the contract and the surety providing the performance bond shall be responsible for completion of the contract.

B. Financial Interests and Conflicts of Interest

1. Section 50-35 of the Code provides that all bids of more than \$50,000 and all submissions to a vendor portal shall be accompanied by disclosure of the financial interests of the bidder. This disclosed information for the successful bidder, will be maintained as public information subject to release by request pursuant to the Freedom of Information Act, filed with the Procurement Policy Board, and shall be incorporated as a material term of the contract. Furthermore, pursuant to Section 5-5, the Procurement Policy Board may review a proposal, bid, or contract and issue a recommendation to void a contract or reject a proposal or bid based on any violation of the Code or the existence of a conflict of interest as provided in subsections (b) and (d) of Section 50-35.

The financial interests to be disclosed shall include ownership or distributive income share that is in excess of 5%, or an amount greater than 60% of the annual salary of the Governor, of the bidding entity or its parent entity, whichever is less, unless the contractor or bidder is a publicly traded entity subject to Federal 10K reporting, in which case it may submit its 10K disclosure in place of the prescribed disclosure. If a bidder is a privately held entity that is exempt from Federal 10K reporting, but has more than 100 shareholders, it may submit the information that Federal 10K companies are required to report, and list the names of any individual or entity holding any ownership share that is in excess of 5%. The disclosure shall include the names, addresses, and dollar or proportionate share of ownership of each individual making the disclosure, their instrument of ownership or beneficial relationship, and notice of any potential conflict of interest resulting from the current ownership or beneficial interest of each individual making the disclosure having any of the relationships identified in Section 50-35 and on the disclosure form.

The current annual salary of the Governor is \$177,412.00.

In addition, all disclosures shall indicate any other current or pending contracts, proposals, leases, or other ongoing procurement relationships the bidding entity has with any other unit of state government and shall clearly identify the unit and the contract, proposal, lease, or other relationship.

2. Disclosure Forms. Disclosure Form A is attached for use concerning the individuals meeting the above ownership or distributive share requirements. A separate Disclosure Form A must be submitted with the bid for each individual meeting the above requirements. In addition, a second form (Disclosure Form B) provides for the disclosure of current or pending procurement relationships with other (non-IDOT) state agencies and a total ownership certification. **The forms must be included with each bid.**

C. Disclosure Form Instructions

Form A Instructions for Financial Information & Potential Conflicts of Interest

If the bidder is a publicly traded entity subject to Federal 10K reporting, the 10K Report may be submitted to meet the requirements of Form A. If a bidder is a privately held entity that is exempt from Federal 10K reporting, but has more than 100 shareholders, it may submit the information that Federal 10K companies are required to report, and list the names of any individual or entity holding any ownership share that is in excess of 5%. If a bidder is not subject to Federal 10K reporting, the bidder must determine if any individuals are required by law to complete a financial disclosure form. To do this, the bidder should answer each of the following questions. A "YES" answer indicates Form A must be completed. If the answer to each of the following questions is "NO", then the NOT APPLICABLE STATEMENT on Form A must be signed and dated by an individual that is authorized to execute contracts for the bidding company. Note: These questions are for assistance only and are not required to be completed.

1. Does anyone in your organization have a direct or beneficial ownership share of greater than 5% of the bidding entity or parent entity? YES ___ NO ___
2. Does anyone in your organization have a direct or beneficial ownership share of less than 5%, but which has a value greater than 60% of the annual salary of the Governor? YES ___ NO ___
3. Does anyone in your organization receive more than 60% of the annual salary of the Governor of the bidding entity's or parent entity's distributive income? YES ___ NO ___
4. Does anyone in your organization receive greater than 5% of the bidding entity's or parent entity's total distributive income, but which is less than 60% of the annual salary of the Governor? YES ___ NO ___

(Note: Only one set of forms needs to be completed per individual per bid even if a specific individual would require a yes answer to more than one question.)

A "YES" answer to any of these questions requires the completion of Form A. The bidder must determine each individual in the bidding entity or the bidding entity's parent company that would cause the questions to be answered "Yes". Each form must be signed and dated by an individual that is authorized to execute contracts for your organization. The individual signing can be, but does not have to be, the individual for which the form is being completed. The bidder is responsible for the accuracy of any information provided.

If the answer to each of the above questions is "NO", then the NOT APPLICABLE STATEMENT of Form A must be signed and dated by an individual that is authorized to execute contracts for your company.

RETURN WITH BID

Form B: Instructions for Identifying Other Contracts & Procurement Related Information

Disclosure Form B must be completed for each bid submitted by the bidding entity. *Note: Checking the NOT APPLICABLE STATEMENT on Form A does not allow the bidder to ignore Form B. Form B must be completed, checked, and dated or the bidder may be considered nonresponsive and the bid will not be accepted.*

The Bidder shall identify, by checking Yes or No on Form B, whether it has any pending contracts (including leases), bids, proposals, or other ongoing procurement relationship with any other (non-IDOT) State of Illinois agency. If "No" is checked, the bidder only needs to complete the check box on the bottom of Form B. If "Yes" is checked, the bidder must do one of the following:

Option I: If the bidder did not submit an Affidavit of Availability to obtain authorization to bid, the bidder must list all non-IDOT State of Illinois agency pending contracts, leases, bids, proposals, and other ongoing procurement relationships. These items may be listed on Form B or on an attached sheet(s). Do not include IDOT contracts. Contracts with cities, counties, villages, etc. are not considered State of Illinois agency contracts and are not to be included. Contracts with other State of Illinois agencies such as the Department of Natural Resources or the Capital Development Board must be included. Bidders who submit Affidavits of Availability are suggested to use Option II.

Option II: If the bidder is required and has submitted an Affidavit of Availability in order to obtain authorization to bid, the bidder may write or type "See Affidavit of Availability" which indicates that the Affidavit of Availability is incorporated by reference and includes all non-IDOT State of Illinois agency pending contracts, leases, bids, proposals, and other ongoing procurement relationships. For any contracts that are not covered by the Affidavit of Availability, the bidder must identify them on Form B or on an attached sheet(s). These might be such things as leases.

RETURN WITH BID

ILLINOIS DEPARTMENT OF TRANSPORTATION

Form A Financial Information & Potential Conflicts of Interest Disclosure

Contractor Name
Legal Address
City, State, Zip
Telephone Number Email Address Fax Number (if available)

Disclosure of the information contained in this Form is required by Section 50-35 of the Code (30 ILCS 500). Vendors desiring to enter into a contract with the State of Illinois must disclose the financial information and potential conflict of interest information as specified in this Disclosure Form. This information shall become part of the publicly available contract file. This Form A must be completed for bids in excess of \$50,000, and for all open-ended contracts. A publicly traded company may submit a 10K disclosure (or equivalent if applicable) in satisfaction of the requirements set forth in Form A. See Disclosure Form Instructions.

The current annual salary of the Governor is \$177,412.00.

DISCLOSURE OF FINANCIAL INFORMATION

- 1. Disclosure of Financial Information. The individual named below has an interest in the BIDDER (or its parent) in terms of ownership or distributive income share in excess of 5%, or an interest which has a value of more than 60% of the annual salary of the Governor. (Make copies of this form as necessary and attach a separate Disclosure Form A for each individual meeting these requirements)

FOR INDIVIDUAL (type or print information)
NAME:
ADDRESS
Type of ownership/distributable income share:
stock sole proprietorship Partnership other: (explain on separate sheet):
% or \$ value of ownership/distributable income share:

- 2. Disclosure of Potential Conflicts of Interest. Check "Yes" or "No" to indicate which, if any, of the following potential conflict of interest relationships apply. If the answer to any question is "Yes", please attach additional pages and describe.

(a) State employment, currently or in the previous 3 years, including contractual employment of services. Yes ___ No ___

If your answer is yes, please answer each of the following questions.

- 1. Are you currently an officer or employee of either the Capitol Development Board or the Illinois State Toll Highway Authority? Yes ___ No ___
2. Are you currently appointed to or employed by any agency of the State of Illinois? If you are currently appointed to or employed by any agency of the State of Illinois, and your annual salary exceeds 60% of the annual salary of the Governor provide the name the State agency for which you are employed and your annual salary.

RETURN WITH BID

3. If you are currently appointed to or employed by any agency of the State of Illinois, and your annual salary exceeds 60% of the annual salary of the Governor, are you entitled to receive (i) more than 7 1/2% of the total distributable income of your firm, partnership, association or corporation, or (ii) an amount in excess of 100% of the annual salary of the Governor? Yes ___ No ___
4. If you are currently appointed to or employed by any agency of the State of Illinois, and your annual salary exceeds 60% of the annual salary of the Governor, are you and your spouse or minor children entitled to receive (i) more than 15% in aggregate of the total distributable income of your firm, partnership, association or corporation, or (ii) an amount in excess of two times the salary of the Governor? Yes ___ No ___

(b) State employment of spouse, father, mother, son, or daughter, including contractual employment for services in the previous 2 years.

Yes ___ No ___

If your answer is yes, please answer each of the following questions.

1. Is your spouse or any minor children currently an officer or employee of the Capitol Development Board or the Illinois State Toll Highway Authority? Yes ___ No ___
2. Is your spouse or any minor children currently appointed to or employed by any agency of the State of Illinois? If your spouse or minor children is/are currently appointed to or employed by any agency of the State of Illinois, and his/her annual salary exceeds 60% of the annual salary of the Governor, provide the name of the spouse and/or minor children, the name of the State agency for which he/she is employed and his/her annual salary. _____
-
3. If your spouse or any minor children is/are currently appointed to or employed by any agency of the State of Illinois, and his/her annual salary exceeds 60% of the annual salary of the Governor, are you entitled to receive (i) more than 7 1/2% of the total distributable income of your firm, partnership, association or corporation, or (ii) an amount in excess 100% of the annual salary of the Governor? Yes ___ No ___
4. If your spouse or any minor children are currently appointed to or employed by any agency of the State of Illinois, and his/her annual salary exceeds 60% of the annual salary of the Governor, are you and your spouse or any minor children entitled to receive (i) more than 15% in the aggregate of the total distributable income from your firm, partnership, association or corporation, or (ii) an amount in excess of two times the salary of the Governor? Yes ___ No ___

(c) Elective status; the holding of elective office of the State of Illinois, the government of the United States, any unit of local government authorized by the Constitution of the State of Illinois or the statutes of the State of Illinois currently or in the previous 3 years. Yes ___ No ___

(d) Relationship to anyone holding elective office currently or in the previous 2 years; spouse, father, mother, son, or daughter. Yes ___ No ___

(e) Appointive office; the holding of any appointive government office of the State of Illinois, the United State of America, or any unit of local government authorized by the Constitution of the State of Illinois or the statutes of the State of Illinois, which office entitles the holder to compensation in excess of the expenses incurred in the discharge of that office currently or in the previous 3 years. Yes ___ No ___

(f) Relationship to anyone holding appointive office currently or in the previous 2 years; spouse, father, mother, son, or daughter. Yes ___ No ___

(g) Employment, currently or in the previous 3 years, as or by any registered lobbyist of the State government. Yes ___ No ___

RETURN WITH BID

(h) Relationship to anyone who is or was a registered lobbyist in the previous 2 years; spouse, father, mother, son, or daughter. Yes ___ No ___

(i) Compensated employment, currently or in the previous 3 years, by any registered election or reelection committee registered with the Secretary of State or any county clerk of the State of Illinois, or any political action committee registered with either the Secretary of State or the Federal Board of Elections. Yes ___ No ___

(j) Relationship to anyone; spouse, father, mother, son, or daughter; who was a compensated employee in the last 2 years by any registered election or re-election committee registered with the Secretary of State or any county clerk of the State of Illinois, or any political action committee registered with either the Secretary of State or the Federal Board of Elections. Yes ___ No ___

3. Communication Disclosure.

Disclose the name and address of each lobbyist and other agent of the bidder or offeror who is not identified in Section 2 of this form, who is has communicated, is communicating, or may communicate with any State officer or employee concerning the bid or offer. This disclosure is a continuing obligation and must be promptly supplemented for accuracy throughout the process and throughout the term of the contract. If no person is identified, enter "None" on the line below:

Name and address of person(s): _____

RETURN WITH BID

4. Suspension or Debarment Disclosure. For each of the persons identified under Sections 2 and 3 of this form, disclose whether any of the following has occurred within the previous 10 years: suspension or debarment from contracting with any governmental entity; professional licensure discipline; bankruptcies; adverse civil judgments and administrative findings; and criminal felony convictions. This disclosure is a continuing obligation and must be promptly supplemented for accuracy throughout the procurement process and term of the contract. If no person is identified, enter "None" on the line below:

Name of person(s): _____

Nature of disclosure: _____

APPLICABLE STATEMENT

This Disclosure Form A is submitted on behalf of the INDIVIDUAL named on previous page. Under penalty of perjury, I certify the contents of this disclosure to be true and accurate to the best of my knowledge.

Completed by: _____ Date _____
Signature of Individual or Authorized Representative

NOT APPLICABLE STATEMENT

Under penalty of perjury, I have determined that no individuals associated with this organization meet the criteria that would require the completion of this Form A.

This Disclosure Form A is submitted on behalf of the CONTRACTOR listed on the previous page.

_____ Date _____
Signature of Authorized Representative

The bidder has a continuing obligation to supplement these disclosures under Sec. 50-35 of the Code.

RETURN WITH BID

ILLINOIS DEPARTMENT OF TRANSPORTATION

Form B Other Contracts & Financial Related Information Disclosure

Contractor Name, Legal Address, City, State, Zip, Telephone Number, Email Address, Fax Number (if available)

Disclosure of the information contained in this Form is required by Section 50-35 of the Code (30 ILCS 500). This information shall become part of the publicly available contract file. This Form B must be completed for all bids.

DISCLOSURE OF OTHER CONTRACTS AND PROCUREMENT RELATED INFORMATION

1. Identifying Other Contracts & Procurement Related Information. The BIDDER shall identify whether it has any pending contracts (including leases), bids, proposals, or other ongoing procurement relationship with any other State of Illinois agency: Yes ___ No ___

If "No" is checked, the bidder only needs to complete the signature box on this page.

2. If "Yes" is checked. Identify each such relationship by showing State of Illinois agency name and other descriptive information such as bid or project number (attach additional pages as necessary). SEE DISCLOSURE FORM INSTRUCTIONS:

THE FOLLOWING STATEMENT MUST BE CHECKED

Signature of Authorized Representative, Date

OWNERSHIP CERTIFICATION

Please certify that the following statement is true if the individuals for all submitted Form A disclosures do not total 100% of ownership.

Any remaining ownership interest is held by individuals receiving less than \$106,447.20 of the bidding entity's or parent entity's distributive income or holding less than a 5% ownership interest.

Yes No N/A (Form A disclosure(s) established 100% ownership)

RETURN WITH BID

SPECIAL NOTICE TO CONTRACTORS

The following requirements of the Illinois Department of Human Rights Act are applicable to bidders on all construction contracts advertised by the Illinois Department of Transportation:

CONSTRUCTION EMPLOYEE UTILIZATION PROJECTION

- (a) All bidders on construction contracts shall complete and submit, along with and as part of their bids, a Bidder's Employee Utilization Form (Form BC-1256) setting forth a projection and breakdown of the total workforce intended to be hired and/or allocated to such contract work by the bidder including a projection of minority and female employee utilization in all job classifications on the contract project.
- (b) The Department of Transportation shall review the Employee Utilization Form, and workforce projections contained therein, of the contract awardee to determine if such projections reflect an underutilization of minority persons and/or women in any job classification in accordance with the Equal Employment Opportunity Clause and Title 44, Illinois Administrative Code, Section 750.120. If it is determined that the contract awardee's projections reflect an underutilization of minority persons and/or women in any job classification, it shall be advised in writing of the manner in which it is underutilizing and such awardee shall be considered to be in breach of the contract unless, prior to commencement of work on the contract project, it submits revised satisfactory projections or an acceptable written affirmative action plan to correct such underutilization including a specific timetable geared to the completion stages of the contract.
- (c) The Department of Transportation shall provide to the Department of Human Rights a copy of the contract awardee's Employee Utilization Form, a copy of any required written affirmative action plan, and any written correspondence related thereto. The Department of Human Rights may review and revise any action taken by the Department of Transportation with respect to these requirements.

RETURN WITH BID

**Contract No. 61C19
KANE County
Section 12-04101-01-BR
Project BROS-0089(175)
Route TR 149 (Seavey Road)
District 1 Construction Funds**

PART II. WORKFORCE PROJECTION - continued

- B. Included in "Total Employees" under Table A is the total number of **new hires** that would be employed in the event the undersigned bidder is awarded this contract.

The undersigned bidder projects that: (number) _____ new hires would be recruited from the area in which the contract project is located; and/or (number) _____ new hires would be recruited from the area in which the bidder's principal office or base of operation is located.

- C. Included in "Total Employees" under Table A is a projection of numbers of persons to be employed directly by the undersigned bidder as well as a projection of numbers of persons to be employed by subcontractors.

The undersigned bidder estimates that (number) _____ persons will be directly employed by the prime contractor and that (number) _____ persons will be employed by subcontractors.

PART III. AFFIRMATIVE ACTION PLAN

- A. The undersigned bidder understands and agrees that in the event the foregoing minority and female employee utilization projection included under **PART II** is determined to be an underutilization of minority persons or women in any job category, and in the event that the undersigned bidder is awarded this contract, he/she will, prior to commencement of work, develop and submit a written Affirmative Action Plan including a specific timetable (geared to the completion stages of the contract) whereby deficiencies in minority and/or female employee utilization are corrected. Such Affirmative Action Plan will be subject to approval by the contracting agency and the **Illinois Department of Human Rights**.
- B. The undersigned bidder understands and agrees that the minority and female employee utilization projection submitted herein, and the goals and timetable included under an Affirmative Action Plan if required, are deemed to be part of the contract specifications.

Company _____ Telephone Number _____

Address _____

NOTICE REGARDING SIGNATURE

The Bidder's signature on the Proposal Signature Sheet will constitute the signing of this form. The following signature block needs to be completed only if revisions are required.

Signature: _____ Title: _____ Date: _____

- Instructions: All tables must include subcontractor personnel in addition to prime contractor personnel.
- Table A - Include both the number of employees that would be hired to perform the contract work and the total number currently employed (Table B) that will be allocated to contract work, and include all apprentices and on-the-job trainees. The "Total Employees" column should include all employees including all minorities, apprentices and on-the-job trainees to be employed on the contract work.
- Table B - Include all employees currently employed that will be allocated to the contract work including any apprentices and on-the-job trainees currently employed.
- Table C - Indicate the racial breakdown of the total apprentices and on-the-job trainees shown in Table A.

RETURN WITH BID

ADDITIONAL FEDERAL REQUIREMENTS

In addition to the Required Contract Provisions for Federal-Aid Construction Contracts (FHWA 1273), all bidders make the following certifications.

- A. By the execution of this proposal, the signing bidder certifies that the bidding entity has not, either directly or indirectly, entered into any agreement, participated in any collusion, or otherwise taken any action, in restraint of free competitive bidding in connection with the submitted bid. This statement made by the undersigned bidder is true and correct under penalty of perjury under the laws of the United States.
- B. CERTIFICATION, EQUAL EMPLOYMENT OPPORTUNITY:
1. Have you participated in any previous contracts or subcontracts subject to the equal opportunity clause. YES _____ NO _____
 2. If answer to #1 is yes, have you filed with the Joint Reporting Committee, the Director of OFCC, any Federal agency, or the former President's Committee on Equal Employment Opportunity, all reports due under the applicable filing requirements of those organizations? YES _____ NO _____

RETURN WITH BID

**Contract No. 61C19
KANE County
Section 12-04101-01-BR
Project BROS-0089(175)
Route TR 149 (Seavey Road)
District 1 Construction Funds**

PROPOSAL SIGNATURE SHEET

The undersigned bidder hereby makes and submits this bid on the subject Proposal, thereby assuring the Department that all requirements of the Invitation for Bids and rules of the Department have been met, that there is no misunderstanding of the requirements of paragraph 3 of this Proposal, and that the contract will be executed in accordance with the rules of the Department if an award is made on this bid.

(IF AN INDIVIDUAL)

Firm Name _____
Signature of Owner _____
Business Address _____

(IF A CO-PARTNERSHIP)

Firm Name _____
By _____
Business Address _____
Name and Address of All Members of the Firm: _____

(IF A CORPORATION)

Corporate Name _____
By _____
Signature of Authorized Representative _____
Typed or printed name and title of Authorized Representative _____
Attest _____
Signature _____
(IF A JOINT VENTURE, USE THIS SECTION FOR THE MANAGING PARTY AND THE SECOND PARTY SHOULD SIGN BELOW)
Business Address _____

(IF A JOINT VENTURE)

Corporate Name _____
By _____
Signature of Authorized Representative _____
Typed or printed name and title of Authorized Representative _____
Attest _____
Signature _____
Business Address _____

If more than two parties are in the joint venture, please attach an additional signature sheet.



This Annual Proposal Bid Bond shall become effective at 12:01 AM (CDST) on _____ and shall be valid until _____ 11:59 PM (CDST).

KNOW ALL PERSONS BY THESE PRESENTS, That We _____

as PRINCIPAL, and _____

as SURETY, and held jointly, severally and firmly bound unto the STATE OF ILLINOIS in the penal sum of 5 percent of the total bid price, or for the amount specified in the bid proposal under "Proposal Guaranty" in effect on the date of the Invitation for Bids, whichever is the lesser sum, well and truly to be paid unto said STATE OF ILLINOIS, for the payment of which we bind ourselves, our heirs, executors, administrators, successors and assigns.

THE CONDITION OF THE FOREGOING OBLIGATION IS SUCH that whereas, the PRINCIPAL may submit bid proposal(s) to the STATE OF ILLINOIS, acting through the Department of Transportation, for various improvements published in the Transportation Bulletin during the effective term indicated above.

NOW, THEREFORE, if the Department shall accept the bid proposal(s) of the PRINCIPAL; and if the PRINCIPAL shall, within the time and as specified in the bidding and contract documents; and if, after award by the Department, the PRINCIPAL shall enter into a contract in accordance with the terms of the bidding and contract documents including evidence of the required insurance coverages and providing such bond as specified with good and sufficient surety for the faithful performance of such contract and for the prompt payment of labor and material furnished in the prosecution thereof; or if, in the event of the failure of the PRINCIPAL to enter into such contract and to give the specified bond, the PRINCIPAL pays to the Department the difference not to exceed the penalty hereof between the amount specified in the bid proposal and such larger amount for which the Department may contract with another party to perform the work covered by said bid proposal, then this obligation shall be null and void, otherwise, it shall remain in full force and effect.

IN THE EVENT the Department determines the PRINCIPAL has failed to comply with any requirement as set forth in the preceding paragraph, then Surety shall pay the penal sum to the Department within fifteen (15) days of written demand therefor. If Surety does not make full payment within such period of time, the Department may bring an action to collect the amount owed. Surety is liable to the Department for all its expenses, including attorney's fees, incurred in any litigation in which it prevails either in whole or in part.

In TESTIMONY WHEREOF, the said PRINCIPAL has caused this instrument to be signed by its officer _____ day of _____ A.D., _____.

In TESTIMONY WHEREOF, the said SURETY has caused this instrument to be signed by its officer _____ day of _____ A.D., _____.

(Company Name)

(Company Name)

By _____
(Signature and Title)

By _____
(Signature of Attorney-in-Fact)

Notary for PRINCIPAL

Notary for SURETY

STATE OF _____
COUNTY OF _____

STATE OF _____
COUNTY OF _____

Signed and attested before me on _____ (date)

Signed and attested before me on _____ (date)

by _____
(Name of Notary Public)

by _____
(Name of Notary Public)

(Seal) _____
(Signature of Notary Public)

(Seal) _____
(Signature of Notary Public)

(Date Commission Expires)

(Date Commission Expires)

In lieu of completing the above section of the Annual Proposal Bid Bond form, the Principal may file an Electronic Bid Bond. By signing the proposal(s) the Principal is ensuring the identified electronic bid bond has been executed and the Principal and Surety are firmly bound unto the State of Illinois under the conditions of the bid bond as shown above.

Electronic Bid Bond ID #	Company/Bidder Name	Signature and Title
--------------------------	---------------------	---------------------

This bond may be terminated, at Surety's request, upon giving not less than thirty (30) days prior written notice of the cancellation/termination of the bond. Said written notice shall be issued to the Illinois Department of Transportation, Chief Contracts Official, 2300 South Dirksen Parkway, Springfield, Illinois, 62764, and shall be served in person, by receipted courier delivery or certified or registered mail, return receipt requested. Said notice period shall commence on the first calendar day following the Department's receipt of written cancellation/termination notice. Surety shall remain firmly bound to all obligations herein for proposals submitted prior to the cancellation/termination. Surety shall be released and discharged from any obligation(s) for proposals submitted for any letting or date after the effective date of cancellation/termination.



Return with Bid

Division of Highways
Proposal Bid Bond

Item No. _____

Letting Date _____

KNOW ALL PERSONS BY THESE PRESENTS, That We _____

as PRINCIPAL, and _____

as SURETY, and held jointly, severally and firmly bound unto the STATE OF ILLINOIS in the penal sum of 5 percent of the total bid price, or for the amount specified in the bid proposal under "Proposal Guaranty" in effect on the date of the Invitation for Bids, whichever is the lesser sum, well and truly to be paid unto said STATE OF ILLINOIS, for the payment of which we bind ourselves, our heirs, executors, administrators, successors and assigns.

THE CONDITION OF THE FOREGOING OBLIGATION IS SUCH that whereas, the PRINCIPAL has submitted a bid proposal to the STATE OF ILLINOIS, acting through the Department of Transportation, for the improvement designated by the Transportation Bulletin Item Number and Letting Date indicated above.

NOW, THEREFORE, if the Department shall accept the bid proposal of the PRINCIPAL; and if the PRINCIPAL shall, within the time and as specified in the bidding and contract documents; and if, after award by the Department, the PRINCIPAL shall enter into a contract in accordance with the terms of the bidding and contract documents including evidence of the required insurance coverages and providing such bond as specified with good and sufficient surety for the faithful performance of such contract and for the prompt payment of labor and material furnished in the prosecution thereof; or if, in the event of the failure of the PRINCIPAL to enter into such contract and to give the specified bond, the PRINCIPAL pays to the Department the difference not to exceed the penalty hereof between the amount specified in the bid proposal and such larger amount for which the Department may contract with another party to perform the work covered by said bid proposal, then this obligation shall be null and void, otherwise, it shall remain in full force and effect.

IN THE EVENT the Department determines the PRINCIPAL has failed to comply with any requirement as set forth in the preceding paragraph, then Surety shall pay the penal sum to the Department within fifteen (15) days of written demand therefor. If Surety does not make full payment within such period of time, the Department may bring an action to collect the amount owed. Surety is liable to the Department for all its expenses, including attorney's fees, incurred in any litigation in which it prevails either in whole or in part.

In TESTIMONY WHEREOF, the said PRINCIPAL has caused this instrument to be signed by its officer _____ day of _____ A.D., _____

In TESTIMONY WHEREOF, the said SURETY has caused this instrument to be signed by its officer _____ day of _____ A.D., _____

(Company Name)

(Company Name)

By _____ (Signature and Title)

By _____ (Signature of Attorney-in-Fact)

Notary for PRINCIPAL

Notary for SURETY

STATE OF _____
COUNTY OF _____

STATE OF _____
COUNTY OF _____

Signed and attested before me on _____ (date)
by _____

Signed and attested before me on _____ (date)
by _____

(Name of Notary Public)

(Name of Notary Public)

(Seal) _____ (Signature of Notary Public)

(Seal) _____ (Signature of Notary Public)

(Date Commission Expires)

(Date Commission Expires)

In lieu of completing the above section of the Proposal Bid Bond form, the Principal may file an Electronic Bid Bond. By signing the proposal the Principal is ensuring the identified electronic bid bond has been executed and the Principal and Surety are firmly bound unto the State of Illinois under the conditions of the bid bond as shown above.

Electronic Bid Bond ID # _____ Company/Bidder Name _____ Signature and Title _____

(1) Policy

It is public policy that disadvantageded businesses as defined in 49 CFR Part 26 and the Special Provision shall have the maximum opportunity to participate in the performance of contracts financed in whole or in part with Federal or State funds. Consequently the requirements of 49 CFR Part 26 apply to this contract.

(2) Obligation

The contractor agrees to ensure that disadvantageded businesses as defined in 49 CFR Part 26 and the Special Provision have the maximum opportunity to participate in the performance of contracts or subcontracts financed in whole or in part with Federal or State funds. The contractor shall take all necessary and reasonable steps in accordance with 49 CFR Part 26 and the Special Provision to ensure that said businesses have the maximum opportunity to compete for and perform under this contract. The contractor shall not discriminate on the basis of race, color, national origin or sex in the award and performance of contracts.

(3) Project and Bid Identification

Complete the following information concerning the project and bid:

Route _____	Total Bid _____
Section _____	Contract DBE Goal _____ (Percent) _____ (Dollar Amount)
Project _____	
County _____	
Letting Date _____	
Contract No. _____	
Letting Item No. _____	

(4) Assurance

I, acting in my capacity as an officer of the undersigned bidder (or bidders if a joint venture), hereby assure the Department that on this project my company : (check one)

- Meets or exceeds contract award goals and has provided documented participation as follows:
Disadvantaged Business Participation _____ percent

Attached are the signed participation statements, forms SBE 2025, required by the Special Provision evidencing availability and use of each business participating in this plan and assuring that each business will perform a commercially useful function in the work of the contract.

- Failed to meet contract award goals and has included good faith effort documentation to meet the goals and that my company has provided participation as follows:

Disadvantaged Business Participation _____ percent

The contract goals should be accordingly modified or waived. Attached is all information required by the Special Provision in support of this request including good faith effort. Also attached are the signed participation statements, forms SBE 2025, required by the Special Provision evidencing availability and use of each business participating in this plan and assuring that each business will perform a commercially useful function in the work of the contract.

Company

By _____

Title _____

Date _____

The "as read" Low Bidder is required to comply with the Special Provision.

Submit only one utilization plan for each project. The utilization plan shall be submitted in accordance with the special provision.

Bureau of Small Business Enterprises
2300 South Dirksen Parkway
Springfield, Illinois 62764

Local Let Projects
Submit forms to the
Local Agency

The Department of Transportation is requesting disclosure of information that is necessary to accomplish the purpose as outlined under State and Federal law. Disclosure of this information is **REQUIRED**. Failure to provide any information will result in the contract not being awarded. This form has been approved by the State Forms Manager Center.

PROPOSAL ENVELOPE



PROPOSALS

for construction work advertised for bids by the
Illinois Department of Transportation

Item No.	Item No.	Item No.

Submitted By:

Name:
Address:
Phone No.

Bidders should use an IDOT proposal envelope or affix this form to the front of a 10" x 13" envelope for the submittal of bids. If proposals are mailed, they should be enclosed in a second or outer envelope addressed to:

Engineer of Design and Environment - Room 326
Illinois Department of Transportation
2300 South Dirksen Parkway
Springfield, Illinois 62764

NOTICE

Individual bids, including Bid Bond and/or supplemental information if required, should be securely stapled.

CONTRACTOR OFFICE COPY OF CONTRACT SPECIFICATIONS

NOTICE

None of the following material needs to be returned with the bid package unless the special provisions require documentation and/or other information to be submitted.

**Contract No. 61C19
KANE County
Section 12-04101-01-BR
Project BROS-0089(175)
Route TR 149 (Seavey Road)
District 1 Construction Funds**



Illinois Department of Transportation

SUBCONTRACTOR DOCUMENTATION

Public Acts 96-0795, 96-0920, and 97-0895 enacted substantial changes to the provisions of the Code (30 ILCS 500). Among the changes are provisions affecting subcontractors. The Contractor awarded this contract will be required as a material condition of the contract to implement and enforce the contract requirements applicable to subcontractors that entered into a contractual agreement with a total value of \$50,000 or more with a person or entity who has a contract subject to the Code and approved in accordance with article 108.01 of the Standard Specifications for Road and Bridge Construction.

If the Contractor seeks approval of subcontractors to perform a portion of the work, and approval is granted by the Department, the Contractor shall provide a copy of the subcontract to the Illinois Department of Transportation's CPO upon request within 15 calendar days after execution of the subcontract.

Financial disclosures required pursuant to Sec. 50-35 of the Code must be submitted for all applicable subcontractors. The subcontract shall contain the certifications required to be made by subcontractors pursuant to Article 50 of the Code. This Notice to Bidders includes a document incorporating all required subcontractor certifications and disclosures for use by the Contractor in compliance with this mandate. The document is entitled State Required Ethical Standards Governing Subcontractors.

RETURN WITH SUBCONTRACT

STATE ETHICAL STANDARDS GOVERNING SUBCONTRACTORS

Article 50 of the Code establishes the duty of all State CPOs, SPOs, and their designees to maximize the value of the expenditure of public moneys in procuring goods, services, and contracts for the State of Illinois and to act in a manner that maintains the integrity and public trust of State government. In discharging this duty, they are charged by law to use all available information, reasonable efforts, and reasonable actions to protect, safeguard, and maintain the procurement process of the State of Illinois.

The certifications hereinafter made by the subcontractor are each a material representation of fact upon which reliance is placed should the Department approve the subcontractor. The CPO may terminate or void the contract approval if it is later determined that the bidder or subcontractor rendered a false or erroneous certification. If a false certification is made by a subcontractor the contractor's submitted bid and the executed contract may not be declared void unless the contractor refuses to terminate the subcontract upon the State's request after a finding that the subcontractor's certification was false.

Section 50-2 of the Code provides that every person that has entered into a multi-year contract and every subcontractor with a multi-year subcontract shall certify, by July 1 of each fiscal year covered by the contract after the initial fiscal year, to the responsible CPO whether it continues to satisfy the requirements of Article 50 pertaining to the eligibility for a contract award. If a contractor or subcontractor is not able to truthfully certify that it continues to meet all requirements, it shall provide with its certification a detailed explanation of the circumstances leading to the change in certification status. A contractor or subcontractor that makes a false statement material to any given certification required under Article 50 is, in addition to any other penalties or consequences prescribed by law, subject to liability under the Whistleblower Reward and Protection Act for submission of a false claim.

A. Bribery

Section 50-5. Bribery.

(a) Prohibition. No person or business shall be awarded a contract or subcontract under this Code who:

(1) has been convicted under the laws of Illinois or any other state of bribery or attempting to bribe an officer or employee of the State of Illinois or any other state in that officer's or employee's official capacity; or

(2) has made an admission of guilt of that conduct that is a matter of record but has not been prosecuted for that conduct.

(b) Businesses. No business shall be barred from contracting with any unit of State or local government, or subcontracting under such a contract, as a result of a conviction under this Section of any employee or agent of the business if the employee or agent is no longer employed by the business and:

(1) the business has been finally adjudicated not guilty; or

(2) the business demonstrates to the governmental entity with which it seeks to contract, or which is signatory to the contract to which the subcontract relates, and that entity finds that the commission of the offense was not authorized, requested, commanded, or performed by a director, officer, or high managerial agent on behalf of the business as provided in paragraph (2) of subsection (a) of Section 5-4 of the Criminal Code of 2012.

(c) Conduct on behalf of business. For purposes of this Section, when an official, agent, or employee of a business committed the bribery or attempted bribery on behalf of the business and in accordance with the direction or authorization of a responsible official of the business, the business shall be chargeable with the conduct.

(d) Certification. Every bid submitted to and contract executed by the State, and every subcontract subject to Section 20-120 of the Code shall contain a certification by the contractor or the subcontractor, respectively, that the contractor or subcontractor is not barred from being awarded a contract or subcontract under this Section and acknowledges that the CPO may declare the related contract void if any certifications required by this Section are false. A contractor who makes a false statement, material to the certification, commits a Class 3 felony.

The contractor or subcontractor certifies that it is not barred from being awarded a contract under Section 50-5.

B. Felons

Section 50-10. Felons.

(a) Unless otherwise provided, no person or business convicted of a felony shall do business with the State of Illinois or any State agency, or enter into a subcontract, from the date of conviction until 5 years after the date of completion of the sentence for that felony, unless no person held responsible by a prosecutorial office for the facts upon which the conviction was based continues to have any involvement with the business.

(b) Certification. Every bid submitted to and contract executed by the State and every subcontract subject to Section 20-120 of the Code shall contain a certification by the bidder or contractor or subcontractor, respectively, that the bidder, contractor, or subcontractor is not barred from being awarded a contract or subcontract under this Section and acknowledges that the CPO may declare the related contract void if any of the certifications required by this Section are false.

RETURN WITH SUBCONTRACT

C. Debt Delinquency

Section 50-11 and 50-12. Debt Delinquency.

The contractor or bidder or subcontractor, respectively, certifies that it, or any affiliate, is not barred from being awarded a contract or subcontract under the Code. Section 50-11 prohibits a person from entering into a contract with a State agency, or entering into a subcontract, if it knows or should know that it, or any affiliate, is delinquent in the payment of any debt to the State as defined by the Debt Collection Board. Section 50-12 prohibits a person from entering into a contract with a State agency, or entering into a subcontract, if it, or any affiliate, has failed to collect and remit Illinois Use Tax on all sales of tangible personal property into the State of Illinois in accordance with the provisions of the Illinois Use Tax Act. The bidder or contractor or subcontractor, respectively, further acknowledges that the CPO may declare the related contract void if this certification is false or if the bidder, contractor, or subcontractor, or any affiliate, is determined to be delinquent in the payment of any debt to the State during the term of the contract.

D. Prohibited Bidders, Contractors and Subcontractors

Section 50-10.5 and 50-60(c). Prohibited bidders, contractors and subcontractors.

The bidder or contractor or subcontractor, respectively, certifies in accordance with 30 ILCS 500/50-10.5 that no officer, director, partner or other managerial agent of the contracting business has been convicted of a felony under the Sarbanes-Oxley Act of 2002 or a Class 3 or Class 2 felony under the Illinois Securities Law of 1953 or if in violation of Subsection (c) for a period of five years from the date of conviction. Every bid submitted to and contract executed by the State and every subcontract subject to Section 20-120 of the Code shall contain a certification by the bidder, contractor, or subcontractor, respectively, that the bidder, contractor, or subcontractor is not barred from being awarded a contract or subcontract under this Section and acknowledges that the CPO shall declare the related contract void if any of the certifications completed pursuant to this Section are false.

E. Section 42 of the Environmental Protection Act

The bidder or contractor or subcontractor, respectively, certifies in accordance with 30 ILCS 500/50-14 that the bidder, contractor, or subcontractor, is not barred from being awarded a contract or entering into a subcontract under this Section which prohibits the bidding on or entering into contracts with the State of Illinois or a State agency, or entering into any subcontract, that is subject to the Code by a person or business found by a court or the Pollution Control Board to have committed a willful or knowing violation of Section 42 of the Environmental Protection Act for a period of five years from the date of the order. The bidder or contractor or subcontractor, respectively, acknowledges that the CPO may declare the contract void if this certification is false.

The undersigned, on behalf of the subcontracting company, has read and understands the above certifications and makes the certifications as required by law.

_____ Name of Subcontracting Company		
_____ Authorized Officer	_____ Date	

RETURN WITH SUBCONTRACT
SUBCONTRACTOR DISCLOSURES

I. DISCLOSURES

- A.** The disclosures hereinafter made by the subcontractor are each a material representation of fact upon which reliance is placed. The subcontractor further certifies that the Department has received the disclosure forms for each subcontract.

The CPO may void the bid, contract, or subcontract, respectively, if it is later determined that the bidder or subcontractor rendered a false or erroneous disclosure. A contractor or subcontractor may be scuspended or debarred for violations of the Code. Furthermore, the CPO may void the contract.

B. Financial Interests and Conflicts of Interest

1. Section 50-35 of the Code provides that all subcontracts with a total value of \$50,000 or more, from subcontractors identified in Section 20-120 of the Code, shall be accompanied by disclosure of the financial interests of the subcontractor. This disclosed information for the subcontractor, will be maintained as public information subject to release by request pursuant to the Freedom of Information Act, filed with the Procurement Policy Board, and shall be incorporated as a material term of the Prime Contractor's contract. Furthermore, pursuant to this Section, the Procurement Policy Board may recommend to allow or void a contract or subcontract based on a potential conflict of interest.

The financial interests to be disclosed shall include ownership or distributive income share that is in excess of 5%, or an amount greater than 60% of the annual salary of the Governor, of the subcontracting entity or its parent entity, whichever is less, unless the subcontractor is a publicly traded entity subject to Federal 10K reporting, in which case it may submit its 10K disclosure in place of the prescribed disclosure. If a subcontractor is a privately held entity that is exempt from Federal 10K reporting, but has more than 100 shareholders, it may submit the information that Federal 10K companies are required to report, and list the names of any individual or entity holding any ownership share that is in excess of 5%. The disclosure shall include the names, addresses, and dollar or proportionate share of ownership of each individual making the disclosure, their instrument of ownership or beneficial relationship, and notice of any potential conflict of interest resulting from the current ownership or beneficial interest of each individual making the disclosure having any of the relationships identified in Section 50-35 and on the disclosure form.

The current annual salary of the Governor is \$177,412.00.

In addition, all disclosures shall indicate any other current or pending contracts, subcontracts, proposals, leases, or other ongoing procurement relationships the subcontracting entity has with any other unit of state government and shall clearly identify the unit and the contract, subcontract, proposal, lease, or other relationship.

2. Disclosure Forms. Disclosure Form A is attached for use concerning the individuals meeting the above ownership or distributive share requirements. A separate Disclosure Form A must be submitted with the bid for each individual meeting the above requirements. In addition, a second form (Disclosure Form B) provides for the disclosure of current or pending procurement relationships with other (non-IDOT) state agencies and a total ownership certification.

C. Disclosure Form Instructions

Form A Instructions for Financial Information & Potential Conflicts of Interest

If the subcontractor is a publicly traded entity subject to Federal 10K reporting, the 10K Report may be submitted to meet the requirements of Form A. If a subcontractor is a privately held entity that is exempt from Federal 10K reporting, but has more than 100 shareholders, it may submit the information that Federal 10K companies are required to report, and list the names of any individual or entity holding any ownership share that is in excess of 5%. If a subcontractor is not subject to Federal 10K reporting, the subcontractor must determine if any individuals are required by law to complete a financial disclosure form. To do this, the subcontractor should answer each of the following questions. A "YES" answer indicates Form A must be completed. If the answer to each of the following questions is "NO", then the NOT APPLICABLE STATEMENT on the second page of Form A must be signed and dated by an individual that is authorized to execute contracts for the subcontracting company. Note: These questions are for assistance only and are not required to be completed.

1. Does anyone in your organization have a direct or beneficial ownership share of greater than 5% of the bidding entity or parent entity? YES ___ NO ___
2. Does anyone in your organization have a direct or beneficial ownership share of less than 5%, but which has a value greater than 60% of the annual salary of the Governor? YES ___ NO ___
3. Does anyone in your organization receive more than 60% of the annual salary of the Governor of the subcontracting entity's or parent entity's distributive income? YES ___ NO ___

(Note: Distributive income is, for these purposes, any type of distribution of profits. An annual salary is not distributive income.)

4. Does anyone in your organization receive greater than 5% of the subcontracting entity's or parent entity's total distributive income, but which is less than 60% of the annual salary of the Governor? YES ___ NO ___

(Note: Only one set of forms needs to be completed per individual per subcontract even if a specific individual would require a yes answer to more than one question.)

A "YES" answer to any of these questions requires the completion of Form A. The subcontractor must determine each individual in the subcontracting entity or the subcontracting entity's parent company that would cause the questions to be answered "Yes". Each form must be signed and dated by an individual that is authorized to execute contracts for your organization. The individual signing can be, but does not have to be, the individual for which the form is being completed. The subcontractor is responsible for the accuracy of any information provided.

If the answer to each of the above questions is "NO", then the NOT APPLICABLE STATEMENT on page 2 of Form A must be signed and dated by an individual that is authorized to execute contracts for your company.

RETURN WITH SUBCONTRACT

Form B: Instructions for Identifying Other Contracts & Procurement Related Information

Disclosure Form B must be completed for each subcontract submitted by the subcontracting entity. *Note: Checking the NOT APPLICABLE STATEMENT on Form A does not allow the subcontractor to ignore Form B. Form B must be completed, checked, and dated or the subcontract will not be approved.*

The Subcontractor shall identify, by checking Yes or No on Form B, whether it has any pending contracts, subcontracts, leases, bids, proposals, or other ongoing procurement relationship with any other (non-IDOT) State of Illinois agency. If "No" is checked, the subcontractor only needs to complete the check box on the bottom of Form B. If "Yes" is checked, the subcontractor must list all non-IDOT State of Illinois agency pending contracts, subcontracts, leases, bids, proposals, and other ongoing procurement relationships. These items may be listed on Form B or on an attached sheet(s). Contracts with cities, counties, villages, etc. are not considered State of Illinois agency contracts and are not to be included. Contracts or subcontracts with other State of Illinois agencies such as the Department of Natural Resources or the Capital Development Board must be included.

**ILLINOIS DEPARTMENT
OF TRANSPORTATION**

**Form A
Subcontractor: Financial
Information & Potential Conflicts
of Interest Disclosure**

Subcontractor Name		
Legal Address		
City, State, Zip		
Telephone Number	Email Address	Fax Number (if available)

Disclosure of the information contained in this Form is required by Section 50-35 of the Code (30 ILCS 500). Subcontractors desiring to enter into a subcontract of a State of Illinois contract must disclose the financial information and potential conflict of interest information as specified in this Disclosure Form. This information shall become part of the publicly available contract file. This Form A must be completed for subcontracts with a total value of \$50,000 or more, from subcontractors identified in Section 20-120 of the Code, and for all open-ended contracts. **A publicly traded company may submit a 10K disclosure (or equivalent if applicable) in satisfaction of the requirements set forth in Form A. See Disclosure Form Instructions.**

The current annual salary of the Governor is \$177,412.00.

DISCLOSURE OF FINANCIAL INFORMATION

1. Disclosure of Financial Information. The individual named below has an interest in the SUBCONTRACTOR (or its parent) in terms of ownership or distributive income share in excess of 5%, or an interest which has a value of more than 60% of the annual salary of the Governor. **(Make copies of this form as necessary and attach a separate Disclosure Form A for each individual meeting these requirements)**

FOR INDIVIDUAL (type or print information)	
NAME:	_____
ADDRESS	_____
Type of ownership/distributable income share:	
stock _____ sole proprietorship _____ Partnership _____ other: (explain on separate sheet):	
% or \$ value of ownership/distributable income share:	_____

2. Disclosure of Potential Conflicts of Interest. Check "Yes" or "No" to indicate which, if any, of the following potential conflict of interest relationships apply. If the answer to any question is "Yes", please attach additional pages and describe.

(a) State employment, currently or in the previous 3 years, including contractual employment of services. Yes ___ No ___

If your answer is yes, please answer each of the following questions.

1. Are you currently an officer or employee of either the Capitol Development Board or the Illinois State Toll Highway Authority? Yes ___ No ___

2. Are you currently appointed to or employed by any agency of the State of Illinois? If you are currently appointed to or employed by any agency of the State of Illinois, and your annual salary exceeds 60% of the annual salary of the Governor, provide the name the State agency for which you are employed and your annual salary. _____

RETURN WITH SUBCONTRACT

3. If you are currently appointed to or employed by any agency of the State of Illinois, and your annual salary exceeds 60% of the annual salary of the Governor, are you entitled to receive (i) more than 7 1/2% of the total distributable income of your firm, partnership, association or corporation, or (ii) an amount in excess of 100% of the annual salary of the Governor?
Yes ___ No ___

4. If you are currently appointed to or employed by any agency of the State of Illinois, and your annual salary exceeds 60% of the annual salary of the Governor, are you and your spouse or minor children entitled to receive (i) more than 15 % in the aggregate of the total distributable income of your firm, partnership, association or corporation, or (ii) an amount in excess of two times the salary of the Governor?
Yes ___ No ___

(b) State employment of spouse, father, mother, son, or daughter, including contractual employment services in the previous 2 years.

Yes ___ No ___

If your answer is yes, please answer each of the following questions.

1. Is your spouse or any minor children currently an officer or employee of the Capitol Development Board or the Illinois State Toll Highway Authority?
Yes ___ No ___

2. Is your spouse or any minor children currently appointed to or employed by any agency of the State of Illinois? If your spouse or minor children is/are currently appointed to or employed by any agency of the State of Illinois, and his/her annual salary exceeds 60% of the annual salary of the Governor, provide the name of your spouse and/or minor children, the name of the State agency for which he/she is employed and his/her annual salary. _____

3. If your spouse or any minor children is/are currently appointed to or employed by any agency of the State of Illinois, and his/her annual salary exceeds 60% of the annual salary of the Governor, are you entitled to receive (i) more than 7 1/2% of the total distributable income of your firm, partnership, association or corporation, or (ii) an amount in excess of 100% of the annual salary of the Governor?
Yes ___ No ___

4. If your spouse or any minor children are currently appointed to or employed by any agency of the State of Illinois, and his/her annual salary exceeds 60% of the annual salary of the Governor, are you and your spouse or minor children entitled to receive (i) more than 15 % in the aggregate of the total distributable income of your firm, partnership, association or corporation, or (ii) an amount in excess of two times the salary of the Governor?
Yes ___ No ___

(c) Elective status; the holding of elective office of the State of Illinois, the government of the United States, any unit of local government authorized by the Constitution of the State of Illinois or the statutes of the State of Illinois currently or in the previous 3 years.
Yes ___ No ___

(d) Relationship to anyone holding elective office currently or in the previous 2 years; spouse, father, mother, son, or daughter.
Yes ___ No ___

(e) Appointive office; the holding of any appointive government office of the State of Illinois, the United States of America, or any unit of local government authorized by the Constitution of the State of Illinois or the statutes of the State of Illinois, which office entitles the holder to compensation in excess of the expenses incurred in the discharge of that office currently or in the previous 3 years.
Yes ___ No ___

(f) Relationship to anyone holding appointive office currently or in the previous 2 years; spouse, father, mother, son, or daughter.
Yes ___ No ___

(g) Employment, currently or in the previous 3 years, as or by any registered lobbyist of the State government.
Yes ___ No ___

RETURN WITH SUBCONTRACT

(h) Relationship to anyone who is or was a registered lobbyist in the previous 2 years; spouse, father, mother, son, or daughter. Yes ___ No ___

(i) Compensated employment, currently or in the previous 3 years, by any registered election or reelection committee registered with the Secretary of State or any county clerk of the State of Illinois, or any political action committee registered with either the Secretary of State or the Federal Board of Elections. Yes ___ No ___

(j) Relationship to anyone; spouse, father, mother, son, or daughter; who was a compensated employee in the last 2 years by any registered election or re-election committee registered with the Secretary of State or any county clerk of the State of Illinois, or any political action committee registered with either the Secretary of State or the Federal Board of Elections. Yes ___ No ___

3 Communication Disclosure.

Disclose the name and address of each lobbyist and other agent of the bidder or offeror who is not identified in Section 2 of this form, who is has communicated, is communicating, or may communicate with any State officer or employee concerning the bid or offer. This disclosure is a continuing obligation and must be promptly supplemented for accuracy throughout the process and throughout the term of the contract. If no person is identified, enter "None" on the line below:

Name and address of person(s): _____

RETURN WITH SUBCONTRACT

4. Suspension or Debarment Disclosure. For each of the persons identified under Sections 2 and 3 of this form, disclose whether any of the following has occurred within the previous 10 years: suspension or debarment from contracting with any governmental entity; professional licensure discipline; bankruptcies; adverse civil judgments and administrative findings; and criminal felony convictions. This disclosure is a continuing obligation and must be promptly supplemented for accuracy throughout the procurement process and term of the contract. If no person is identified, enter "None" on the line below:

Name of person(s): _____

Nature of disclosure: _____

APPLICABLE STATEMENT

This Disclosure Form A is submitted on behalf of the INDIVIDUAL named on previous page. Under penalty of perjury, I certify the contents of this disclosure to be true and accurate to the best of my knowledge.

Completed by: _____ Date _____
Signature of Individual or Authorized Officer

NOT APPLICABLE STATEMENT

Under penalty of perjury, I have determined that no individuals associated with this organization meet the criteria that would require the completion of this Form A.

This Disclosure Form A is submitted on behalf of the SUBCONTRACTOR listed on the previous page.

_____ Date _____
Signature of Authorized Officer

RETURN WITH SUBCONTRACT

ILLINOIS DEPARTMENT OF TRANSPORTATION

Form B
Subcontractor: Other Contracts & Financial Related Information Disclosure

Form with fields: Subcontractor Name, Legal Address, City, State, Zip, Telephone Number, Email Address, Fax Number (if available)

Disclosure of the information contained in this Form is required by Section 50-35 of the Code (30 ILCS 500). This information shall become part of the publicly available contract file.

DISCLOSURE OF OTHER CONTRACTS, SUBCONTRACTS, AND PROCUREMENT RELATED INFORMATION

1. Identifying Other Contracts & Procurement Related Information. The SUBCONTRACTOR shall identify whether it has any pending contracts, subcontracts, including leases, bids, proposals, or other ongoing procurement relationship with any other State of Illinois agency: Yes ___ No ___
If "No" is checked, the subcontractor only needs to complete the signature box on this page.

2. If "Yes" is checked. Identify each such relationship by showing State of Illinois agency name and other descriptive information such as bid or project number (attach additional pages as necessary). SEE DISCLOSURE FORM INSTRUCTIONS:

THE FOLLOWING STATEMENT MUST BE CHECKED

Signature box with fields for Signature of Authorized Officer and Date

OWNERSHIP CERTIFICATION

Please certify that the following statement is true if the individuals for all submitted Form A disclosures do not total 100% of ownership

Any remaining ownership interest is held by individuals receiving less than \$106,447.20 of the bidding entity's or parent entity's distributive income or holding less than a 5% ownership interest.

Yes No N/A (Form A disclosure(s) established 100% ownership)



NOTICE TO BIDDERS

- 1. TIME AND PLACE OF OPENING BIDS.** Sealed proposals for the improvement described herein will be received by the Department of Transportation. Electronic bids are to be submitted to the electronic bidding system (iCX-Integrated Contractors Exchange). Paper-based bids are to be submitted to the Chief Procurement Officer for the Department of Transportation in care of the Chief Contracts Official at the Harry R. Hanley Building, 2300 South Dirksen Parkway, in Springfield, Illinois until 10:00 a.m. March 4, 2016. All bids will be gathered, sorted, publicly opened and read in the auditorium at the Department of Transportation's Harry R. Hanley Building shortly after 10:00 a.m.
- 2. DESCRIPTION OF WORK.** The proposed improvement is identified and advertised for bids in the Invitation for Bids as:

**Contract No. 61C19
KANE County
Section 12-04101-01-BR
Project BROS-0089(175)
Route TR 149 (Seavey Road)
District 1 Construction Funds**

Project consists of removing the superstructure, construction of a new precast prestressed concrete deck beam bridge (21" depth), pavement removal and reconstruction, placement of embankment, shoulder construction, guardrail installation, placement of signing, pavement marking and all other incidental items to complete the work on TR 149 (Seavey Road) at Lake Run Creek.

- 3. INSTRUCTIONS TO BIDDERS.** (a) This Notice, the invitation for bids, proposal and letter of award shall, together with all other documents in accordance with Article 101.09 of the Standard Specifications for Road and Bridge Construction, become part of the contract. Bidders are cautioned to read and examine carefully all documents, to make all required inspections, and to inquire or seek explanation of the same prior to submission of a bid.

(b) State law, and, if the work is to be paid wholly or in part with Federal-aid funds, Federal law requires the bidder to make various certifications as a part of the proposal and contract. By execution and submission of the proposal, the bidder makes the certification contained therein. A false or fraudulent certification shall, in addition to all other remedies provided by law, be a breach of contract and may result in termination of the contract.
- 4. AWARD CRITERIA AND REJECTION OF BIDS.** This contract will be awarded to the lowest responsive and responsible bidder considering conformity with the terms and conditions established by the Department in the rules, Invitation for Bids and contract documents. The issuance of plans and proposal forms for bidding based upon a prequalification rating shall not be the sole determinant of responsibility. The Department reserves the right to determine responsibility at the time of award, to reject any or all proposals, to readvertise the proposed improvement, and to waive technicalities.

By Order of the
Illinois Department of Transportation

Randall S. Blankenhorn,
Secretary

INDEX
FOR
SUPPLEMENTAL SPECIFICATIONS
AND RECURRING SPECIAL PROVISIONS

Adopted January 1, 2015

This index contains a listing of SUPPLEMENTAL SPECIFICATIONS, frequently used RECURRING SPECIAL PROVISIONS, and LOCAL ROADS AND STREETS RECURRING SPECIAL PROVISIONS.

ERRATA Standard Specifications for Road and Bridge Construction (Adopted 1-1-12) (Revised 1-1-15)

SUPPLEMENTAL SPECIFICATIONS

<u>Std. Spec. Sec.</u>		<u>Page No.</u>
101	Definition of Terms	1
102	Advertisement, Bidding, Award, and Contract Execution	2
105	Control of Work	3
106	Control of Materials	5
107	Legal Regulations and Responsibility to Public	6
108	Prosecution and Progress	14
109	Measurement and Payment	15
202	Earth and Rock Excavation	17
211	Topsoil and Compost	19
250	Seeding	20
253	Planting Woody Plants	21
280	Temporary Erosion and Sediment Control	23
312	Stabilized Subbase	24
406	Hot-Mix Asphalt Binder and Surface Course	25
407	Hot-Mix Asphalt Pavement (Full-Depth)	28
420	Portland Cement Concrete Pavement	32
424	Portland Cement Concrete Sidewalk	34
440	Removal of Existing Pavement and Appurtenances	35
502	Excavation for Structures	36
503	Concrete Structures	37
504	Precast Concrete Structures	40
506	Cleaning and Painting New Steel Structures	41
512	Piling	42
516	Drilled Shafts	43
521	Bearings	44
540	Box Culverts	45
588	Bridge Relief Joint System	46
589	Elastic Joint Sealer	48
602	Catch Basin, Manhole, Inlet, Drainage Structure, and Valve Vault Construction, Adjustment, and Reconstruction	49
603	Adjusting Frames and Grates of Drainage and Utility Structures	50
606	Concrete Gutter, Curb, Median, and Paved Ditch	52
610	Shoulder Inlets with Curb	53
639	Precast Prestressed Concrete Sight Screen	54
642	Shoulder Rumble Strips	55
643	Impact Attenuators	56
644	High Tension Cable Median Barrier	58
669	Removal and Disposal of Regulated Substances	60
670	Engineer's Field Office and Laboratory	64

<u>Std. Spec. Sec.</u>	<u>Page No.</u>
701 Work Zone Traffic Control and Protection	65
706 Impact Attenuators, Temporary	68
707 Movable Traffic Barrier	71
708 Temporary Water Filled Barrier	73
730 Wood Sign Support	75
780 Pavement Striping	76
816 Unit Duct	81
836 Pole Foundation	82
860 Master Controller	83
1001 Cement	84
1003 Fine Aggregates	85
1004 Coarse Aggregates	87
1006 Metals	91
1011 Mineral Filler	93
1017 Packaged, Dry, Combined Materials for Mortar	94
1018 Packaged Rapid Hardening Mortar or Concrete	95
1019 Controlled Low-Strength Material (CLSM)	96
1020 Portland Cement Concrete	97
1024 Grout and Nonshrink Grout	136
1030 Hot-Mix Asphalt	137
1040 Drain Pipe, Tile, Drainage Mat, and Wall Drain	142
1042 Precast Concrete Products	143
1069 Pole and Tower	144
1070 Foundation and Breakaway Devices	145
1073 Controller	146
1081 Materials for Planting	147
1082 Preformed Bearing Pads	148
1083 Elastomeric Bearings	149
1088 Wireway and Conduit System	150
1095 Pavement Markings	152
1101 General Equipment	155
1102 Hot-Mix Asphalt Equipment	157
1103 Portland Cement Concrete Equipment	159
1105 Pavement Marking Equipment	160
1106 Work Zone Traffic Control Devices	161

RECURRING SPECIAL PROVISIONS

The following RECURRING SPECIAL PROVISIONS indicated by an "X" are applicable to this contract and are included by reference:

<u>CHECK SHEET #</u>	<u>PAGE NO.</u>
1 X Additional State Requirements for Federal-Aid Construction Contracts	163
2 X Subletting of Contracts (Federal-Aid Contracts)	166
3 X EEO	167
4 Specific EEO Responsibilities Non Federal-Aid Contracts	177
5 Required Provisions - State Contracts	182
6 Asbestos Bearing Pad Removal	188
7 Asbestos Waterproofing Membrane and Asbestos HMA Surface Removal	189
8 X Temporary Stream Crossings and In-Stream Work Pads	190
9 Construction Layout Stakes Except for Bridges	191
10 X Construction Layout Stakes	194
11 Use of Geotextile Fabric for Railroad Crossing	197
12 Subsealing of Concrete Pavements	199
13 Hot-Mix Asphalt Surface Correction	203
14 Pavement and Shoulder Resurfacing	205
15 Reserved	206
16 Patching with Hot-Mix Asphalt Overlay Removal	207
17 Polymer Concrete	208
18 PVC Pipeliner	210
19 X Pipe Underdrains	211
20 X Guardrail and Barrier Wall Delineation	212
21 Bicycle Racks	216
22 Reserved	218
23 Temporary Portable Bridge Traffic Signals	219
24 Work Zone Public Information Signs	221
25 Nighttime Inspection of Roadway Lighting	222
26 English Substitution of Metric Bolts	223
27 English Substitution of Metric Reinforcement Bars	224
28 Calcium Chloride Accelerator for Portland Cement Concrete	225
29 Reserved	226
30 Quality Control of Concrete Mixtures at the Plant	227
31 X Quality Control/Quality Assurance of Concrete Mixtures	235
32 Digital Terrain Modeling for Earthwork Calculations	251
33 Pavement Marking Removal	253
34 Preventive Maintenance – Bituminous Surface Treatment	254
35 Preventive Maintenance – Cape Seal	260
36 Preventive Maintenance – Micro-Surfacing	275
37 Preventive Maintenance – Slurry Seal	286
38 Temporary Raised Pavement Markers	296
39 Restoring Bridge Approach Pavements Using High-Density Foam	297

LOCAL ROADS AND STREETS RECURRING SPECIAL PROVISIONS

The following LOCAL ROADS AND STREETS RECURRING SPECIAL PROVISIONS indicated by an "X" are applicable to this contract and are included by reference:

Table of Contents

<u>CHECK SHEET #</u>	<u>PAGE NO.</u>
LRS 1 Reserved	301
LRS 2 <input type="checkbox"/> Furnished Excavation	302
LRS 3 <input type="checkbox"/> Work Zone Traffic Control Surveillance	303
LRS 4 <input type="checkbox"/> Flaggers in Work Zones	304
LRS 5 <input type="checkbox"/> Contract Claims	305
LRS 6 <input type="checkbox"/> Bidding Requirements and Conditions for Contract Proposals	306
LRS 7 <input type="checkbox"/> Bidding Requirements and Conditions for Material Proposals	312
LRS 8 Reserved	318
LRS 9 <input type="checkbox"/> Bituminous Surface Treatments	319
LRS 10 Reserved	320
LRS 11 <input type="checkbox"/> Employment Practices	321
LRS 12 <input type="checkbox"/> Wages of Employees on Public Works	323
LRS 13 <input type="checkbox"/> Selection of Labor	325
LRS 14 <input type="checkbox"/> Paving Brick and Concrete Paver Pavements and Sidewalks	326
LRS 15 <input type="checkbox"/> Partial Payments	329
LRS 16 <input type="checkbox"/> Protests on Local Lettings	330
LRS 17 <input type="checkbox"/> Substance Abuse Prevention Program.....	331
LRS 18 <input type="checkbox"/> Multigrade Cold Mix Asphalt	332

TABLE OF CONTENTS

<u>DESCRIPTION</u>	<u>PAGE</u>
LOCATION OF PROJECT	1
DESCRIPTION OF PROJECT	1
EARTH EXCAVATION	2
EXISTING FIELD TILE REMOVAL	2
WASHOUT BASIN	2
EXPLORATION TRENCH, SPECIAL	3
CHANGEABLE MESSAGE SIGN, SPECIAL	4
DIVERSION STRUCTURE	4
TEMPORARY INFORMATION SIGNING	7
FENCE REMOVAL	8
TRIAxIAL GEOGRID REINFORCEMENT, TYPE I	8
AGGREGATE SUBGRADE IMPROVEMENT (D-1)	11
COARSE AGGREGATE FOR BACKFILL, TRENCH BACKFILL AND BEDDING (D-1)	13
EMBANKMENT II	14
FRICTION AGGREGATE (D-1)	15
GROUND TIRE RUBBER (GTR) MODIFIED ASPHALT BINDER (D-1)	18
HEAT OF HYDRATION CONTROL FOR CONCRETE STRUCTURES (D-1)	20
HMA MIXTURE DESIGN REQUIREMENTS (D-1)	21
MAINTENANCE OF ROADWAYS	35
PUBLIC CONVENIENCE AND SAFETY (DIST 1)	36
RECLAIMED ASPHALT PAVEMENT AND RECLAIMED ASPHALT SHINGLES (D-1)	37
SLIPFORM PAVING (D-1)	47
STATUS OF UTILITIES TO BE ADJUSTED	48
TRAFFIC CONTROL PLAN	50
TRAFFIC CONTROL AND PROTECTION (ARTERIALS)	51

STORM WATER POLLUTION PREVENTION PLAN	52
PERMITS:	
REGULATED FLOODWAY CONSTRUCTION PERMIT (IDOT)	60
ARMY CORPS OF ENGINEERS (ACOE)	61
KANE-DUPAGE SOIL AND WATER CONSERVATION DISTRICT (KDSWCD)	72
KANE COUNTY STORM WATER PERMIT	79
STRUCTURAL GEOTECHNICAL REPORT FOR PROPOSED BRIDGE REPLACEMENT (BY TESTING SERVICE CORPORATION) DATED JULY 18, 2014	80

GUIDE BRIDGE SPECIAL PROVISION INDEX/CHECK SHEET

Effective as of the: January 15, 2016 Letting

Pg #	√	File Name	Title	Effective	Revised
		GBSP 4	Polymer Modified Portland Cement Mortar	June 7, 1994	July 26, 2013
		GBSP 12	Drainage System	June 10, 1994	Jun 24, 2015
		GBSP 13	High-Load Multi-Rotational Bearings	Oct 13, 1988	Oct 30, 2012
		GBSP 14	Jack and Remove Existing Bearings	April 20, 1994	Jan 1, 2007
		GBSP 15	Three Sided Precast Concrete Structure	July 12, 1994	Dec 29, 2014
		GBSP 16	Jacking Existing Superstructure	Jan 11, 1993	Jan 1, 2007
		GBSP 17	Bonded Preformed Joint Seal	July 12, 1994	Jan 1, 2007
		GBSP 18	Modular Expansion Joint	May 19, 1994	Dec 29, 2014
		GBSP 21	Cleaning and Painting Contact Surface Areas of Existing Steel Structures	June 30, 2003	May 18, 2011
		GBSP 25	Cleaning and Painting Existing Steel Structures	Oct 2, 2001	April 19, 2012
		GBSP 26	Containment and Disposal of Lead Paint Cleaning Residues	Oct 2, 2001	April 30, 2010
		GBSP 28	Deck Slab Repair	May 15, 1995	Oct 15, 2011
		GBSP 29	Bridge Deck Microsilica Concrete Overlay	May 15, 1995	Jun 24, 2015
		GBSP 30	Bridge Deck Latex Concrete Overlay	May 15, 1995	Jun 24, 2015
		GBSP 31	Bridge Deck High-Reactivity Metakaolin (HRM) Conc Overlay	Jan 21, 2000	Jun 24, 2015
		GBSP 32	Temporary Sheet Piling	Sept 2, 1994	Jan 31, 2012
		GBSP 33	Pedestrian Truss Superstructure	Jan 13, 1998	Dec 29, 2014
99	X	GBSP 34	Concrete Wearing Surface	June 23, 1994	Feb 6, 2013
		GBSP 35	Silicone Bridge Joint Sealer	Aug 1, 1995	Oct 15, 2011
		GBSP 38	Mechanically Stabilized Earth Retaining Walls	Feb 3, 1999	Oct 5, 2015
		GBSP 42	Drilled Soldier Pile Retaining Wall	Sept 20, 2001	Oct 5, 2015
		GBSP 43	Driven Soldier Pile Retaining Wall	Nov 13, 2002	Oct 5, 2015
		GBSP 44	Temporary Soil Retention System	Dec 30, 2002	May 11, 2009
		GBSP 45	Bridge Deck Thin Polymer Overlay	May 7, 1997	Feb 6, 2013
		GBSP 46	Geotextile Retaining Walls	Sept 19, 2003	July 26, 2013
103	X	GBSP 51	Pipe Underdrain for Structures	May 17, 2000	Jan 22, 2010
		GBSP 53	Structural Repair of Concrete	Mar 15, 2006	Aug 29, 2014
		GBSP 55	Erection of Curved Steel Structures	June 1, 2007	
		GBSP 56	Setting Piles in Rock	Nov 14, 1996	April 19, 2012
		GBSP 57	Temporary Mechanically Stabilized Earth Retaining Walls	Jan 6, 2003	Oct 5, 2015
		GBSP 59	Diamond Grinding and Surface Testing Bridge Sections	Dec 6, 2004	Jan 3, 2014
		GBSP 60	Containment and Disposal of Non-Lead Paint Cleaning Residues	Nov 25, 2004	Mar 6, 2009
		GBSP 61	Slipform Parapet	June 1, 2007	Dec 29, 2014
104	X	GBSP 62	Concrete Deck Beams	June 13, 2008	Oct 9, 2009
		GBSP 64	Segmental Concrete Block Wall	Jan 7, 1999	Oct 30, 2012
		GBSP 65	Precast Modular Retaining Walls	Mar 19, 2001	Dec 29, 2014
		GBSP 67	Structural Assessment Reports for Contractor's Means and Methods	Mar 6, 2009	Oct 5, 2015
		GBSP 70	Braced Excavation	Aug 9, 1995	May 18, 2011
		GBSP 71	Aggregate Column Ground Improvement	Jan 15, 2009	Oct 15, 2011

		GBSP 72	Bridge Deck Fly Ash or GGBF Slag Concrete Overlay	Jan 18, 2011	Jun 24, 2015
		GBSP 73	Cofferdams	Oct 15, 2011	
		GBSP 74	Permanent Steel Sheet Piling (LRFD)	Jan 31, 2012	Aug 17, 2012
		GBSP 75	Bond Breaker for Prestressed Concrete Bulb-T Beams	April 19, 2012	
106	X	GBSP 76	Granular Backfill for Structures	April 19, 2012	Oct 30, 2012
		GBSP 77	Weep Hole Drains for Abutments, Wingwalls, Retaining Walls And Culverts	April 19, 2012	Oct 22, 2013
		GBSP 78	Bridge Deck Construction	Oct 22, 2013	April 18, 2014
		GBSP 79	Bridge Deck Grooving (Longitudinal)	Dec 29, 2014	
		GBSP 80	Fabric Reinforced Elastomeric	Aug 29, 2014	
		GBSP 84	Precast, Prestressed Concrete Beams	Oct 5, 2015	
		GBSP 85	Micropiles	Apr 19, 1996	Oct 5, 2015
		GBSP 86	Drilled Shafts	Oct 5, 2015	
		GBSP 87	Lightweight Cellular Concrete Fill	Nov 11, 2011	Oct 5, 2015

LIST ANY ADDITIONAL SPECIAL PROVISIONS BELOW

The following Guide Bridge Special Provisions have been incorporated into the 2012 Standard Specifications:

File Name	Title	Std Spec Location
GBSP22	Cleaning and Painting New Metal Structures	506
GBSP36	Surface Preparation and Painting Req. for Weathering Steel	506
GBSP50	Removal of Existing Non-composite Bridge Decks	501
GBSP58	Mechanical Splicers	508
GBSP63	Demolition Plans for Removal of Existing Structures	501
GBSP68	Piling	512
GBSP69	Freeze-Thaw Aggregates for Concrete Superstructures Poured on Grade	1004

The following Guide Bridge Special Provisions have been discontinued or have been superseded:

File Name	Title	Disposition:
GBSP37	Underwater Structure Excavation Protection	Replaced by GBSP73
GBSP11	Permanent Steel Sheet Piling	Replaced by GBSP74
GBSP47	High Performance Concrete Structures	Discontinued
GBSP52	Porous Granular Embankment (Special)	Replaced by GBSP76
GBSP66	Wave Equation Analysis of Piles	Discontinued

INDEX LOCAL ROADS AND STREETS SPECIAL PROVISIONS

<u>LR #</u>	<u>Pg #</u>	<u>Special Provision Title</u>	<u>Effective</u>	<u>Revised</u>
LR SD12		<input type="checkbox"/> Slab Movement Detection Device	Nov. 11, 1984	Jan. 1, 2007
LR SD13		<input type="checkbox"/> Required Cold Milled Surface Texture	Nov. 1, 1987	Jan. 1, 2007
LR 107-2		<input type="checkbox"/> Railroad Protective Liability Insurance for Local Lettings	Mar. 1, 2005	Jan. 1, 2006
LR 107-4	108	<input checked="" type="checkbox"/> Insurance	Feb. 1, 2007	Aug. 1, 2007
LR 108		<input type="checkbox"/> Combination Bids	Jan. 1, 1994	Mar. 1, 2005
LR 109		<input type="checkbox"/> Equipment Rental Rates	Jan. 1, 2012	
LR 212		<input type="checkbox"/> Shaping Roadway	Aug. 1, 1969	Jan. 1, 2002
LR 355-1		<input type="checkbox"/> Bituminous Stabilized Base Course, Road Mix or Traveling Plant Mix	Oct. 1, 1973	Jan. 1, 2007
LR 355-2		<input type="checkbox"/> Bituminous Stabilized Base Course, Plant Mix	Feb. 20, 1963	Jan. 1, 2007
LR 400-1		<input type="checkbox"/> Bituminous Treated Earth Surface	Jan. 1, 2007	Apr. 1, 2012
LR 400-2		<input type="checkbox"/> Bituminous Surface Plant Mix (Class B)	Jan. 1, 2008	
LR 400-3		<input type="checkbox"/> Hot In-Place Recycling (HIR) – Surface Recycling	Jan. 1, 2012	
LR 400-4		<input type="checkbox"/> Full-Depth Reclamation (FDR) with Emulsified Asphalt	Apr. 1, 2012	Jun. 1, 2012
LR 400-5		<input type="checkbox"/> Cold In-Place Recycling (CIR) With Emulsified Asphalt	Apr. 1, 2012	Jun. 1, 2012
LR 400-6		<input type="checkbox"/> Cold In Place Recycling (CIR) with Foamed Asphalt	June 1, 2012	
LR 400-7		<input type="checkbox"/> Full-Depth Reclamation (FDR) with Foamed Asphalt	June 1, 2012	
LR 402		<input type="checkbox"/> Salt Stabilized Surface Course	Feb. 20, 1963	Jan. 1, 2007
LR 403-1		<input type="checkbox"/> Surface Profile Milling of Existing, Recycled or Reclaimed Flexible Pavement	Apr. 1, 2012	Jun. 1, 2012
LR 403-2		<input type="checkbox"/> Bituminous Hot Mix Sand Seal Coat	Aug. 1, 1969	Jan. 1, 2007
LR 406		<input type="checkbox"/> Filling HMA Core Holes with Non-shrink Grout	Jan. 1, 2008	
LR 420		<input type="checkbox"/> PCC Pavement (Special)	May 12, 1964	Jan. 2, 2007
LR 442		<input type="checkbox"/> Bituminous Patching Mixtures for Maintenance Use	Jan. 1, 2004	Jun. 1, 2007
LR 451		<input type="checkbox"/> Crack Filling Bituminous Pavement with Fiber-Asphalt	Oct. 1, 1991	Jan. 1, 2007
LR 503-1		<input type="checkbox"/> Furnishing Class SI Concrete	Oct. 1, 1973	Jan. 1, 2002
LR 503-2		<input type="checkbox"/> Furnishing Class SI Concrete (Short Load)	Jan. 1, 1989	Jan. 1, 2002
LR 542		<input type="checkbox"/> Pipe Culverts, Type _____ (Furnished)	Sep. 1, 1964	Jan. 1, 2007
LR 663		<input type="checkbox"/> Calcium Chloride Applied	Jun. 1, 1958	Jan. 1, 2007
LR 702		<input type="checkbox"/> Construction and Maintenance Signs	Jan. 1, 2004	Jun. 1, 2007
LR 1000-1		<input type="checkbox"/> Cold In-Place Recycling (CIR) and Full Depth Reclamation (FDR) with Emulsified Asphalt Mix Design Procedures	Apr. 1, 2012	Jun. 1, 2012
LR 1000-2		<input type="checkbox"/> Cold In-Place Recycling (CIR) and Full Depth Reclamation (FDR) with Foamed Asphalt Mix Design Procedures	June 1, 2012	
LR 1004		<input type="checkbox"/> Coarse Aggregate for Bituminous Surface Treatment	Jan. 1, 2002	Jan. 1, 2007
LR 1030		<input type="checkbox"/> Growth Curve	Mar. 1, 2008	Jan. 1, 2010
LR 1032-1		<input type="checkbox"/> Emulsified Asphalts	Jan. 1, 2007	Feb. 7, 2008
LR 1102		<input type="checkbox"/> Road Mix or Traveling Plan Mix Equipment	Jan. 1, 2007	

BDE SPECIAL PROVISIONS

The following special provisions indicated by an "x" are applicable to this contract. An * indicates a new or revised special provision for the letting.

<u>File Name</u>	<u>Pg.</u>	<u>Special Provision Title</u>	<u>Effective</u>	<u>Revised</u>
80240		Above Grade Inlet Protection	July 1, 2009	Jan. 1, 2012
80099		Accessible Pedestrian Signals (APS)	April 1, 2003	Jan. 1, 2014
* 80274		Aggregate Subgrade Improvement	April 1, 2012	Jan. 1, 2016
80192		Automated Flagger Assistance Device	Jan. 1, 2008	
80173		Bituminous Materials Cost Adjustments	Nov. 2, 2006	July 1, 2015
80241		Bridge Demolition Debris	July 1, 2009	
50261		Building Removal-Case I (Non-Friable and Friable Asbestos)	Sept. 1, 1990	April 1, 2010
50481		Building Removal-Case II (Non-Friable Asbestos)	Sept. 1, 1990	April 1, 2010
50491		Building Removal-Case III (Friable Asbestos)	Sept. 1, 1990	April 1, 2010
50531		Building Removal-Case IV (No Asbestos)	Sept. 1, 1990	April 1, 2010
80360	109	X Coarse Aggregate Quality	July 1, 2015	
80310		Coated Galvanized Steel Conduit	Jan. 1, 2013	Jan. 1, 2015
80341		Coilable Nonmetallic Conduit	Aug. 1, 2014	Jan. 1, 2015
80198		Completion Date (via calendar days)	April 1, 2008	
80199		Completion Date (via calendar days) Plus Working Days	April 1, 2008	
80293		Concrete Box Culverts with Skews > 30 Degrees and Design Fills ≤ 5 Feet	April 1, 2012	April 1, 2015
80294		Concrete Box Culverts with Skews ≤ 30 Degrees Regardless of Design Fill and Skews > 30 Degrees with Design Fills > 5 Feet	April 1, 2012	April 1, 2014
80311		Concrete End Sections for Pipe Culverts	Jan. 1, 2013	
80334		Concrete Gutter, Curb, Median, and Paved Ditch	April 1, 2014	Aug. 1, 2014
80277		Concrete Mix Design – Department Provided	Jan. 1, 2012	Jan. 1, 2014
80261	111	X Construction Air Quality – Diesel Retrofit	June 1, 2010	Nov. 1, 2014
80335	114	X Contract Claims	April 1, 2014	
* 80029	115	X Disadvantaged Business Enterprise Participation	Sept. 1, 2000	Jan. 2, 2016
80358	126	X Equal Employment Opportunity	April 1, 2015	
80265		Friction Aggregate	Jan. 1, 2011	Nov. 1, 2014
80229		Fuel Cost Adjustment	April 1, 2009	July 1, 2015
80329		Glare Screen	Jan. 1, 2014	
80304		Grooving for Recessed Pavement Markings	Nov. 1, 2012	Aug. 1, 2014
80246	130	X Hot-Mix Asphalt – Density Testing of Longitudinal Joints	Jan. 1, 2010	April 1, 2012
80322		Hot-Mix Asphalt – Mixture Design Composition and Volumetric Requirements	Nov. 1, 2013	Nov. 1, 2014
80323		Hot-Mix Asphalt – Mixture Design Verification and Production	Nov. 1, 2013	Nov. 1, 2014
80347		Hot-Mix Asphalt – Pay for Performance Using Percent Within Limits – Jobsite Sampling	Nov. 1, 2014	July 1, 2015
80348	132	X Hot-Mix Asphalt – Prime Coat	Nov. 1, 2014	
80315		Insertion Lining of Culverts	Jan. 1, 2013	Nov. 1, 2013
80351		Light Tower	Jan. 1, 2015	
80336		Longitudinal Joint and Crack Patching	April 1, 2014	
80324		LRFD Pipe Culvert Burial Tables	Nov. 1, 2013	April 1, 2015
80325		LRFD Storm Sewer Burial Tables	Nov. 1, 2013	April 1, 2015
80045		Material Transfer Device	June 15, 1999	Aug. 1, 2014
80342		Mechanical Side Tie Bar Inserter	Aug. 1, 2014	Jan. 1, 2015
80165		Moisture Cured Urethane Paint System	Nov. 1, 2006	Jan. 1, 2010
80361		Overhead Sign Structures Certification of Metal Fabricator	Nov. 1, 2015	
80337		Paved Shoulder Removal	April 1, 2014	
80349		Pavement Marking Blackout Tape	Nov. 1, 2014	
80298		Pavement Marking Tape Type IV	April 1, 2012	
80254		Pavement Patching	Jan. 1, 2010	

<u>File Name</u>	<u>Pg.</u>	<u>Special Provision Title</u>	<u>Effective</u>	<u>Revised</u>
80352		Pavement Striping - Symbols	Jan. 1, 2015	
80359		Portland Cement Concrete Bridge Deck Curing	April 1, 2015	
80353		Portland Cement Concrete Inlay or Overlay	Jan. 1, 2015	April 1, 2015
80338		Portland Cement Concrete Partial Depth Hot-Mix Asphalt Patching	April 1, 2014	
80343		Precast Concrete Handhole	Aug. 1, 2014	
80300		Preformed Plastic Pavement Marking Type D - Inlaid	April 1, 2012	
80328	137	X Progress Payments	Nov. 2, 2013	
34261		Railroad Protective Liability Insurance	Dec. 1, 1986	Jan. 1, 2006
80157		Railroad Protective Liability Insurance (5 and 10)	Jan. 1, 2006	
80306		Reclaimed Asphalt Pavement (RAP) and Reclaimed Asphalt Shingles (RAS)	Nov. 1, 2012	Jan. 2, 2015
80350	138	X Retroreflective Sheeting for Highway Signs	Nov. 1, 2014	
80327	140	X Reinforcement Bars	Nov. 1, 2013	
80344		Rigid Metal Conduit	Aug. 1, 2014	
80354		Sidewalk, Corner, or Crosswalk Closure	Jan. 1, 2015	April 1, 2015
80340		Speed Display Trailer	April 2, 2014	
80127		Steel Cost Adjustment	April 2, 2004	July 1, 2015
* 80362	142	X Steel Slag in Trench Backfill	Jan. 1, 2016	
80317		Surface Testing of Hot-Mix Asphalt Overlays	Jan. 1, 2013	
80355		Temporary Concrete Barrier	Jan. 1, 2015	July 1, 2015
80301		Tracking the Use of Pesticides	Aug. 1, 2012	
80356		Traffic Barrier Terminals Type 6 or 6B	Jan. 1, 2015	
20338		Training Special Provisions	Oct. 15, 1975	
80318		Traversable Pipe Grate	Jan. 1, 2013	April 1, 2014
80345		Underpass Luminaire	Aug. 1, 2014	April 1, 2015
80357		Urban Half Road Closure with Mountable Median	Jan. 1, 2015	July 1, 2015
80346		Waterway Obstruction Warning Luminaire	Aug. 1, 2014	April 1, 2015
80288	143	X Warm Mix Asphalt	Jan. 1, 2012	Nov. 1, 2014
80302	145	X Weekly DBE Trucking Reports	June 2, 2012	April 2, 2015
80289		Wet Reflective Thermoplastic Pavement Marking	Jan. 1, 2012	
80071	146	X Working Days	Jan. 1, 2002	

The following special provisions are in the 2015 Supplemental Specifications and Recurring Special Provisions:

<u>File Name</u>	<u>Special Provision Title</u>	<u>New Location</u>	<u>Effective</u>	<u>Revised</u>
80292	Coarse Aggregate in Bridge Approach Slabs/Footings	Articles 1004.01(b) and 1004.02(f)	April 1, 2012	April 1, 2013
80303	Granular Materials	Articles 1003.04, 1003.04(c), and 1004.05(c)	Nov. 1, 2012	
80330	Pavement Marking for Bike Symbol	Article 780.14	Jan. 1, 2014	
80331	Payrolls and Payroll Records	Recurring CS #1 and #5	Jan. 1, 2014	
80332	Portland Cement Concrete – Curing of Abutments and Piers	Article 1020.13	Jan. 1, 2014	
80326	Portland Cement Concrete Equipment	Article 1103.03(a)(5)	Nov. 1, 2013	
80281	Quality Control/Quality Assurance of Concrete Mixtures	Recurring CS #31	Jan. 1, 2012	Jan. 1, 2014
80283	Removal and Disposal of Regulated Substances	Articles 669.01, 669.08, 669.09, 669.14, and 669.16	Jan. 1, 2012	Nov. 2, 2012
80319	Removal and Disposal of Surplus Materials	Article 202.03	Nov. 2, 2012	
80307	Seeding	Article 250.07	Nov. 1, 2012	
80339	Stabilized Subbase	Article 312.06	April 1, 2014	
80333	Traffic Control Setup and Removal Freeway/Expressway	Articles 701.18(l) and 701.19(a)	Jan. 1, 2014	

The following special provisions require additional information from the designer. The additional information needs to be included in a separate document attached to this check sheet. The Project Development and Implementation section will then include the information in the applicable special provision. The Special Provisions are:

- Bridge Demolition Debris
- Building Removal-Case I
- Building Removal-Case II
- Building Removal-Case III
- Building Removal-Case IV
- Completion Date
- Completion Date Plus Working Days
- DBE Participation
- Material Transfer Device
- Railroad Protective Liability Insurance
- Training Special Provisions
- Working Days

STATE OF ILLINOIS
SPECIAL PROVISIONS

The following Special Provisions supplement the "Standard Specifications for Road and Bridge Construction", adopted January 1, 2012, the latest edition of the "Manual on Uniform Traffic Control Devices for Streets and Highways" and the "Manual of Test Procedures for Materials" in effect on the date of invitation for bids, and the "Supplemental Specifications and Recurring Special Provisions" indicated on the Check Sheet included herein which apply to and govern the construction of Contract No. 61C19, Section 12-04101-01-BR, Project BROS-0089(175), Job No. C-91-365-13 and in case of conflict with any part, or parts, of said Specifications, the said Special Provisions shall take precedence and shall govern.

LOCATION OF PROJECT

The project is located along the centerline of Seavey Road west of the City of North Aurora in Blackberry Township, Kane County. The net and gross length of the improvement is 500 feet (0.095 mile).

DESCRIPTION OF PROJECT

This work consists of removing and replacing the existing bridge concrete deck beams with new twenty-one (21) inch PCC deck beams (superstructure) with a new five (5) inch concrete wearing surface, concrete wing walls, pavement removal and reconstruction, placement of embankment, shoulder construction, guardrail installation, placement of signing and pavement marking, landscaping and all incidental and collateral work necessary to complete the project as shown on plans and as described herein.

EARTH EXCAVATION

This item shall be completed in accordance with the applicable portions of Section 202 of the Standard Specifications with the following general additions. This work shall include removal of all earth material shown on the cross sections or as directed by the Engineer. Earth Excavation will also include all aggregate base courses, aggregate sub-bases and aggregate surfaces and shoulders. Earth excavation will not include the excavation of topsoil, unsuitable materials, and removal items for existing bituminous and concrete pavements, driveways and shoulders.

For this project, it is the intention of this specification to pay for the handling of earthwork material only once, regardless of staging or Contractor's operations. The Contractor shall be responsible for his earthwork operations for excavating and stockpile excavated materials for re-handling at a later date. This applies to all excavated material to be used in embankments, shoulders or as topsoil re-spread.

Temporary earth stockpiles will not be allowed on the adjacent properties without the permission of the owner and approval of the Engineer. It will be the contractor's responsibility to acquire permission from the appropriate owner prior to stock piling any materials on those properties. The contractor will provide the Engineer with a written statement from the property owner stating said permission has been granted. This work will be considered part of the contract. As such, if the Contractor chooses to do this work as part of the close out or punch list work, contract days will continue to be counted until all stockpiles are removed and all disturbed areas are restored to at least to their original condition.

A shrinkage Factor of 15% was used for this Project.

Overhaul will not be paid for separately but shall be INCLUDED in the unit price per Cubic Yard for EARTH EXCAVATION.

EXISTING FIELD TILE REMOVAL

Description: When existing field tile has been replaced or repair the abandoned portion of field tile shall be removed or crushed in accordance with applicable portions of Section 611. The trench cuts for the purposes of removing or crushing the tile shall be backfilled with aggregate backfill material according to Section 208 and compacted according to Article 550.07.

Basis of Payment: The work to remove or crush the existing drain tile and trench backfill will be paid for per Foot for EXISTING FIELD TILE REMOVAL, which price shall include removal or crushing, aggregate trench backfill, compaction and all other materials, labor, tools, equipment and incidentals necessary to complete this item of work.

WASHOUT BASIN

Description: This item shall consist of constructing and maintaining a washout basin for concrete trucks and other construction vehicles. The washout basin will be as detailed on the plans.

The contractor shall provide a straw bale washout basin per the requirements shown in the detail for "Temporary Concrete Washout Facility – Straw Bale" in the erosion control plans. The straw bale washout basin is the minimum required by the Kane-DuPage Soil and Water Conservation District (KDSWCD). The contractor may request in writing to the Engineer to utilize alternate methods/designs for the washout basin. Any alternate will need to be approved by KDSWCD.

Any washouts constructed that do not meet the requirements of the plans or applicable IDOT and/or IUM standards will not be allowed.

The Contractor will be required to illustrate the location of the washout basin utilizing the applicable erosion control sheet from the plan set and submit the location to Kane-DuPage Soil and Water Conservation District for approval.

Basis of Payment: This work shall be paid for at the contract unit price per Lump Sum for WASHOUT BASIN, which prices shall include, plan submittal and coordination with KDSWCD, general cleaning and removal of all construction debris when two-thirds full or as directed by the Engineer, general maintenance or reconstruct as necessary throughout the duration of use, and all material, labor, tools, equipment, disposal of surplus material, and incidentals necessary to complete this item of work. The washout basin will be measured for payment only once for the entire project duration.

If an alternate design for the washout basin has been submitted and approved for use in the project there shall be no additional compensation to the original unit bid price for Washout Basin.

EXPLORATION TRENCH, SPECIAL

Description: This work shall be as required in Section 213 of the Standard Specifications and shall also consist of excavating a trench of sufficient width, (minimum 48"), length and depth (as field determined) to expose existing utilities, potential utility conflicts, other utility obstructions, underdrains and/or field tiles shown on the plans or as determined by the Engineer.

The depth and width of trench shall be of adequate width to allow investigation of the item in the trench. The maximum depth shall be based on the depth of the proposed utility depth or to the point of potential utility conflict.

The exploration holes will also be completed at all locations where the proposed sewers, casing pipe, underdrains or culvert pipes cross an existing utility line where meeting clearance requirements are essential and adjustment to the existing utility may be necessary prior to starting construction operations to meet said clearance requirements. Other exploration trenches may be excavated at the locations noted on the plans or required by the Engineer.

The depth of the inspection hole shall be as necessary to uncover the existing utilities or other obstructions and of adequate width to allow investigation of the investigated item in the hole. In no case does the inspection hole need to be deeper than the proposed invert elevation of the proposed work item being installed plus the clearance requirement.

After a determination of the condition and/or location adequacy and at the direction of the Engineer, in areas of proposed structural embankment or pavement structures, the Contractor shall backfill the trench with materials meeting the requirement of TRENCH BACKFILL in Section 208 of the Standard Specifications. All areas outside the improvements can be backfilled with the originally excavated material. All excess excavated material created by this work shall be disposed of offsite by the contractor.

Basis of Payment. This work will be paid for at the contract unit price per Foot for EXPLORATION TRENCH, SPECIAL regardless of depth for utility exploration and as specified in Section 213 for underdrain exploration, which will be payment in full for all required work as set forth above.

Trench backfill will not be measured separately for payment but shall be INCLUDED in the cost of Exploration Trench, Special.

CHANGEABLE MESSAGE SIGN, SPECIAL

Description. The project will require that electronic changeable message signs be placed on the east and west side of the project to warn the public of the pending road construction and road closures. The message boards will be placed on Allen Road only and will need to be placed and set out for seven (7) days in advance of the anticipated first day of construction. The changeable message signs will remain in place after the first day of setup for fourteen (14) calendar days (total) to warn of the construction activities and closures. The contractor will coordinate with the Engineer on the exact placement of the message boards and the message that is to be displayed.

Method of Measurement. Message board(s) will be paid for per Calendar Day for each message sign utilized (two are anticipated for this project).

Basis of Payment. The signs shall be removed after the specified duration of time. The contractor will coordinate with the Engineer on the exact placement of the message boards and the message that is to be displayed. The message boards will be paid for as CHANGEABLE MESSAGE SIGN, SPECIAL per Calendar Day for each message sign utilized. There will be no additional compensation for periodically changing the message.

DIVERSION STRUCTURE

Description: This work shall consist of furnishing all labor, tools, equipment, and materials to install, maintain, operate and remove all necessary diversions and dewatering systems to divert, remove water from the channel or designed to control sediment discharge in dewatering applications where water is being pumped for the construction of the proposed bridge, removal of the existing abutments, wings, pier and footings, stone rip rap channel lining and other work associated with the construction of the proposed bridge structure to ensure that work can be completed in the dry or in manageable conditions as approved by the Engineer.

For the purposes of this item diversion structure will mean a "diversion system" for isolation of the in-stream work area using a diversion system constructed of non-erodible materials such as steel sheets, aqua barriers, rip rap and geotextile liner or other material approved by the Engineer. Earthen cofferdams will not be permitted.

This item will also include constructing a dewatering filtering system consisting of filtration or sediment bags for collecting sediment from pumping operations within the coffered area and sump pits. Construction waters will include, but not be limited to, all waters generated from the removal of the bridge pier, channel grading, riprap placement, proposed drainage systems and aggregate base construction.

Prior to performing any in-stream work associated with the project, the Contractor shall identify the proposed dewatering and/or diversion/isolation method to be used and obtain approval from Kane DuPage Soil and Water Conservation District (KDSWCD) and Engineer prior to starting work. In-stream work shall take place only during low flow conditions unless otherwise allowed by the Kane DuPage Soil and Water Conservation District and Engineer. Concentrated flow shall be isolated from the work area. Dewatering shall comply with all requirements contained in the Storm Water Pollution Prevention Plan (SWPPP) contained in the plans.

The Contractor is ultimately responsible for the choice of the materials, product(s) and equipment; for the subsequent removal of the diversion structure(s) and dewatering systems and their safety and for conformity with local codes, regulations, and these Specifications, as well as “means and methods” for the Site Dewatering and Diversion Work to be performed. The Contractor’s “means and methods” are subject to the review of the County and Kane-DuPage Soil and Water Conservation District. All products and “means and methods” selected shall be adequate for the intended use/application within the construction limits represented on the plans. The Kane-DuPage Soil and Water Conservation District’s and Engineer’s review does not relieve the Contractor from compliance with the requirements of the Drawings, Standard Specifications, and the requirements of this special provision.

Submittal:

The Contractor shall submit for review to the Engineer for coordination with the Kane-DuPage Soil and Water Conservation District a description of the diversion system, dewatering techniques and equipment to be used, together with detailed drawings showing items such as, but not limited, to the location of the diversion structures by stage, type of pumps, pump size, lengths and sizes of discharge piping and points(s) of discharge including erosion control procedures. The approved site dewatering and diversion plan(s) shall become part of the SWPPP prior to implementation. Changes to the site dewatering and/or diversion plan(s) will need to be approved by the Engineer and the Kane DuPage Soil and Water Conservation District. The Agency review of dewatering techniques and equipment shall in no way be construed as creating any obligation on the part of County for same.

Dewatering and Filter Bag Material:

The material for the filtration bag shall meet the requirements of the material specification in Table 2, below for Class I with a minimum tensile strength of 180 lbs. The filtration bag shall be sized per manufacturer recommendations and based on the size of the pump. The pump shall be sized to be used with the filtration bag.

TABLE 2. REQUIREMENTS FOR NONWOVEN GEOTEXTILES

Property	Test method	Class I	Class II	Class III	Class IV ^{2/}
Tensile strength (lb) ^{1/}	ASTM D 4632 grab test	180 minimum	120 minimum	90 minimum	115 minimum
Elongation at failure (%) ^{1/}	ASTM D 4632	≥ 50	≥ 50	≥ 50	≥ 50
Puncture (pounds)	ASTM D 4833	80 minimum	60 minimum	40 minimum	40 minimum
Ultraviolet light (% residual tensile strength)	ASTM D 4355 150-hr exposure	70 minimum	70 minimum	70 minimum	70 minimum
Apparent opening size (AOS)	ASTM D 4751	As specified max. #40 ^{2/}	As specified max. #40 ^{2/}	As specified max. #40 ^{2/}	As specified max. #40 ^{2/}
Permittivity sec ⁻¹	ASTM D 4491	0.70 minimum	0.70 minimum	0.70 minimum	0.10 minimum

1/ Minimum average roll value (weakest principal direction).

2/ U.S. standard sieve size.

3/ Heat-bonded or resin-bonded geotextile may be used for classes III and IV. They are particularly well suited to class IV. Needle-punched geotextiles are required for all other classes.

Operation and Maintenance: The frequency of inspections shall depend on the dewatering method, amount of discharge, potential damage, and quality of the receiving bodies of water. The frequency of inspections and specific tasks shall be identified.

1. The filtration bag must be placed on level ground with secondary containment provided to prevent sediment from accumulating on the bare ground and to protect the surrounding area in case the bag bursts or is no longer effective.
2. The Contractor shall provide certification or documentation that the bag meets the specification for materials and is suitable for the pump that it will be used with.
3. Inspections shall be conducted to ensure proper operation and compliance with any permits or water quality standards.
4. Accumulated sediment shall be removed from the flow area and temporary diversions shall be repaired, as required.
5. Outlet areas shall be checked and repairs shall be made in a timely manner, as needed.
6. Pump outlets shall be inspected for erosion and sumps shall be inspected for accumulated sediment. Sediment shall be removed as required.
7. Dewatering bags shall be removed and replaced when half full of sediment or when the pump discharge has reduced to an impractical rate.
8. If the receiving area is showing any signs of cloudy water, erosion, or sediment accumulation, discharges shall be stopped immediately once safety and property damage concerns have been addressed.
9. Sediment shall be disposed in accordance with all applicable laws and regulations.

The Contractor shall select the pumps he/she desires to use and the rate at which the pumps discharge, but adequate protection at the pump discharge shall be provided by the Contractor and will be subject to review by the Engineer and the Kane-DuPage Soil and Water Conservation District. The Contractor shall ensure that downstream water quality and further erosion will not be impaired.

Water pumped or drained from the work required for this Contract shall be disposed of in a safe and suitable manner without damage to adjacent property, streets or to other work under construction. Water shall not be discharged onto roadways without adequate protection of the surface at the point of discharge. Water shall not be discharged into sanitary sewers. Water containing settleable solids shall not be discharged without treatment to meet the requirements of the USACE 404 Permit and the KDSWCD requirements. Any and all damages caused by dewatering and/or diversion operations will be promptly repaired by the Contractor. Conditions and deficiency deductions as specified in Article 105.03(a) of the Standard Specifications shall apply. The Contractor is responsible for providing any and all labor, materials and equipment for the dewatering and/or diversion of waters in order to meet the scheduled completion of the project.

Removal of Diversion and Dewatering Facilities - The temporary diversion structure(s) and dewatering filtering system shall be removed after it has served its purpose and as directed by the Engineer. The dewatering areas shall be graded, stabilized and permanently restored with appropriate erosion control practices and as shown on the plans. The dewatering sites after removal shall not create any obstruction of the flow of water or any other interference with the operation of or access to the permanent works.

Method of Measurement. The diversion system will be measured only once per each for the duration of the construction as Diversion Structure, regardless of the type and quantity of materials required to construct the diversion system regardless of the number of times the diversion system may need to be relocated for staging. The payment under this item is for the duration of the contract, regardless of conditions encountered.

Basis of Payment. This work will not be measured separately for payment but shall be INCLUDED in the cost of the "Stone Riprap". This work shall include diversion system(s) (ie: cofferdams, barrier wall, etc), filter fabric, piping, pumping, foundation preparation, framing and supports, dewatering filtering system consisting of filtration or sediment bags, installation, maintenance, removal of systems and all labor, material, and equipment required to perform the work described herein and as specified on the plans.

TEMPORARY INFORMATION SIGNING

Description: Kane County requires that temporary information signing will be erected on the east and west side of the bridge to inform the public of the construction duration. The contractor will coordinate with the Engineer on the exact placement of the sign. The sign shall be in place for the entire duration of the contract or as directed by the Engineer. The temporary information sign shall be 68"x45" and have 6" black letters on an orange background and mounted a minimum of 7' above the existing ground line, or as detailed on the Detour Plan.

This work shall consist of furnishing, installing, maintaining, relocating for various states of construction, and eventually removing temporary informational signs. Included in this item may be ground mount signs, skid mount signs, truss mount signs, bridge mount signs, and overlay sign panels which cover portions of existing signs.

Materials:

Materials shall be according to the following Articles of Section 1000- Materials:

Item	Article/Section
a. Sign Base (Notes 1 & 2)	1090
b. Sign Face (Note 3)	1091
c. Sign Legends	1092
d. Sign Supports	1093
e. Overlay Panels (Note 4)	1090.02

Note 1. The Contractor may use 5/8 inch instead of 3/4 inch thick plywood.

Note 2. Type A sheeting can be used on the plywood base.

Note 3. All sign faces shall be Type A except all orange signs shall meet the requirements of Article 1106.01.

Note 4. The overlay panels shall be 0.08 inch thick.

General Construction Requirements:

Message and Location: The contractor will coordinate with the Engineer on the exact placement of the temporary information signing and the message that is to be displayed on the sign.

Installation: the Contractor prior to fabrication shall verify the sign sizes and legend sizes.

Signs which are placed along the roadway and/or within the construction zone shall be installed according to the requirements of Article 701.14 and Article 720.04. The signs shall be 7 ft above the near edge of the pavement and shall be a minimum of 2 ft beyond the edge of the paved shoulder. A minimum of two (2) posts shall be used.

The Contractor shall place signs one (1) Week in advance of the start of any construction on each side of the project limits that will state construction starting here, the start date of construction and the number of months the construction is anticipated to last.

The attachment of temporary signs to existing sign structures or sign panels shall be approved by the Engineer. Any damage to the existing signs due to the Contractor's operations shall be repaired or signs replaced, as determined by the Engineer, at the Contractor's expense.

Basis of Payment: The signing, which includes post and mounting, will be paid as TEMPORARY INFORMATION SIGNING, per Square Feet for each sign erected, which shall be full compensation for all labor, equipment and materials required for performing the work as herein specified. All hardware, posts, or skids, supports, bases for ground-mounted signs, connections, which are required for mounting these signs, will be included.

FENCE REMOVAL

Description. This work shall consist of removing the existing farm fencing at the locations shown on the plans and as directed by the Engineer.

Construction Methods

When the fencing to be removed terminates at the end of a run the remaining corner post shall be checked to determine if it is sturdy and can support the remaining run. If the existing corner post requires additional bracing it shall be done in accordance with Section 665 of the Standard Specifications.

All holes shall be filled. With the permission of the Engineer the Contractor may use surplus aggregate materials taken from within the project site.

Basis of Payment. The fence removal will be paid per Foot for FENCE REMOVAL, which shall be full compensation from removal and disposal of the fence, post, wire and hardware, filling holes, all labor, equipment and materials required for performing the work as herein specified.

TRIAxIAL GEOGRID REINFORCEMENT, TYPE I

Description:

This work consists of furnishing and installing an integrally-formed, high-density polypropylene geotechnical grid reinforcement material with triangular apertures. The grid shall have an aperture, rib and junction cross section sufficient to permit significant mechanical interlock with the material being reinforced. There shall be a high continuity of tensile strength through all ribs and junctions of the grid material to reinforce the embankment or subgrade as shown on the plans and Table 1 below.

Materials:

The geogrid shall conform to the property requirements listed below:

Table 1
 Geogrid Requirements

Property	Test Method	Ty I	Ty II
Aperture Shape	Visual	Triangular	Triangular
Aperture Size (in) ^a	ID Calipered	1.6	1.6
Rib Thickness (mil) ^b	ASTM D1777	50	60
Rib Shape	Visual	Rectangular	Rectangular
Min Radial Stiffness @ 0.5% strain (lb/ft) ^c	ASTM D6637	15,430	20,580
Junction Strength (efficiency) (%) ^d	GRI-GG2-87	93 min	93 min
Ultraviolet Stability (%)	ASTM D4355	100	100

- a. Nominal dimension, measured perpendicular, from center of the base of triangle.
- b. Nominal dimension, measure at mid-rib.
- c. Radial stiffness is determined from the tensile stiffness measured in any in- plane axis from testing in accordance with ASTM D6637.
- d. Load transfer capability determined in accordance with GRI-GG1-87 and GRI-GG2-87 and expressed as a percentage of ultimate rib tensile strength. The supplier shall provide certification that this product meets the above requirements.

Installation:

The geotechnical reinforcement shall be placed as described herein or as shown on the plan cross sections. Geogrid shall be delivered to the jobsite in such a manner as to facilitate handling and incorporation in to the work without damage. Material shall be stored in such a manner as to prevent exposure to direct sunlight and damage by other construction activities.

Prior to the installation of the geogrid, the application surface shall be cleared of debris, sharp objects and trees. Tree stumps shall be cut to the level of the ground surface. If the stumps cannot be cut to the ground level, they shall be completely removed. In the case of subgrades, all wheel tracks or ruts in excess of 75 mm (3 inches) in depth shall be graded smooth or otherwise filled with soil to provide a reasonably smooth surface.

The geotechnical reinforcement shall be placed with the “roll length” parallel to the roadway. Fabric of insufficient width or length to fully cover the specified shall be lapped a minimum of 600 mm (24inches).

The granular blanket shall be constructed to the width and depth required on the plans. Unless otherwise specified, the material shall be back-dumped on the geogrid in a sequence of operations beginning at the outer edges of the treatment area with subsequent placement towards the middle.

Placement of material on the geogrid shall be accomplished by spreading dumped material off of previously placed material with a bulldozer blade or end loader, in such a manner as to prevent tearing or shoving of the geogrid. Dumping of material directly on the geogrid will only be permitted to establish an initial working platform. No construction equipment shall be allowed on the geogrid prior to placement of the granular blanket.

Unless otherwise specified in the plans or project special provisions, the granular material shall be placed to the full require thickness and compacted to the satisfaction of the Engineer.

Geogrid which is damaged during installation or subsequent placement of granular material, due to failure of the Contractor to comply with these provisions, shall be repaired or replaced at his/her expense, including costs of removal and replacement of the granular material.

Geogrid that is torn may be patched in-place by cutting and placing a piece of the same geogrid over the tear. The dimensions of the patch shall be at least 600 mm (24 inches) larger than the largest dimension of the tear in each direction, and it shall be weighted or otherwise secured to prevent the granular material from causing lap separation.

Method of Measurement:

Geotechnical reinforcement will be measured in Square Yards for the surface area placed. Each layer of geogrid will be paid for separately.

Basis of Payment:

This work will be measured in place and the area computed in Square Yards. The work will be paid for at the contract unit price per Square Yard for TRIAXIAL GEOGRID REINFORCEMENT, TYPE 1, which shall be full compensation for all labor, equipment and materials required for performing the work as herein specified.

AGGREGATE SUBGRADE IMPROVEMENT (D-1)

Effective: February 22, 2012

Revised: March 3, 2015

Add the following Section to the Standard Specifications:

“SECTION 303. AGGREGATE SUBGRADE IMPROVEMENT

303.01 Description. This work shall consist of constructing an aggregate subgrade improvement.

303.02 Materials. Materials shall be according to the following.

Item	Article/Section
(a) Coarse Aggregate	1004
(b) Reclaimed Asphalt Pavement (RAP) (Notes 1, 2 and 3)	1031

Note 1. Crushed RAP, from either full depth or single lift removal, may be mechanically blended with aggregate gradation CS 01 but shall not exceed 40 percent by weight of the total product. The top size of the Coarse RAP shall be less than 4 in. (100 mm) and well graded.

Note 2. RAP having 100 percent passing the 1 1/2 in (37.5 mm) sieve and being well graded, may be used as capping aggregate in the top 3 in. (75 mm) when aggregate gradation CS 01 is used in lower lifts. When RAP is blended with any of the coarse aggregates, the blending shall be done with mechanically calibrated feeders. The final product shall not contain more than 40 percent by weight of RAP.

Note 3. The RAP used for aggregate subgrade improvement shall be according to the current Bureau of Materials and Physical Research Policy Memorandum, “Reclaimed Asphalt Pavement (RAP) for Aggregate Applications”.

303.03 Equipment. The vibratory machine shall be according to Article 1101.01, or as approved by the Engineer. The calibration for the mechanical feeders shall have an accuracy of ± 2.0 percent of the actual quantity of material delivered.

303.04 Soil Preparation. The stability of the soil shall be according to the Department's Subgrade Stability Manual for the aggregate thickness specified.

303.05 Placing Aggregate. The maximum nominal lift thickness of aggregate gradation CS 01 shall be 24 in. (600 mm).

303.06 Capping Aggregate. The top surface of the aggregate subgrade shall consist of a minimum 3 in. (75 mm) of aggregate gradations CA 06 or CA 10. When Reclaimed Asphalt Pavement (RAP) is used, it shall be crushed and screened where 100 percent is passing the 1 1/2 in. (37.5 mm) sieve and being well graded. RAP that has been fractionated to size will not be permitted for use in capping. Capping aggregate will not be required when the aggregate subgrade improvement is used as a cubic yard pay item for undercut applications. When RAP is blended with any of the coarse aggregates, the blending shall be done with mechanically calibrated feeders.

303.07 Compaction. All aggregate lifts shall be compacted to the satisfaction of the Engineer. If the moisture content of the material is such that compaction cannot be obtained, sufficient water shall be added so that satisfactory compaction can be obtained.

303.08 Finishing and Maintenance of Aggregate Subgrade Improvement. The aggregate subgrade improvement shall be finished to the lines, grades, and cross sections shown on the plans, or as directed by the Engineer. The aggregate subgrade improvement shall be maintained in a smooth and compacted condition.

303.09 Method of Measurement. This work will be measured for payment according to Article 311.08.

303.10 Basis of Payment. This work will be paid for at the contract unit price per cubic yard (cubic meter) for AGGREGATE SUBGRADE IMPROVEMENT or at the contract unit price per square yard (square meter) for AGGREGATE SUBGRADE IMPROVEMENT, of the thickness specified.

Add the following to Section 1004 of the Standard Specifications:

“1004.06 Coarse Aggregate for Aggregate Subgrade Improvement. The aggregate shall be according to Article 1004.01 and the following.

- (a) Description. The coarse aggregate shall be crushed gravel, crushed stone, or crushed concrete. The top 12 inches of the aggregate subgrade improvement shall be 3 inches of capping material and 9 inches of crushed gravel, crushed stone or crushed concrete. In applications where greater than 36 inches of subgrade material is required, rounded gravel, meeting the CS01 gradation, may be used beginning at a depth of 12 inches below the bottom of pavement.
- (b) Quality. The coarse aggregate shall consist of sound durable particles reasonably free of deleterious materials. Non-mechanically blended RAP may be allowed up to a maximum of 5.0 percent.
- (c) Gradation.
 - (1) The coarse aggregate gradation for total subgrade thicknesses of 12 in. (300 mm) or greater shall be CS 01.

Grad No.	COARSE AGGREGATE SUBGRADE GRADATIONS				
	Sieve Size and Percent Passing				
	8"	6"	4"	2"	#4
CS 01	100	97 ± 3	90 ± 10	45 ± 25	20 ± 20

Grad No.	COARSE AGGREGATE SUBGRADE GRADATIONS (Metric)				
	Sieve Size and Percent Passing				
	200 mm	150 mm	100 mm	50 mm	4.75 mm
CS 01	100	97 ± 3	90 ± 10	45 ± 25	20 ± 20

- (2) The 3 in. (75 mm) capping aggregate shall be gradation CA 6 or CA 10.

COARSE AGGREGATE FOR BACKFILL, TRENCH BACKFILL AND BEDDING (D-1)

Effective: November 1, 2011

Revised: November 1, 2013

This work shall be according to Section 1004.05 of the Standard Specifications except for the following:

Reclaimed Asphalt Pavement (RAP) maybe blended with gravel, crushed gravel, crushed stone crushed concrete, crushed slag, chats, crushed sand stone or wet bottom boiler slag. The RAP used shall be according to the current Bureau of Materials and Physical Research Policy Memorandum, "Reclaimed Asphalt Pavement (RAP) for Aggregate Applications". The RAP shall be uniformly graded and shall pass the 1.0 in. (25 mm) screen. When RAP is blended with any of the coarse aggregate listed above, the blending shall be done mechanically with calibrated feeders. The feeders shall have an accuracy of ± 2.0 percent of the actual quantity of material delivered. The final blended product shall not contain more than 40 percent by weight RAP.

The coarse aggregate listed above shall meet CA 6 and CA 10 gradations prior to being blended with the processed and uniformly graded RAP. Gradation deleterious count shall not exceed 10% of total RAP and 5% of other by total weight.

EMBANKMENT II

Effective: March 1, 2011

Revised: November 1, 2013

Description. This work shall be according to Section 205 of the Standard Specifications except for the following.

Material. Reclaimed asphalt shall not be used within the ground water table or as a fill if ground water is present. The RAP used shall be according to the current Bureau of Materials and Physical Research Policy Memorandum, "Reclaimed Asphalt Pavement (RAP) for Aggregate Applications". Gradation deleterious count shall not exceed 10% of total RAP and 5% of other by total weight.

CONSTRUCTION REQUIREMENTS

Samples. Embankment material shall be sampled and tested before use. The contractor shall identify embankment sources, and provide equipment as the Engineer requires, for the collection of samples from those sources. Samples will be furnished to the Geotechnical Engineer a minimum of three weeks prior to use in order that laboratory tests for compaction can be performed. Embankment material placement cannot begin until tests are completed.

Placing Material. In addition to Article 202.03, broken concrete, reclaimed asphalt with no expansive aggregate, or uncontaminated dirt and sand generated from construction or demolition activities shall be placed in 6 inches (150 mm) lifts and disked with the underlying lift until a uniform homogenous material is formed. This process also applies to the overlaying lifts. The disk must have a minimum blade diameter of 24 inches (600 mm).

When embankments are to be constructed on hillsides or existing slopes that are steeper than 3H:1V, steps shall be keyed into the existing slope by stepping and benching as shown in the plans or as directed by the Engineer.

Compaction. Soils classification for moisture content control will be determined by the Soils Inspector using visual field examination techniques and the IDH Textural Classification Chart.

When tested for density in place each lift shall have a maximum moisture content as follows.

- a) A maximum of 110 percent of the optimum moisture for all forms of clay soils.
- b) A maximum of 105 percent of the optimum moisture for all forms of clay loam soils.

Stability. The requirement for embankment stability in article 205.04 will be measured with a Dynamic Cone Penetrometer (DCP) according to the test method in the IDOT Geotechnical Manual. The penetration rate must be equal or less than 1.5 inches (38 mm) per blow.

Basis of Payment. This work will not be paid separately but will be considered as included in the various items of excavation.

FRICITION AGGREGATE (D-1)

Effective: January 1, 2011

Revised: July 24, 2015

Revise Article 1004.01(a)(4) of the Standard Specifications to read:

- “(4) Crushed Stone. Crushed stone shall be the angular fragments resulting from crushing undisturbed, consolidated deposits of rock by mechanical means. Crushed stone shall be divided into the following, when specified.
- a. Carbonate Crushed Stone. Carbonate crushed stone shall be either dolomite or limestone. Dolomite shall contain 11.0 percent or more magnesium oxide (MgO). Limestone shall contain less than 11.0 percent magnesium oxide (MgO).
 - b. Crystalline Crushed Stone. Crystalline crushed stone shall be either metamorphic or igneous stone, including but is not limited to, quartzite, granite, rhyolite and diabase.”

Revise Article 1004.03(a) of the Standard Specifications to read:

“**1004.03 Coarse Aggregate for Hot-Mix Asphalt (HMA).** The aggregate shall be according to Article 1004.01 and the following.

(a) Description. The coarse aggregate for HMA shall be according to the following table.

Use	Mixture	Aggregates Allowed
Class A	Seal or Cover	<u>Allowed Alone or in Combination</u> ^{5/} : Gravel Crushed Gravel Carbonate Crushed Stone Crystalline Crushed Stone Crushed Sandstone Crushed Slag (ACBF) Crushed Steel Slag Crushed Concrete
HMA Low ESAL	Stabilized Subbase Shoulders	or <u>Allowed Alone or in Combination</u> ^{5/} : Gravel Crushed Gravel Carbonate Crushed Stone Crystalline Crushed Stone Crushed Sandstone Crushed Slag (ACBF) Crushed Steel Slag ^{1/} Crushed Concrete

Use	Mixture	Aggregates Allowed	
HMA High ESAL Low ESAL	Binder IL-19.0 or IL-19.0L SMA Binder	<u>Allowed Alone or in Combination</u> ^{5/} : Crushed Gravel Carbonate Crushed Stone ^{2/} Crystalline Crushed Stone Crushed Sandstone Crushed Slag (ACBF) Crushed Concrete ^{3/}	
HMA High ESAL Low ESAL	C Surface and Leveling Binder IL-9.5 or IL-9.5L SMA Ndesign 50 Surface	<u>Allowed Alone or in Combination</u> ^{5/} : Crushed Gravel Carbonate Crushed Stone ^{2/} Crystalline Crushed Stone Crushed Sandstone Crushed Slag (ACBF) Crushed Steel Slag ^{4/} Crushed Concrete ^{3/}	
HMA High ESAL	D Surface and Leveling Binder IL-9.5 SMA Ndesign 50 Surface	<u>Allowed Alone or in Combination</u> ^{5/} : Crushed Gravel Carbonate Crushed Stone (other than Limestone) ^{2/} Crystalline Crushed Stone Crushed Sandstone Crushed Slag (ACBF) Crushed Steel Slag ^{4/} Crushed Concrete ^{3/}	
		<u>Other Combinations Allowed:</u>	
		<i>Up to...</i>	<i>With...</i>
		25% Limestone	Dolomite
		50% Limestone	Any Mixture D aggregate other than Dolomite
75% Limestone	Crushed Slag (ACBF) or Crushed Sandstone		
HMA High ESAL	E Surface IL-9.5 SMA Ndesign 80 Surface	<u>Allowed Alone or in Combination</u> ^{5/} : Crystalline Crushed Stone Crushed Sandstone Crushed Slag (ACBF) Crushed Steel Slag No Limestone.	

Use	Mixture	Aggregates Allowed								
		<p><u>Other Combinations Allowed:</u></p> <table border="1"> <tr> <td><i>Up to...</i></td> <td><i>With...</i></td> </tr> <tr> <td>50% Dolomite^{2/}</td> <td>Any Mixture E aggregate</td> </tr> <tr> <td>75% Dolomite^{2/}</td> <td>Crushed Sandstone, Crushed Slag (ACBF), Crushed Steel Slag, or Crystalline Crushed Stone</td> </tr> <tr> <td>75% Crushed Gravel^{2/} or Crushed Concrete^{3/}</td> <td>Crushed Sandstone, Crystalline Crushed Stone, Crushed Slag (ACBF), or Crushed Steel Slag</td> </tr> </table>	<i>Up to...</i>	<i>With...</i>	50% Dolomite ^{2/}	Any Mixture E aggregate	75% Dolomite ^{2/}	Crushed Sandstone, Crushed Slag (ACBF), Crushed Steel Slag, or Crystalline Crushed Stone	75% Crushed Gravel ^{2/} or Crushed Concrete ^{3/}	Crushed Sandstone, Crystalline Crushed Stone, Crushed Slag (ACBF), or Crushed Steel Slag
<i>Up to...</i>	<i>With...</i>									
50% Dolomite ^{2/}	Any Mixture E aggregate									
75% Dolomite ^{2/}	Crushed Sandstone, Crushed Slag (ACBF), Crushed Steel Slag, or Crystalline Crushed Stone									
75% Crushed Gravel ^{2/} or Crushed Concrete ^{3/}	Crushed Sandstone, Crystalline Crushed Stone, Crushed Slag (ACBF), or Crushed Steel Slag									
HMA High ESAL	F Surface IL-9.5 SMA Ndesign 80 Surface	<p><u>Allowed Alone or in Combination</u> ^{5/}:</p> <p>Crystalline Crushed Stone Crushed Sandstone Crushed Slag (ACBF) Crushed Steel Slag No Limestone.</p> <p><u>Other Combinations Allowed:</u></p> <table border="1"> <tr> <td><i>Up to...</i></td> <td><i>With...</i></td> </tr> <tr> <td>50% Crushed Gravel^{2/}, Crushed Concrete^{3/}, or Dolomite^{2/}</td> <td>Crushed Sandstone, Crushed Slag (ACBF), Crushed Steel Slag, or Crystalline Crushed Stone</td> </tr> </table>	<i>Up to...</i>	<i>With...</i>	50% Crushed Gravel ^{2/} , Crushed Concrete ^{3/} , or Dolomite ^{2/}	Crushed Sandstone, Crushed Slag (ACBF), Crushed Steel Slag, or Crystalline Crushed Stone				
<i>Up to...</i>	<i>With...</i>									
50% Crushed Gravel ^{2/} , Crushed Concrete ^{3/} , or Dolomite ^{2/}	Crushed Sandstone, Crushed Slag (ACBF), Crushed Steel Slag, or Crystalline Crushed Stone									

- 1/ Crushed steel slag allowed in shoulder surface only.
- 2/ Carbonate crushed stone and/or crushed gravel shall not be used in SMA Ndesign 80. In SMA Ndesign 50, carbonate crushed stone shall not be blended with any of the other aggregates allowed alone in Ndesign 50 SMA binder or Ndesign 50 SMA surface.
- 3/ Crushed concrete will not be permitted in SMA mixes.
- 4/ Crushed steel slag shall not be used as leveling binder.

When combinations of aggregates are used, the blend percent measurements shall be by volume."

GROUND TIRE RUBBER (GTR) MODIFIED ASPHALT BINDER (D-1)

Effective: June 26, 2006

Revised: January 1, 2013

Add the following to the end of article 1032.05 of the Standard Specifications:

“(c) Ground Tire Rubber (GTR) Modified Asphalt Binder. A quantity of 10.0 to 14.0 percent GTR (Note 1) shall be blended by dry unit weight with a PG 64-28 to make a GTR 70-28 or a PG 58-28 to make a GTR 64-28. The base PG 64-28 and PG 58-28 asphalt binders shall meet the requirements of Article 1032.05(a). Compatible polymers may be added during production. The GTR modified asphalt binder shall meet the requirements of the following table.

Test	Asphalt Grade GTR 70-28	Asphalt Grade GTR 64-28
Flash Point (C.O.C.), AASHTO T 48, °F (°C), min.	450 (232)	450 (232)
Rotational Viscosity, AASHTO T 316 @ 275 °F (135 °C), Poises, Pa·s, max.	30 (3)	30 (3)
Softening Point, AASHTO T 53, °F (°C), min.	135 (57)	130 (54)
Elastic Recovery, ASTM D 6084, Procedure A (sieve waived) @ 77 °F, (25 °C), aged, ss, 100 mm elongation, 5 cm/min., cut immediately, %, min.	65	65

Note 1. GTR shall be produced from processing automobile and/or light truck tires by the ambient grinding method. GTR shall not exceed 1/16 in. (2 mm) in any dimension and shall contain no free metal particles or other materials. A mineral powder (such as talc) meeting the requirements of AASHTO M 17 may be added, up to a maximum of four percent by weight of GTR to reduce sticking and caking of the GTR particles. When tested in accordance with Illinois modified AASHTO T 27, a 50 g sample of the GTR shall conform to the following gradation requirements:

Sieve Size	Percent Passing
No. 16 (1.18 mm)	100
No. 30 (600 μm)	95 ± 5
No. 50 (300 μm)	> 20

Add the following to the end of Note 1. of article 1030.03 of the Standard Specifications:

“A dedicated storage tank for the Ground Tire Rubber (GTR) modified asphalt binder shall be provided. This tank must be capable of providing continuous mechanical mixing throughout by continuous agitation and recirculation of the asphalt binder to provide a uniform mixture. The tank shall be heated and capable of maintaining the temperature of the asphalt

binder at 300 °F to 350 °F (149 °C to 177 °C). The asphalt binder metering systems of dryer drum plants shall be calibrated with the actual GTR modified asphalt binder material with an accuracy of ± 0.40 percent.”

Revise 1030.02(c) of the Standard Specifications to read:

“(c) RAP Materials (Note 3)1031”

Add the following note to 1030.02 of the Standard Specifications:

Note 3. When using reclaimed asphalt pavement and/or reclaimed asphalt shingles, the maximum asphalt binder replacement percentage shall be according to the most recent special provision for recycled materials.

Seavey Road over Lake Run Creek
Blackberry Township, Kane County
Contract No. 61C19

T.R. 149
Job. No. C-91-365-13
Sec. 12-04101-01-BR

HEAT OF HYDRATION CONTROL FOR CONCRETE STRUCTURES (D-1)

Effective: November 1, 2013

Article 1020.15 shall not apply.

HMA MIXTURE DESIGN REQUIREMENTS (D-1)

Effective: January 1, 2013

Revised: November 1, 2014

1) Design Composition and Volumetric Requirements

Revise the last sentence of the first paragraph of Article 312.05 of the Standard Specifications to read:

“The minimum compacted thickness of each lift shall be according to Article 406.06(d).”

Delete the minimum compacted lift thickness table in Article 312.05 of the Standard Specifications.

Revise the second paragraph of Article 355.02 of the Standard Specifications to read:

“The mixture composition used shall be IL-19.0.”

Revise Article 355.05(a) of the Standard Specifications to read:

“(a) The top lift thickness shall be 2 1/4 in. (60 mm) for mixture composition IL-19.0.”

Revise the Leveling Binder table and second paragraph of Article 406.05(c) of the Standard Specifications to read:

“Leveling Binder	
Nominal, Compacted, Leveling Binder Thickness, in. (mm)	Mixture Composition
≤ 1 1/4 (32)	IL-4.75, IL-9.5, or IL-9.5L
> 1 1/4 to 2 (32 to 50)	IL-9.5 or IL-9.5L

The density requirements of Article 406.07(c) shall apply for leveling binder, machine method, when the nominal compacted thickness is: 3/4 in. (19 mm) or greater for IL-4.75 mixtures; and 1 1/4 in. (32 mm) or greater for IL-9.5 and IL-9.5L mixtures.”

Revise the table in Article 406.06(d) of the Standard Specifications to read:

“MINIMUM COMPACTED LIFT THICKNESS	
Mixture Composition	Thickness, in. (mm)
IL-4.75	3/4 (19)
SMA-9.5, IL-9.5, IL-9.5L	1 1/2 (38)
SMA-12.5	2 (50)
IL-19.0, IL-19.0L	2 1/4 (57)”

Revise the ninth paragraph of Article 406.14 of the Standard Specifications to read:

“Test strip mixture will be evaluated at the contract unit price according to the following.”

Revise Article 406.14(a) of the Standard Specifications to read:

“(a) If the HMA placed during the initial test strip is determined to be acceptable the mixture will be paid for at the contract unit price.”

Revise Article 406.14(b) of the Standard Specifications to read:

“(b) If the HMA placed during the initial test strip (1) is determined to be unacceptable to remain in place by the Engineer, and (2) was not produced within 2.0 to 6.0 percent air voids or within the individual control limits of the JMF according to the Department’s test results, the mixture will not be paid for and shall be removed at the Contractor’s expense. An additional test strip shall be constructed and the mixture will be paid for in full, if produced within 2.0 to 6.0 percent air voids and within the individual control limits of the JMF.”

Revise Article 406.14(c) of the Standard Specifications to read:

“(c) If the HMA placed during the initial test strip (1) is determined to be unacceptable to remain in place by the Engineer, and (2) was produced within 2.0 to 6.0 percent air voids and within the individual control limits of the JMF according to the Department’s test results, the mixture shall be removed. Removal will be paid according to Article 109.04. This initial mixture will be paid for at the contract unit price. An additional test strip shall be constructed and the mixture will be paid for in full, if produced within 2.0 to 6.0 percent air voids and within the individual control limits of the JMF.”

Delete Article 406.14(d) of the Standard Specifications.

Delete Article 406.14(e) of the Standard Specifications.

Delete the last sentence of Article 407.06(c) of the Standard Specifications.

Revise Note 2. of Article 442.02 of the Standard Specifications to read:

“Note 2. The mixture composition of the HMA used shall be IL-19.0 binder, designed with the same Ndesign as that specified for the mainline pavement.”

Delete the second paragraph of Article 482.02 of the Standard Specifications.

Revise the first sentence of the sixth paragraph of Article 482.05 of the Standard Specifications to read:

“When the mainline HMA binder and surface course mixture option is used on resurfacing projects, shoulder resurfacing widths of 6 ft (1.8 m) or less may be placed simultaneously with the adjacent traffic lane for both the binder and surface courses.”

Revise the second sentence of the fourth paragraph of Article 601.04 of the Standard Specifications to read:

“The top 5 in. (125 mm) of the trench shall be backfilled with an IL-19.0L Low ESAL mixture meeting the requirements of Section 1030 and compacted to a density of not less than 90 percent of the theoretical density.”

Revise the second sentence of the fifth paragraph of Article 601.04 of the Standard Specifications to read:

“The top 8 in. (200 mm) of the trench shall be backfilled with an IL-19.0L Low ESAL mixture meeting the requirements of Section 1030 and compacted to a density of not less than 90 percent of the theoretical density.”

Revise Article 1003.03(c) of the Standard Specifications to read:

“(c) Gradation. The fine aggregate gradation for all HMA shall be FA 1, FA 2, FA 20, FA 21, or FA 22. The fine aggregate gradation for SMA shall be FA/FM 20.

For mixture IL-4.75 and surface mixtures with an Ndesign = 90, at least 50 percent of the required fine aggregate fraction shall consist of either stone sand, slag sand, or steel slag meeting the FA 20 gradation.

For mixture IL-19.0, Ndesign = 90 the fine aggregate fraction shall consist of at least 67 percent manufactured sand meeting FA 20 or FA 22 gradation. For mixture IL-19.0, Ndesign = 50 or 70 the fine aggregate fraction shall consist of at least 50 percent manufactured sand meeting FA 20 or FA 22 gradation. The manufactured sand shall be stone sand, slag sand, steel slag sand, or combinations thereof.

Gradation FA 1, FA 2, or FA 3 shall be used when required for prime coat aggregate application for HMA.”

Delete the last sentence of the first paragraph of Article 1004.03(b) of the Standard Specifications.

Revise the table in Article 1004.03(c) of the Standard Specifications to read:

“Use	Size/Application	Gradation No.
Class A-1, 2, & 3	3/8 in. (10 mm) Seal	CA 16
Class A-1	1/2 in. (13 mm) Seal	CA 15
Class A-2 & 3	Cover	CA 14
HMA High ESAL	IL-19.0 IL-9.5	CA 11 ^{1/} CA 16, CA 13 ^{3/}
HMA Low ESAL	IL-19.0L IL-9.5L Stabilized Subbase or Shoulders	CA 11 ^{1/} CA 16
SMA ^{2/}	1/2 in. (12.5mm) Binder & Surface IL 9.5 Surface	CA13 ^{3/} , CA14 or CA16 CA16, CA 13 ^{3/}

1/ CA 16 or CA 13 may be blended with the gradations listed.

2/ The coarse aggregates used shall be capable of being combined with stone sand, slag sand, or steel slag sand meeting the FA/FM 20 gradation and mineral filler to meet the approved mix design and the mix requirements noted herein.

3/ CA 13 shall be 100 percent passing the 1/2 in. (12.5mm) sieve.

Revise Article 1004.03(e) of the Supplemental Specifications to read:

“(e) Absorption. For SMA the coarse aggregate shall also have water absorption ≤ 2.0 percent.”

Revise the nomenclature table in Article 1030.01 of the Standard Specifications to read:

“High ESAL	IL-19.0 binder; IL-9.5 surface; IL-4.75; SMA-12.5, SMA-9.5
Low ESAL	IL-19.0L binder; IL-9.5L surface; Stabilized Subbase (HMA) ^{1/} ; HMA Shoulders ^{2/}

1/ Uses 19.0L binder mix.

2/ Uses 19.0L for lower lifts and 9.5L for surface lift.”

Revise Article 1030.02 of the Standard Specifications and Supplemental Specifications to read:

“**1030.02 Materials.** Materials shall be according to the following.

Item.....	Article/Section
(a) Coarse Aggregate	1004.03
(b) Fine Aggregate	1003.03
(c) RAP Material	1031
(d) Mineral Filler	1011
(e) Hydrated Lime	1012.01
(f) Slaked Quicklime (Note 1)	
(g) Performance Graded Asphalt Binder (Note 2)	1032
(h) Fibers (Note 3)	
(i) Warm Mix Asphalt (WMA) Technologies (Note 4)	

Note 1. Slaked quicklime shall be according to ASTM C 5.

Note 2. The asphalt binder shall be an SBS PG 76-28 when the SMA is used on a full-depth asphalt pavement and SBS PG 76-22 when used as an overlay, except where modified herein. The asphalt binder shall be an Elvaloy or SBS PG 76-22 for IL-4.75, except where modified herein. The elastic recovery shall be a minimum of 80.

Note 3. A stabilizing additive such as cellulose or mineral fiber shall be added to the SMA mixture according to Illinois Modified AASHTO M 325. The stabilizing additive shall meet the Fiber Quality Requirements listed in Illinois Modified AASHTO M 325. Prior to approval and use of fibers, the Contractor shall submit a notarized certification by the producer of these materials stating they meet these requirements. Reclaimed Asphalt Shingles (RAS) may be used in Stone Matrix Asphalt (SMA) mixtures designed with an SBA polymer modifier as a fiber additive if the mix design with RAS included meets AASHTO T305 requirements. The RAS shall be from a certified source that produces either Type I or Type 2. Material shall meet requirements noted herein and the actual dosage rate will be determined by the Engineer.

Note 4. Warm mix additives or foaming processes shall be selected from the current Bureau of Materials and Physical Research Approved List, "Warm Mix Asphalt Technologies".

Revise Article 1030.04(a)(1) of the Standard Specifications and the Supplemental Specifications to read:

"(1) High ESAL Mixtures. The Job Mix Formula (JMF) shall fall within the following limits.

High ESAL, MIXTURE COMPOSITION (% PASSING) ^{1/}										
Sieve Size	IL-19.0 mm		SMA ^{4/} IL-12.5 mm		SMA ^{4/} IL-9.5 mm		IL-9.5 mm		IL-4.75 mm	
	min	max	min	max	min	max	min	max	min	max
1 1/2 in. (37.5 mm)										
1 in. (25 mm)		100								
3/4 in. (19 mm)	90	100		100						
1/2 in. (12.5 mm)	75	89	80	100		100		100		100
3/8 in. (9.5 mm)				65	90	100	90	100		100
#4 (4.75 mm)	40	60	20	30	36	50	34	69	90	100
#8 (2.36 mm)	20	42	16	24 ^{5/}	16	32 ^{5/}	34 ^{6/}	52 ^{2/}	70	90
#16 (1.18 mm)	15	30					10	32	50	65
#30 (600 μm)			12	16	12	18				
#50 (300 μm)	6	15					4	15	15	30
#100 (150 μm)	4	9					3	10	10	18
#200 (75 μm)	3	6	7.0	9.0 ^{3/}	7.5	9.5 ^{3/}	4	6	7	9 ^{3/}
Ratio Dust/Asphalt Binder		1.0		1.5		1.5		1.0		1.0

- 1/ Based on percent of total aggregate weight.
- 2/ The mixture composition shall not exceed 44 percent passing the #8 (2.36 mm) sieve for surface courses with N_{design} = 90.
- 3/ Additional minus No. 200 (0.075 mm) material required by the mix design shall be mineral filler, unless otherwise approved by the Engineer.
- 4/ The maximum percent passing the #635 (20 μm) sieve shall be ≤ 3 percent.
- 5/ When establishing the Adjusted Job Mix Formula (AJMF) the percent passing the #8 (2.36 mm) sieve shall not be adjusted above the percentage stated on the table.

- 6/ When establishing the Adjusted Job Mix Formula (AJMF) the percent passing the #8 (2.36 mm) sieve shall not be adjusted below 34 percent.

Delete Article 1030.04(a)(3) of the Standard Specifications.

Delete Article 1030.04(a)(4) of the Standard Specifications.

Revise Article 1030.04(b)(1) of the Standard Specifications to read:

- “(1) High ESAL Mixtures. The target value for the air voids of the HMA shall be 4.0 percent and for IL-4.75 it shall be 3.5 percent at the design number of gyrations. The VMA and VFA of the HMA design shall be based on the nominal maximum size of the aggregate in the mix, and shall conform to the following requirements.

VOLUMETRIC REQUIREMENTS High ESAL				
	Voids in the Mineral Aggregate (VMA), % minimum			Voids Filled with Asphalt Binder (VFA), %
Ndesign	IL-19.0	IL-9.5	IL-4.75 ^{1/}	
50	13.5	15.0	18.5	65 – 78 ^{2/}
70				65 - 75
90				

1/ Maximum Draindown for IL-4.75 shall be 0.3 percent

2/ VFA for IL-4.75 shall be 72-85 percent”

Revise the table in Article 1030.04(b)(2) of the Standard Specifications to read:

“VOLUMETRIC REQUIREMENTS Low ESAL				
Mixture Composition	Design Compactive Effort	Design Air Voids Target %	VMA (Voids in the Mineral Aggregate), % min.	VFA (Voids Filled with Asphalt Binder), %
IL-9.5L	N _{DES} =30	4.0	15.0	65-78
IL-19.0L	N _{DES} =30	4.0	13.5	N/A”

Replace Article 1030.04(b)(3) of the Standard Specifications with the following:

“(3) SMA Mixtures.

Volumetric Requirements SMA ^{1/}			
Ndesign	Design Air Voids Target %	Voids in the Mineral Aggregate (VMA), % min.	Voids Filled with Asphalt (VFA), %
80 ^{4/}	3.5	17.0 ^{2/}	75 - 83
		16.0 ^{3/}	

- 1/ Maximum draindown shall be 0.3 percent. The draindown shall be determined at the JMF asphalt binder content at the mixing temperature plus 30 °F.
- 2/ Applies when specific gravity of coarse aggregate is ≥ 2.760 .
- 3/ Applies when specific gravity of coarse aggregate is < 2.760 .
- 4/ Blending of different types of aggregate will not be permitted. For surface course, the coarse aggregate can be crushed steel slag, crystalline crushed stone or crushed sandstone. For binder course, coarse aggregate shall be crushed stone (dolomite), crushed gravel, crystalline crushed stone, or crushed sandstone.

Delete Article 1030.04(b)(4) of the Standard Specifications.

Delete Article 1030.04(b)(5) from the Supplemental Specifications.

Delete last sentence of the second paragraph of Article 1102.01(a) (13) a.

Add to second paragraph in Article 1102.01 (a) (13) a.:

“As an option, collected bag-house dust may be used in lieu of manufactured mineral filler, provided; 1) there is enough available for the production of the SMA mix for the entire project and 2) a mix design was prepared with collected bag-house dust.”

Revise the table in Article 1030.05(d)(2)a. of the Standard Specifications to read:

Parameter	Frequency of Tests		Test Method See Manual of Test Procedures for Materials
	High ESAL Mixture	Low ESAL Mixture	
Aggregate Gradation % passing sieves: 1/2 in. (12.5 mm), No. 4 (4.75 mm), No. 8 (2.36 mm), No. 30 (600 µm) No. 200 (75 µm)	1 washed ignition oven test on the mix per half day of production	Note 3.	Illinois Procedure
Asphalt Binder Content by Ignition Oven Note 1.	1 per half day of production		Illinois-Modified AASHTO T 308
VMA Note 2.	Day's production ≥ 1200 tons: 1 per half day of production		Illinois-Modified AASHTO R 35
	Day's production < 1200 tons: 1 per half day of production for first 2 days and 1 per day thereafter (first sample of the day)		
Air Voids Bulk Specific Gravity of Gyratory Sample Note 4.	Day's production ≥ 1200 tons: 1 per half day of production		Illinois-Modified AASHTO T 312
	Day's production < 1200 tons: 1 per half day of production for first 2 days and 1 per day thereafter (first sample of the day)		
Maximum Specific Gravity of Mixture	Day's production ≥ 1200 tons: 1 per half day of production		Illinois-Modified AASHTO T 209
	Day's production < 1200 tons: 1 per half day of production for first 2 days and 1 per day thereafter (first sample of the day)		

- Note 1. The Engineer may waive the ignition oven requirement for asphalt binder content if the aggregates to be used are known to have ignition asphalt binder content calibration factors which exceed 1.5 percent. If the ignition oven requirement is waived, other Department approved methods shall be used to determine the asphalt binder content.
- Note 2. The G_{sb} used in the voids in the mineral aggregate (VMA) calculation shall be the same average G_{sb} value listed in the mix design.
- Note 3. The Engineer reserves the right to require additional hot bin gradations for batch plants if control problems are evident.
- Note 4. The WMA compaction temperature for mixture volumetric testing shall be 270 ± 5 °F (132 ± 3 °C) for quality control testing. The WMA compaction temperature for quality assurance testing will be 270 ± 5 °F (132 ± 3 °C) if the mixture is not allowed to cool to room temperature. If the mixture is allowed to cool to room temperature, it shall be reheated to standard HMA compaction temperatures.”

Revise the table in Article 1030.05(d)(2)b. of the Standard Specifications to read:

“Parameter	High ESAL Mixture Low ESAL Mixture
Ratio Dust/Asphalt Binder	0.6 to 1.2
Moisture	0.3 %”

Revise the Article 1030.05(d)(4) of the Supplemental Specifications to read:

“(4) Control Limits. Target values shall be determined by applying adjustment factors to the AJMF where applicable. The target values shall be plotted on the control charts within the following control limits.

“CONTROL LIMITS						
Parameter	High ESAL		SMA		IL-4.75	
	Individual Test	Moving Avg. of 4	Test	Moving Avg. of 4	Individual Test	Moving Avg. of 4

% Passing: ^{1/}						
1/2 in. (12.5 mm)	± 6 %	± 4 %	± 6 %	± 4 %		
3/8 in. (9.5mm)			± 4 %	± 3 %		
No. 4 (4.75 mm)	± 5 %	± 4 %	± 5 %	± 4 %		
No. 8 (2.36 mm)	± 5 %	± 3 %	± 4 %	± 2 %		
No. 16 (1.18 mm)			± 4 %	± 2 %	± 4 %	± 3 %
No. 30 (600 µm)	± 4 %	± 2.5 %	± 4 %	± 2.5 %		
Total Dust Content No. 200 (75 µm)	± 1.5 %	± 1.0 %			± 1.5 %	± 1.0 %
Asphalt Binder Content	± 0.3 %	± 0.2 %	± 0.2 %	± 0.1 %	± 0.3 %	± 0.2 %
Voids	± 1.2 %	± 1.0 %	± 1.2 %	± 1.0 %	± 1.2 %	± 1.0 %
VMA	-0.7 % ^{2/}	-0.5 % ^{2/}	-0.7 % ^{2/}	-0.5 % ^{2/}	-0.7 % ^{2/}	-0.5 % ^{2/}

1/ Based on washed ignition oven

2/ Allowable limit below minimum design VMA requirement

DENSITY CONTROL LIMITS		
Mixture Composition	Parameter	Individual Test
IL-4.75	Ndesign = 50	93.0 - 97.4 % ^{1/}
IL-9.5	Ndesign = 90	92.0 - 96.0 %
IL-9.5,IL-9.5L	Ndesign < 90	92.5 - 97.4 %
IL-19.0	Ndesign = 90	93.0 - 96.0 %
IL-19.0, IL-19.0L	Ndesign < 90	93.0 ^{2/} - 97.4 %
SMA	Ndesign = 80	93.5 - 97.4 %

1/ Density shall be determined by cores or by correlated, approved thin lift nuclear gauge.

2/ 92.0 % when placed as first lift on an unimproved subgrade.”

Revise the table in Article 1030.05(d)(5) of the Supplemental Specifications to read:

“CONTROL CHART REQUIREMENTS	High ESAL, Low ESAL, SMA & IL-4.75
Gradation ^{1/ 3/}	% Passing Sieves: 1/2 in. (12.5 mm) ^{2/} No. 4 (4.75 mm) No. 8 (2.36 mm) No. 30 (600 µm)
Total Dust Content ^{1/}	No. 200 (75 µm)
	Asphalt Binder Content
	Bulk Specific Gravity
	Maximum Specific Gravity of Mixture
	Voids

	Density
	VMA

- 1/ Based on washed ignition oven.
- 2/ Does not apply to IL-4.75.
- 3/ SMA also requires the 3/8 in. (9.5 mm) sieve.”

Delete Article 1030.05(d)(6)a.1.(b.) of the Standard Specifications.

Delete Article 1030.06(b) of the Standard Specifications.

Delete Article 1102.01(e) of the Standard Specifications.

2) Design Verification and Production

Description. The following states the requirements for Hamburg Wheel and Tensile Strength testing for High ESAL, IL-4.75, and Stone Matrix Asphalt (SMA) hot-mix asphalt (HMA) mixes during mix design verification and production.

Mix Design Testing. Add the following below the referenced AASHTO standards in Article 1030.04 of the Standard Specifications:

AASHTO T 324	Hamburg Wheel Test
AASHTO T 283	Tensile Strength Test

Add the following to Article 1030.04 of the Standard Specifications:

“(d) Verification Testing. High ESAL, IL-4.75, and SMA mix designs submitted for verification will be tested to ensure that the resulting mix designs will pass the required criteria for the Hamburg Wheel Test (IL mod AASHTO T-324) and the Tensile Strength Test (IL mod AASHTO T-283). The Department will perform a verification test on gyratory specimens compacted by the Contractor. If the mix fails the Department’s verification test, the Contractor shall make the necessary changes to the mix and resubmit compacted specimens to the Department for verification. If the mix fails again, the mix design will be rejected.

All new and renewal mix designs will be required to be tested, prior to submittal for Department verification and shall meet the following requirements:

- (1)Hamburg Wheel Test criteria. The maximum allowable rut depth shall be 0.5 in. (12.5 mm). The minimum number of wheel passes at the 0.5 in. (12.5 mm) rut depth criteria shall be based on the high temperature binder grade of the mix as specified in the mix requirements table of the plans.

Illinois Modified AASHTO T 324 Requirements ^{1/}

Asphalt Binder Grade	# Repetitions	Max Rut Depth (mm)
PG 70 -XX (or higher)	20,000	12.5
PG 64 -XX (or lower)	10,000	12.5

- 1/ When produced at temperatures of 275 ± 5 °F (135 ± 3 °C) or less, loose Warm Mix Asphalt shall be oven aged at 270 ± 5 °F (132 ± 3 °C) for two hours prior to gyratory compaction of Hamburg Wheel specimens.

Note: For SMA Designs (N-80) the maximum rut depth is 6.0 mm at 20,000 repetitions.

For IL 4.75mm Designs (N-50) the maximum rut depth is 9.0mm at 15,000 repetitions.

- (2) Tensile Strength Criteria. The minimum allowable conditioned tensile strength shall be 60 psi (415 kPa) for non-polymer modified performance graded (PG) asphalt binder and 80 psi (550 kPa) for polymer modified PG asphalt binder. The maximum allowable unconditioned tensile strength shall be 200 psi (1380 kPa)."

Production Testing. Revise Article 1030.06(a) of the Standard Specifications to read:

- "(a) High ESAL, IL-4.75, WMA, and SMA Mixtures. For each contract, a 300 ton (275 metric tons) test strip, except for SMA mixtures it will be 400 ton (363 metric ton), will be required at the beginning of HMA production for each mixture with a quantity of 3000 tons (2750 metric tons) or more according to the Manual of Test Procedures for Materials "Hot Mix Asphalt Test Strip Procedures".

Before start-up, target values shall be determined by applying gradation correction factors to the JMF when applicable. These correction factors shall be determined from previous experience. The target values, when approved by the Engineer, shall be used to control HMA production. Plant settings and control charts shall be set according to target values.

Before constructing the test strip, target values shall be determined by applying gradation correction factors to the JMF when applicable. After any JMF adjustment, the JMF shall become the Adjusted Job Mix Formula (AJMF). Upon completion of the first acceptable test strip, the JMF shall become the AJMF regardless of whether or not the JMF has been adjusted. If an adjustment/plant change is made, the Engineer may require a new test strip to be constructed. If the HMA placed during the initial test strip is determined to be unacceptable to remain in place by the Engineer, it shall be removed and replaced.

The limitations between the JMF and AJMF are as follows.

Parameter	Adjustment
1/2 in. (12.5 mm)	± 5.0 %
No. 4 (4.75 mm)	± 4.0 %
No. 8 (2.36 mm)	± 3.0 %
No. 30 (600 µm)	*
No. 200 (75 µm)	*
Asphalt Binder Content	± 0.3 %

* In no case shall the target for the amount passing be greater than the JMF.

Any adjustments outside the above limitations will require a new mix design.

Mixture sampled to represent the test strip shall include additional material sufficient for the Department to conduct Hamburg Wheel testing according to Illinois Modified AASHTO T324 (approximately 60 lb (27 kg) total).

The Contractor shall immediately cease production upon notification by the Engineer of failing Hamburg Wheel test. All prior produced material may be paved out provided all other mixture criteria is being met. No additional mixture shall be produced until the Engineer receives passing Hamburg Wheel tests.

The Department may conduct additional Hamburg Wheel tests on production material as determined by the Engineer.”

Revise the title of Article 1030.06(b) of the Standard Specifications to read:

“(b) Low ESAL Mixtures.”

Add the following to Article 1030.06 of the Standard Specifications:

“(c) Hamburg Wheel Test. All HMA mixtures shall be sampled within the first 500 tons (450 metric tons) on the first day of production or during start up with a split reserved for the Department. The mix sample shall be tested according to the Illinois Modified AASHTO T 324 and shall meet the requirements specified herein. Mix production shall not exceed 1500 tons (1350 metric tons) or one day’s production, whichever comes first, until the testing is completed and the mixture is found to be in conformance. The requirement to cease mix production may be waived if the plant produced mixture demonstrates conformance prior to start of mix production for a contract.

The Department may conduct additional Hamburg Wheel Tests on production material as determined by the Engineer. If the mixture fails to meet the Hamburg Wheel criteria, no further mixture will be accepted until the Contractor takes such action as is necessary to furnish a mixture meeting the criteria”

The Contractor shall immediately cease production upon notification by the Engineer of failing Hamburg Wheel test. All prior produced material may be paved out provided all other mixture criteria are being met. No additional mixture shall be produced until the Engineer receives passing Hamburg Wheel tests.

Method of Measurement:

Add the following after the fourth paragraph of Article 406.13 (b):

“The plan quantities of SMA mixtures shall be adjusted using the actual approved binder and surface Mix Design’s G_{mb}.”

Basis of Payment.

Replace the seventh paragraph of Article 406.14 of the Standard Specifications with the following:

“For all mixes designed and verified under the Hamburg Wheel criteria, the cost of furnishing and introducing anti-stripping additives in the HMA will not be paid for separately, but shall be considered as included in the contract unit price of the HMA item involved.

No additional compensation will be awarded to the Contractor because of reduced production rates associated with the addition of the anti-stripping additive.”

MAINTENANCE OF ROADWAYS

Effective: September 30, 1985

Revised: November 1, 1996

Beginning on the date that work begins on this project, the Contractor shall assume responsibility for normal maintenance of all existing roadways within the limits of the improvement. This normal maintenance shall include all repair work deemed necessary by the Engineer, but shall not include snow removal operations. Traffic control and protection for maintenance of roadways will be provided by the Contractor as required by the Engineer.

If items of work have not been provided in the contract, or otherwise specified for payment, such items, including the accompanying traffic control and protection required by the Engineer, will be paid for in accordance with Article 109.04 of the Standard Specifications.

PUBLIC CONVENIENCE AND SAFETY (DIST 1)

Effective: May 1, 2012

Revised: July 15, 2012

Add the following to the end of the fourth paragraph of Article 107.09:

“If the holiday is on a Saturday or Sunday, and is legally observed on a Friday or Monday, the length of Holiday Period for Monday or Friday shall apply.”

Add the following sentence after the Holiday Period table in the fourth paragraph of Article 107.09:

“The Length of Holiday Period for Thanksgiving shall be from 5:00 AM the Wednesday prior to 11:59 PM the Sunday After”

Delete the fifth paragraph of Article 107.09 of the Standard Specifications:

“On weekends, excluding holidays, roadways with Average Daily Traffic of 25,000 or greater, all lanes shall be open to traffic from 3:00 P.M. Friday to midnight Sunday except where structure construction or major rehabilitation makes it impractical.”

RECLAIMED ASPHALT PAVEMENT AND RECLAIMED ASPHALT SHINGLES (D-1)

Effective: November 1, 2012

Revise: July 24, 2015

Revise Section 1031 of the Standard Specifications to read:

"SECTION 1031. RECLAIMED ASPHALT PAVEMENT AND RECLAIMED ASPHALT SHINGLES

1031.01 Description. Reclaimed asphalt pavement and reclaimed asphalt shingles shall be according to the following.

- (a) Reclaimed Asphalt Pavement (RAP). RAP is the material resulting from cold milling or crushing an existing hot-mix asphalt (HMA) pavement. RAP will be considered processed FRAP after completion of both crushing and screening to size. The Contractor shall supply written documentation that the RAP originated from routes or airfields under federal, state, or local agency jurisdiction.
- (b) Reclaimed Asphalt Shingles (RAS). Reclaimed asphalt shingles (RAS). RAS is from the processing and grinding of preconsumer or post-consumer shingles. RAS shall be a clean and uniform material with a maximum of 0.5 percent unacceptable material, as defined in Bureau of Materials and Physical Research Policy Memorandum "Reclaimed Asphalt Shingle (RAS) Sources", by weight of RAS. All RAS used shall come from a Bureau of Materials and Physical Research approved processing facility where it shall be ground and processed to 100 percent passing the 3/8 in. (9.5 mm) sieve and 90 percent passing the #4 (4.75 mm) sieve. RAS shall meet the testing requirements specified herein. In addition, RAS shall meet the following Type 1 or Type 2 requirements.
 - (1) Type 1. Type 1 RAS shall be processed, preconsumer asphalt shingles salvaged from the manufacture of residential asphalt roofing shingles.
 - (2) Type 2. Type 2 RAS shall be processed post-consumer shingles only, salvaged from residential, or four unit or less dwellings not subject to the National Emission Standards for Hazardous Air Pollutants (NESHAP).

1031.02 Stockpiles. RAP and RAS stockpiles shall be according to the following.

- (a) RAP Stockpiles. The Contractor shall construct individual, sealed RAP stockpiles meeting one of the following definitions. Additional processed RAP (FRAP) shall be stockpiled in a separate working pile, as designated in the QC Plan, and only added to the sealed stockpile when test results for the working pile are complete and are found to meet tolerances specified herein for the original sealed FRAP stockpile. Stockpiles shall be sufficiently separated to prevent intermingling at the base. All stockpiles (including unprocessed RAP and FRAP) shall be identified by signs indicating the type as listed below (i.e. "Non- Quality, FRAP -#4 or Type 2 RAS", etc...).
- (1) Fractionated RAP (FRAP). FRAP shall consist of RAP from Class I, Superpave HMA (High and Low ESAL) or equivalent mixtures. The coarse aggregate in FRAP shall be crushed aggregate and may represent more than one aggregate type and/or quality but shall be at least C quality. All FRAP shall be processed prior to testing and sized into fractions with the separation occurring on or between the #4 (4.75 mm) and 1/2 in.

(12.5 mm) sieves. Agglomerations shall be minimized such that 100 percent of the RAP in the coarse fraction shall pass the maximum sieve size specified for the mix the FRAP will be used in.

- (2) Restricted FRAP (B quality) stockpiles shall consist of RAP from Class I, Superpave (High ESAL), or HMA (High ESAL). If approved by the Engineer, the aggregate from a maximum 3.0 inch single combined pass of surface/binder milling will be classified as B quality. All millings from this application will be processed into FRAP as described previously.
- (3) Conglomerate. Conglomerate RAP stockpiles shall consist of RAP from Class I, Superpave HMA (High and Low ESAL) or equivalent mixtures. The coarse aggregate in this RAP shall be crushed aggregate and may represent more than one aggregate type and/or quality but shall be at least C quality. This RAP may have an inconsistent gradation and/or asphalt binder content prior to processing. All conglomerate RAP shall be processed (FRAP) prior to testing. Conglomerate RAP stockpiles shall not contain steel slag or other expansive material as determined by the Department.
- (4) Conglomerate "D" Quality (DQ). Conglomerate DQ RAP stockpiles shall consist of RAP from HMA shoulders, bituminous stabilized subbases or Superpave (Low ESAL)/HMA (Low ESAL) IL-19.0L binder mixture. The coarse aggregate in this RAP may be crushed or round but shall be at least D quality. This RAP may have an inconsistent gradation and/or asphalt binder content. Conglomerate DQ RAP stockpiles shall not contain steel slag or other expansive material as determined by the Department.
- (5) Non-Quality. RAP stockpiles that do not meet the requirements of the stockpile categories listed above shall be classified as "Non-Quality".

RAP or FRAP containing contaminants, such as earth, brick, sand, concrete, sheet asphalt, bituminous surface treatment (i.e. chip seal), pavement fabric, joint sealants, plant cleanout etc., will be unacceptable unless the contaminants are removed to the satisfaction of the Engineer. Sheet asphalt shall be stockpiled separately.

- (b) RAS Stockpiles. Type 1 and Type 2 RAS shall be stockpiled separately and shall be sufficiently separated to prevent intermingling at the base. Each stockpile shall be signed indicating what type of RAS is present.
However, a RAS source may submit a written request to the Department for approval to blend mechanically a specified ratio of type 1 RAS with type 2 RAS. The source will not be permitted to change the ratio of the blend without the Department prior written approval. The Engineer's written approval will be required, to mechanically blend RAS with any fine aggregate produced under the AGCS, up to an equal weight of RAS, to improve workability. The fine aggregate shall be "B Quality" or better from an approved Aggregate Gradation Control System source. The fine aggregate shall be one that is approved for use in the HMA mixture and accounted for in the mix design and during HMA production.

Records identifying the shingle processing facility supplying the RAS, RAS type and lot number shall be maintained by project contract number and kept for a minimum of three years.

1031.03 Testing. FRAP and RAS testing shall be according to the following.

- (a) FRAP Testing. When used in HMA, the FRAP shall be sampled and tested either during processing or after stockpiling. It shall also be sampled during HMA production.
- (1) During Stockpiling. For testing during stockpiling, washed extraction samples shall be run at the minimum frequency of one sample per 500 tons (450 metric tons) for the first 2000 tons (1800 metric tons) and one sample per 2000 tons (1800 metric tons) thereafter. A minimum of five tests shall be required for stockpiles less than 4000 tons (3600 metric tons).
 - (2) Incoming Material. For testing as incoming material, washed extraction samples shall be run at a minimum frequency of one sample per 2000 tons (1800 metric tons) or once per week, whichever comes first.
 - (3) After Stockpiling. For testing after stockpiling, the Contractor shall submit a plan for approval to the District proposing a satisfactory method of sampling and testing the RAP/FRAP pile either in-situ or by restockpiling. The sampling plan shall meet the minimum frequency required above and detail the procedure used to obtain representative samples throughout the pile for testing.

Before extraction, each field sample of FRAP, shall be split to obtain two samples of test sample size. One of the two test samples from the final split shall be labeled and stored for Department use. The Contractor shall extract the other test sample according to Department procedure. The Engineer reserves the right to test any sample (split or Department-taken) to verify Contractor test results.

- (b) RAS Testing. RAS shall be sampled and tested during stockpiling according to Bureau of Materials and Physical Research Policy Memorandum, "Reclaimed Asphalt Shingle (RAS) Sources". The Contractor shall also sample as incoming material at the HMA plant.
- (1) During Stockpiling. Washed extraction and testing for unacceptable materials shall be run at the minimum frequency of one sample per 200 tons (180 metric tons) for the first 1000 tons (900 metric tons) and one sample per 1000 tons (900 metric tons) thereafter. A minimum of five samples are required for stockpiles less than 1000 tons (900 metric tons). Once a ≤ 1000 ton (900 metric ton), five-sample/test stockpile has been established it shall be sealed. Additional incoming RAS shall be in a separate working pile as designated in the Quality Control plan and only added to the sealed stockpile when the test results of the working pile are complete and are found to meet the tolerances specified herein for the original sealed RAS stockpile.
 - (2) Incoming Material. For testing as incoming material at the HMA plant, washed extraction shall be run at the minimum frequency of one sample per 250 tons (227 metric tons). A minimum of five samples are required for stockpiles less than 1000 tons (900 metric tons). The incoming material test results shall meet the tolerances specified herein.

The Contractor shall obtain and make available all test results from start of the initial stockpile sampled and tested at the shingle processing facility in accordance with the facility's QC Plan.

Before extraction, each field sample shall be split to obtain two samples of test sample size. One of the two test samples from the final split shall be labeled and stored for Department use. The Contractor shall extract the other test sample according to Department procedures. The Engineer reserves the right to test any sample (split or Department-taken) to verify Contractor test results.

1031.04 Evaluation of Tests. Evaluation of tests results shall be according to the following.

- (a) Evaluation of FRAP Test Results. All test results shall be compiled to include asphalt binder content, gradation and, when applicable (for slag), G_{mm} . A five test average of results from the original pile will be used in the mix designs. Individual extraction test results run thereafter, shall be compared to the average used for the mix design, and will be accepted if within the tolerances listed below.

Parameter	FRAP
No. 4 (4.75 mm)	± 6 %
No. 8 (2.36 mm)	± 5 %
No. 30 (600 μm)	± 5 %
No. 200 (75 μm)	± 2.0 %
Asphalt Binder	± 0.3 %
G_{mm}	± 0.03 ^{1/}

- 1/ For stockpile with slag or steel slag present as determined in the current Manual of Test Procedures Appendix B 21, "Determination of Reclaimed Asphalt Pavement Aggregate Bulk Specific Gravity".

If any individual sieve and/or asphalt binder content tests are out of the above tolerances when compared to the average used for the mix design, the FRAP stockpile shall not be used in Hot-Mix Asphalt unless the FRAP representing those tests is removed from the stockpile. All test data and acceptance ranges shall be sent to the District for evaluation.

The Contractor shall maintain a representative moving average of five tests to be used for Hot-Mix Asphalt production.

With the approval of the Engineer, the ignition oven may be substituted for extractions according to the Illinois Test Procedure, "Calibration of the Ignition Oven for the Purpose of Characterizing Reclaimed Asphalt Pavement (RAP)" or Illinois Modified AASHTO T-164-11, Test Method A.

- (b) Evaluation of RAS Test Results. All of the test results, with the exception of percent unacceptable materials, shall be compiled and averaged for asphalt binder content and gradation. A five test average of results from the original pile will be used in the mix designs. Individual test results run thereafter, when compared to the average used for the mix design, will be accepted if within the tolerances listed below.

Parameter	RAS
No. 8 (2.36 mm)	± 5 %
No. 16 (1.18 mm)	± 5 %

No. 30 (600 μm)	± 4 %
No. 200 (75 μm)	± 2.5 %
Asphalt Binder Content	± 2.0 %

If any individual sieve and/or asphalt binder content tests are out of the above tolerances when compared to the average used for the mix design, the RAS shall not be used in Hot-Mix Asphalt unless the RAS representing those tests is removed from the stockpile. All test data and acceptance ranges shall be sent to the District for evaluation.

- (c) Quality Assurance by the Engineer. The Engineer may witness the sampling and splitting conduct assurance tests on split samples taken by the Contractor for quality control testing a minimum of once a month.

The overall testing frequency will be performed over the entire range of Contractor samples for asphalt binder content and gradation. The Engineer may select any or all split samples for assurance testing. The test results will be made available to the Contractor as soon as they become available.

The Engineer will notify the Contractor of observed deficiencies.

Differences between the Contractor's and the Engineer's split sample test results will be considered acceptable if within the following limits.

Test Parameter	Acceptable Limits of Precision	
	FRAP	RAS
% Passing: ^{1/}		
1/2 in.	5.0%	
No. 4	5.0%	
No. 8	3.0%	4.0%
No. 30	2.0%	3.0%
No. 200	2.2%	2.5%
Asphalt Binder Content	0.3%	1.0%
G _{mm}	0.030	

1/ Based on washed extraction.

In the event comparisons are outside the above acceptable limits of precision, the Engineer will immediately investigate.

- (d) Acceptance by the Engineer. Acceptable of the material will be based on the validation of the Contractor's quality control by the assurance process.

1031.05 Quality Designation of Aggregate in RAP and FRAP.

- (a) RAP. The aggregate quality of the RAP for homogenous, conglomerate, and conglomerate "D" quality stockpiles shall be set by the lowest quality of coarse aggregate in the RAP stockpile and are designated as follows.

- (1) RAP from Class I, Superpave/HMA (High ESAL), or (Low ESAL) IL-9.5L surface mixtures are designated as containing Class B quality coarse aggregate.
 - (2) RAP from Superpave/HMA (Low ESAL) IL-19.0L binder mixture is designated as Class D quality coarse aggregate.
 - (3) RAP from Class I, Superpave/HMA (High ESAL) binder mixtures, bituminous base course mixtures, and bituminous base course widening mixtures are designated as containing Class C quality coarse aggregate.
 - (4) RAP from bituminous stabilized subbase and BAM shoulders are designated as containing Class D quality coarse aggregate.
- (b) FRAP. If the Engineer has documentation of the quality of the FRAP aggregate, the Contractor shall use the assigned quality provided by the Engineer.

If the quality is not known, the quality shall be determined as follows. Fractionated RAP stockpiles containing plus #4 (4.75 mm) sieve coarse aggregate shall have a maximum tonnage of 5,000 tons (4,500 metric tons). The Contractor shall obtain a representative sample witnessed by the Engineer. The sample shall be a minimum of 50 lb (25 kg). The sample shall be extracted according to Illinois Modified AASHTO T 164 by a consultant prequalified by the Department for the specified testing. The consultant shall submit the test results along with the recovered aggregate to the District Office. The cost for this testing shall be paid by the Contractor. The District will forward the sample to the BMPR Aggregate Lab for MicroDeval Testing, according to Illinois Modified AASHTO T 327. A maximum loss of 15.0 percent will be applied for all HMA applications. The fine aggregate portion of the fractionated RAP shall not be used in any HMA mixtures that require a minimum of "B" quality aggregate or better, until the coarse aggregate fraction has been determined to be acceptable thru a MicroDeval Testing.

1031.06 Use of FRAP and/or RAS in HMA. The use of FRAP and/or RAS shall be a Contractor's option when constructing HMA in all contracts.

- (a) FRAP. The use of FRAP in HMA shall be as follows.
- (1) Coarse Aggregate Size (after extraction). The coarse aggregate in all FRAP shall be equal to or less than the nominal maximum size requirement for the HMA mixture to be produced.
 - (2) Steel Slag Stockpiles. FRAP stockpiles containing steel slag or other expansive material, as determined by the Department, shall be homogeneous and will be approved for use in HMA (High ESAL and Low ESAL) mixtures regardless of lift or mix type.
 - (3) Use in HMA Surface Mixtures (High and Low ESAL). FRAP stockpiles for use in HMA surface mixtures (High and Low ESAL) shall have coarse aggregate that is Class B quality or better. FRAP shall be considered equivalent to limestone for frictional considerations unless produced/screened to minus 3/8 inch.

- (4) Use in HMA Binder Mixtures (High and Low ESAL), HMA Base Course, and HMA Base Course Widening. FRAP stockpiles for use in HMA binder mixtures (High and Low ESAL), HMA base course, and HMA base course widening shall be FRAP in which the coarse aggregate is Class C quality or better.
- (5) Use in Shoulders and Subbase. FRAP stockpiles for use in HMA shoulders and stabilized subbase (HMA) shall be FRAP, Restricted FRAP, conglomerate, or conglomerate DQ.
- (b) RAS. RAS meeting Type 1 or Type 2 requirements will be permitted in all HMA applications as specified herein.
- (c) FRAP and/or RAS Usage Limits. Type 1 or Type 2 RAS may be used alone or in conjunction with FRAP in HMA mixtures up to a maximum of 5.0% by weight of the total mix.

When FRAP is used alone or FRAP is used in conjunction with RAS, the percent of virgin asphalt binder replacement (ABR) shall not exceed the amounts indicated in the table below for a given N Design.

Max Asphalt Binder Replacement for FRAP with RAS Combination

HMA Mixtures ^{1/ 2/ 4/}	Maximum % ABR		
	Binder/Leveling Binder	Surface	Polymer Modified ^{3/}
30L	50	40	30
50	40	35	30
70	40	30	30
90	40	30	30
4.75 mm N-50			40
SMA N-80			30

- 1/ For HMA "All Other" (shoulder and stabilized subbase) N-30, the percent asphalt binder replacement shall not exceed 50% of the total asphalt binder in the mixture.
- 2/ When the binder replacement exceeds 15 percent for all mixes, except for SMA and IL-4.75, the high and low virgin asphalt binder grades shall each be reduced by one grade (i.e. 25 percent binder replacement using a virgin asphalt binder grade of PG64-22 will be reduced to a PG58-28). When constructing full depth HMA and the ABR is less than 15 percent, the required virgin asphalt binder grade shall be PG64-28.
- 3/ When the ABR for SMA or IL-4.75 is 15 percent or less, the required virgin asphalt binder shall be SBS PG76-22 and the elastic recovery shall be a minimum of 80. When the ABR for SMA or IL-4.75 exceeds 15%, the virgin asphalt binder grade shall be SBS PG70-28 and the elastic recovery shall be a minimum of 80.

- 4/ When FRAP or RAS is used alone, the maximum percent asphalt binder replacement designated on the table shall be reduced by 10 percent.

1031.07 HMA Mix Designs. At the Contractor's option, HMA mixtures may be constructed utilizing RAP/FRAP and/or RAS material meeting the detailed requirements specified herein.

- (a) FRAP and/or RAS. FRAP and /or RAS mix designs shall be submitted for verification. If additional FRAP or RAS stockpiles are tested and found to be within tolerance, as defined under "Evaluation of Tests" herein, and meet all requirements herein, the additional FRAP or RAS stockpiles may be used in the original design at the percent previously verified.
- (b) RAS. Type 1 and Type 2 RAS are not interchangeable in a mix design. A RAS stone bulk specific gravity (Gsb) of 2.300 shall be used for mix design purposes.

1031.08 HMA Production. HMA production utilizing FRAP and/or RAS shall be as follows.

To remove or reduce agglomerated material, a scalping screen, gator, crushing unit, or comparable sizing device approved by the Engineer shall be used in the RAS and FRAP feed system to remove or reduce oversized material. If material passing the sizing device adversely affects the mix production or quality of the mix, the sizing device shall be set at a size specified by the Engineer.

If during mix production, corrective actions fail to maintain FRAP, RAS or QC/QA test results within control tolerances or the requirements listed herein the Contractor shall cease production of the mixture containing FRAP or RAS and conduct an investigation that may require a new mix design.

- (a) RAS. RAS shall be incorporated into the HMA mixture either by a separate weight depletion system or by using the RAP weigh belt. Either feed system shall be interlocked with the aggregate feed or weigh system to maintain correct proportions for all rates of production and batch sizes. The portion of RAS shall be controlled accurately to within ± 0.5 percent of the amount of RAS utilized. When using the weight depletion system, flow indicators or sensing devices shall be provided and interlocked with the plant controls such that the mixture production is halted when RAS flow is interrupted.
- (b) HMA Plant Requirements. HMA plants utilizing FRAP and/or RAS shall be capable of automatically recording and printing the following information.
- (1) Dryer Drum Plants.
- Date, month, year, and time to the nearest minute for each print.
 - HMA mix number assigned by the Department.
 - Accumulated weight of dry aggregate (combined or individual) in tons (metric tons) to the nearest 0.1 ton (0.1 metric ton).
 - Accumulated dry weight of RAS and FRAP in tons (metric tons) to the nearest 0.1 ton (0.1 metric ton).

- e. Accumulated mineral filler in revolutions, tons (metric tons), etc. to the nearest 0.1 unit.
 - f. Accumulated asphalt binder in gallons (liters), tons (metric tons), etc. to the nearest 0.1 unit.
 - g. Residual asphalt binder in the RAS and FRAP material as a percent of the total mix to the nearest 0.1 percent.
 - h. Aggregate RAS and FRAP moisture compensators in percent as set on the control panel. (Required when accumulated or individual aggregate and RAS and FRAP are printed in wet condition.)
 - i. When producing mixtures with FRAP and/or RAS, a positive dust control system shall be utilized.
 - j. Accumulated mixture tonnage.
 - k. Dust Removed (accumulated to the nearest 0.1 ton)
- (2) Batch Plants.
- a. Date, month, year, and time to the nearest minute for each print.
 - b. HMA mix number assigned by the Department.
 - c. Individual virgin aggregate hot bin batch weights to the nearest pound (kilogram).
 - d. Mineral filler weight to the nearest pound (kilogram).
 - f. RAS and FRAP weight to the nearest pound (kilogram).
 - g. Virgin asphalt binder weight to the nearest pound (kilogram).
 - h. Residual asphalt binder in the RAS and FRAP material as a percent of the total mix to the nearest 0.1 percent.

The printouts shall be maintained in a file at the plant for a minimum of one year or as directed by the Engineer and shall be made available upon request. The printing system will be inspected by the Engineer prior to production and verified at the beginning of each construction season thereafter.

1031.09 RAP in Aggregate Surface Course and Aggregate Shoulders. The use of RAP or FRAP in aggregate surface course and aggregate shoulders shall be as follows.

- (a) Stockpiles and Testing. RAP stockpiles may be any of those listed in Article 1031.02, except "Non-Quality" and "FRAP". The testing requirements of Article 1031.03 shall not apply. RAP used to construct aggregate surface course and aggregate shoulders shall be according to the current Bureau of Materials and Physical Research's Policy Memorandum, "Reclaimed Asphalt Pavement (RAP) for Aggregate Applications"

- (b) Gradation. The RAP material shall meet the gradation requirements for CA 6 in accordance with Art.1004.01 (c), except the requirements for the minus No. 200 (75 μ m) sieve will not apply. The sample for the RAP material shall be air dried to constant weight prior to being tested for gradation."

SLIPFORM PAVING (D-1)

Effective: November 1, 2014

Revise Article 1020.04 Table 1, Note (5) of Standard Specifications to read:

“The slump range for slipform construction shall be 1/2 to 1 1/2 in.”

Revise Article 1020.04 Table 1 (metric), Note (5) of Standard Specifications to read:

“The slump range for slipform construction shall be 13 to 40 mm.”

STATUS OF UTILITIES TO BE ADJUSTED

Effective: January 30, 1987

Revised: January 24, 2013

Utilities companies involved in this project have provided the following estimated durations:

Name of Utility	Type	Location	Estimated Duration of Time for the Completion of Relocation or Adjustments
AT&T Distribution Kate Peters Legal Mandate Engineer 1000 Commerce Drive Oak Brook, IL 60523 630-573-5759	1- 25 pair buried copper cable Telephone	On southerly side of roadway from the east and ends at pedestal Sta. 100+97 and from the west ends at pedestal at Sta. 91+50. Cable does not cross creek.	Verified copper cable and pedestals with AT&T. They determined the pedestal at Sta. 100+97 does not provide any service and can be removed. They will complete work before end of 2015. 5 working days to complete work.
Commonwealth Edison Rick Seidel Sr. Project manager 630-229-5138	Overhead electric	Electric run overhead on poles on the northerly side of the project. There are 3 poles in the project area between Sta. 97+50 to Sta. 102+50.	ComEd determined that the poles did not need to be relocated due to the proposed improvements. They did suggest that the Contractor will need to determine if the overhead wires will need to be de- energized during construction. ComEd stated that cannot be predetermined and will depend on Contractor operations.

The above represents the best information available to the Department and is included for the convenience of the bidder. The applicable portions of Articles 105.07 and 107.31 of the Standard Specifications shall apply.

In accordance with 605 ILCS 5/9-113 of the Illinois Compiled Statutes, utility companies have 90 days to complete the relocation of their facilities after receipt of written notice from the Department. The 90-day written notice will be sent to the utility companies after the following occurs:

- 1) Proposed right of way is clear for contract award.
- 2) Final plans have been sent to and received by the utility company.
- 3) Utility permit is received by the Department and the Department is ready to issue said permit.

- 4) If a permit has not been submitted, a 15 day letter is sent to the utility company notifying them they have 15 days to provide their permit application. After allowing 15 days for submission of the permit the 90 day notice is sent to the utility company.
- 5) Any time within the 90 day relocation period the utility company may request a waiver for additional time to complete their relocation. The Department has 10 days to review and respond to a waiver request.

TRAFFIC CONTROL PLAN

Effective: September 30, 1985

Revised: January 1, 2007

Traffic Control shall be according to the applicable sections of the Standard Specifications, the Supplemental Specifications, the "Illinois Manual on Uniform Traffic Control Devices for Streets and Highways", any special details and Highway Standards contained in the plans, and the Special Provisions contained herein.

Special attention is called to Article 107.09 of the Standard Specifications and the following Highway Standards, Details, Quality Standard for Work Zone Traffic Control Devices, Recurring Special Provisions and Special Provisions contained herein, relating to traffic control.

The Contractor shall contact the District One Bureau of Traffic at least 72 hours in advance of beginning work.

STANDARDS:

701001-02 701006-05 701011-04 701301-04 701311-03 701901-04

DETAILS:

- a. Traffic Control and Protection for Side Roads, Intersections, and Driveways (TC-10)
- b. District One Typical Pavement Markings (TC-13)
- c. Detour Signing For Closing State Highways (TC-21)

SPECIAL PROVISIONS:

- a. Retroreflective Sheeting For Highway Signs (BDE)
- b. Maintenance of Roadways
- c. Public Convenience and Safety (District 1)
- d. Traffic Control and Protection (Arterials)
- e. Changeable Message Sign, Special
- f. Temporary Information Signing
- g. Work Zone Traffic Control Surveillance (LRS 3)

TRAFFIC CONTROL AND PROTECTION (ARTERIALS)

Effective: February 1, 1996

Revised: March 1, 2011

Specific traffic control plan details and Special Provisions have been prepared for this contract. This work shall include all labor, materials, transportation, handling and incidental work necessary to furnish, install, maintain and remove all traffic control devices required as indicated in the plans and as approved by the Engineer.

When traffic is to be directed over a detour route, the Contractor shall furnish, erect, maintain and remove all applicable traffic control devices along the detour route according to the details shown in the plans.

Method of Measurement: All traffic control (except Traffic Control and Protection (Expressways) and temporary pavement markings) indicated on the traffic control plan details and specified in the Special Provisions will be measured for payment on a lump sum basis.

Basis of Payment: All traffic control and protection will be paid for at the contract lump sum price for TRAFFIC CONTROL AND PROTECTION (SPECIAL).

Temporary pavement markings will be paid for separately unless shown on a Standard.



Storm Water Pollution Prevention Plan

Route T.R. 149
Section 12-04101-01-BR
County Kane

Marked Rte. Seavey Road
Project No. BROS-0089(175)
Contract No. 61C19

This plan has been prepared to comply with the provisions of the National Pollutant Discharge Elimination System (NPDES) Permit No. ILR10 (Permit ILR10), issued by the Illinois Environmental Protection Agency (IEPA) for storm water discharges from construction site activities.

I certify under penalty of law that this document and all attachments were prepared under my direction or supervision in accordance with a system designed to assure that qualified personnel properly gathered and evaluated the information submitted. Based on my inquiry of the person or persons who manage the system, or those persons directly responsible for gathering the information, the information submitted is, to the best of my knowledge and belief, true, accurate and complete. I am aware that there are significant penalties for submitting false information, including the possibility of fine and imprisonment for knowing violations.

Rodney Feece
Print Name
Township Highway Commissioner
Title
Blackberry Township Road District
Agency

Rodney Feece
Signature
9-16-15
Date

I. Site Description:

A. Provide a description of the project location (include latitude and longitude):

The Seavey Road Bridge over Lake Run Creek project is located in unincorporated Kane County in Section 26 of Blackberry Township (T39N, R7E) northwest of the City of North Aurora (41.828000°N and 88.397641°W). The bridge is located approximately 0.84 mile east of Bliss Road (C.H. 78). The land of both sides of the project is agricultural land.

B. Provide a description of the construction activity which is the subject of this plan:

The purpose of the project is to replace the existing bridge superstructure over Lake Run Creek with a new superstructure because the existing superstructure is aging and determined to be structurally deficient.

This work consists of removing and replacing the existing bridge concrete deck beams with new twenty-one (21) inch PCC deck beams (superstructure) with a new five (5) inch concrete wearing surface. The proposed roadway improvements will match the existing profile and match the existing eleven (11) foot roadway width and 2.5 foot shoulder. The shoulder will be stabilized with Hot-Mix Asphalt and new guardrail and traffic terminal barriers will be installed, regrading the ditches to provide compensatory storage for the floodplain fill, and erosion control will be provided where necessary. All disturbed areas that are not being paved or covered with aggregate will be seeded with the appropriate vegetation and erosion protection.

The proposed soil erosion and sediment controls for this project include temporary ditch checks, perimeter erosion barrier (silt fence), erosion control blanket, turf reinforcement mat, minor diversion, filtering bag systems, streambank protection, and temporary and permanent seeding.

C. Provide the estimated duration of this project:

Three (3) Months.

D. The total area of the construction site is estimated to be 0.681 acres.

The total area of the site estimated to be disturbed by excavation, grading or other activities is 0.522 acres.

E. The following is a weighted average of the runoff coefficient for this project after construction activities are completed:

- F. List all soils found within project boundaries. Include map unit name, slope information, and erosivity:

The USDA SSURGO Soil Data (February 2010) was reviewed for hydric soils on the property (Exhibit 3). Hydric soils may indicate wetland conditions exist. The following soils are mapped on the property:

103A Houghton muck
149A Brenton silt loam
223B Varna silt loam
223C2 Varna silt loam
3076A Otter silt loam

- G. Provide an aerial extent of wetland acreage at the site:

WBK identified 0.083 acres of wetlands and 0.037 acres of waters of the US within the project boundary. The identified resources include Lake Run Creek and one area of wetland fringe abutting the creek.

- H. Provide a description of potentially erosive areas associated with this project:

During construction activities, the areas with the greatest potential for erosion are the ditches, side slopes, and exposed channel adjacent to the bridge abutment. After construction, the bridge wingwalls and channel slope will be covered with riprap to prevent erosion. The ditches and side slopes will be vegetated and covered with temporary erosions control blanket. Side slopes greater than 1:3 will also have a layer of turf reinforcement mat.

- I. The following is a description of soil disturbing activities by stages, their locations, and their erosive factors (e.g. steepness of slopes, length of slopes, etc):

The ground will be disturbed for the entire length of the project due to the removal of current stabilization (vegetation and asphalt) to replace the bridge superstructure (deck) and roadway. During the replacement of the bridge deck, the side slope adjacent to the existing abutment will be excavated for the addition of riprap protection. It may be necessary to utilize a temporary concrete barrier to keep water away from the stream edge when placing the riprap. Filter bag systems will be utilized to control sediment release to the creek for all dewatering processes required to construct the culvert sections. Coir logs will be in place to prevent erosion of the bare banks and water quality impacts of the active construction. During the grading and shaping of the ditches and side slopes, the bare soil will be protected by temporary ditch checks (excelsior rolls) and aggregate ditch checks prior to final stabilization. The potential for erosion in the ditches is moderate due to the short lengths and flatter longitudinal ditch slopes. The embankments will be protected from erosion by vegetation and erosion control blankets. The slopes vary in steepness from 2:1 to 4:1. Slopes steeper than 1:3 will also have turf reinforcement mat. The embankment slopes per side are between 8 and 20 feet in width.

- J. See the erosion control plans and/or drainage plans for this contract for information regarding drainage patterns, approximate slopes anticipated before and after major grading activities, locations where vehicles enter or exit the site and controls to prevent offsite sediment tracking (to be added after contractor identifies locations), areas of soil disturbance, the location of major structural and non-structural controls identified in the plan, the location of areas where stabilization practices are expected to occur, surface waters (including wetlands) and locations where storm water is discharged to surface water including wetlands.

- K. Identify who owns the drainage system (municipality or agency) this project will drain into:

Since the drainage system currently lies within the Blackberry Township right of way, Blackberry Township Road District is the agency responsible for the system.

- L. The following is a list of General NPDES ILR40 permittees within whose reporting jurisdiction this project is located.

Blackberry Road District will have reporting jurisdiction for this project location.

- M. The following is a list of receiving water(s) and the ultimate receiving water(s) for this site. The location of the receiving waters can be found on the erosion and sediment control plans:

Lake Run Creek is the receiving waters of the project. Lake Run Creek is tributary to Blackberry Creek which is tributary to the Fox River which is a Section 10 waterway.

- N. Describe areas of the site that are to be protected or remain undisturbed. These areas may include steep slopes, highly erodible soils, streams, stream buffers, specimen trees, natural vegetation, nature preserves, etc.

Areas outside of the project area are to be protected by perimeted erosion barrier. Lake Run Creek will require temporary concrete barriers or core logs to prevent work from flowing water and reduce the potential for erosion and water quality impacts. There are no additional areas to be preserved within the project limits.

O. The following sensitive environmental resources are associated with this project, and may have the potential to be impacted by the proposed development:

- Floodplain
- Wetland Riparian
- Threatened and Endangered Species
- Historic Preservation
- 303(d) Listed receiving waters for suspended solids, turbidity, or siltation
- Receiving waters with Total Maximum Daily Load (TMDL) for sediment, total suspended solids, turbidity or siltation
- Applicable Federal, Tribal, State or Local Programs
- Other

1. 303(d) Listed receiving waters (fill out this section if checked above):

- a. The name(s) of the listed water body, and identification of all pollutants causing impairment:

- b. Provide a description of how erosion and sediment control practices will prevent a discharge of sediment resulting from a storm event equal to or greater than a twenty-five (25) year, twenty-four (24) hour rainfall event:

- c. Provide a description of the location(s) of direct discharge from the project site to the 303(d) water body:

- d. Provide a description of the location(s) of any dewatering discharges to the MS4 and/or water body:

2. TMDL (fill out this section if checked above)

- a. The name(s) of the listed water body:

- b. Provide a description of the erosion and sediment control strategy that will be incorporated into the site design that is consistent with the assumptions and requirements of the TMDL:

- c. If a specific numeric waste load allocation has been established that would apply to the project's discharges, provide a description of the necessary steps to meet that allocation:

P. The following pollutants of concern will be associated with this construction project:

- | | |
|---|--|
| <input checked="" type="checkbox"/> Soil Sediment | <input checked="" type="checkbox"/> Petroleum (gas, diesel, oil, kerosene, hydraulic oil / fluids) |
| <input checked="" type="checkbox"/> Concrete | <input type="checkbox"/> Antifreeze / Coolants |
| <input checked="" type="checkbox"/> Concrete Truck Waste | <input checked="" type="checkbox"/> Waste water from cleaning construction equipment |
| <input checked="" type="checkbox"/> Concrete Curing Compounds | <input type="checkbox"/> Other (specify) |
| <input checked="" type="checkbox"/> Solid Waste Debris | <input type="checkbox"/> Other (specify) |
| <input type="checkbox"/> Paints | <input type="checkbox"/> Other (specify) |
| <input checked="" type="checkbox"/> Solvents | <input type="checkbox"/> Other (specify) |
| <input checked="" type="checkbox"/> Fertilizers / Pesticides | <input type="checkbox"/> Other (specify) |

II. Controls:

This section of the plan addresses the controls that will be implemented for each of the major construction activities described in I.C. above and for all use areas, borrow sites, and waste sites. For each measure discussed, the Contractor will be responsible for its implementation as indicated. The Contractor shall provide to the Resident Engineer a plan for the implementation of the measures indicated. The Contractor, and subcontractors, will notify the Resident Engineer of any proposed changes, maintenance, or modifications to keep construction activities compliant with the Permit ILR10. Each such Contractor has signed the required certification on forms which are attached to, and are a part of, this plan:

- A. **Erosion and Sediment Controls:** At a minimum, controls must be coordinated, installed and maintained to:
 - 1. Minimize the amount of soil exposed during construction activity;
 - 2. Minimize the disturbance of steep slopes;
 - 3. Maintain natural buffers around surface waters, direct storm water to vegetated areas to increase sediment removal and maximize storm water infiltration, unless infeasible;
 - 4. Minimize soil compaction and, unless infeasible, preserve topsoil.

- B. **Stabilization Practices:** Provided below is a description of interim and permanent stabilization practices, including site- specific scheduling of the implementation of the practices. Site plans will ensure that existing vegetation is preserved where attainable and disturbed portions of the site will be stabilized. Stabilization practices may include but are not limited to: temporary seeding, permanent seeding, mulching, geotextiles, sodding, vegetative buffer strips, protection of trees, preservation of mature vegetation, and other appropriate measures. Except as provided below in II(B)(1) and II(B)(2), stabilization measures shall be initiated **immediately** where construction activities have temporarily or permanently ceased, but in no case more than **one (1) day** after the construction activity in that portion of the site has temporarily or permanently ceases on all disturbed portions of the site where construction will not occur for a period of fourteen (14) or more calendar days.
 - 1. Where the initiation of stabilization measures is precluded by snow cover, stabilization measures shall be initiated as soon as practicable.
 - 2. On areas where construction activity has temporarily ceased and will resume after fourteen (14) days, a temporary stabilization method can be used.

The following stabilization practices will be used for this project:

- | | |
|---|--|
| <input checked="" type="checkbox"/> Preservation of Mature Vegetation | <input checked="" type="checkbox"/> Erosion Control Blanket / Mulching |
| <input type="checkbox"/> Vegetated Buffer Strips | <input type="checkbox"/> Sodding |
| <input type="checkbox"/> Protection of Trees | <input type="checkbox"/> Geotextiles |
| <input checked="" type="checkbox"/> Temporary Erosion Control Seeding | <input checked="" type="checkbox"/> Other – Turf Reinforcement Mat |
| <input checked="" type="checkbox"/> Temporary Turf (Seeding, Class 7) | <input type="checkbox"/> Other (specify) |
| <input type="checkbox"/> Temporary Mulching | <input type="checkbox"/> Other (specify) |
| <input checked="" type="checkbox"/> Permanent Seeding | <input type="checkbox"/> Other (specify) |

Describe how the stabilization practices listed above will be utilized during construction:

Mature vegetation in areas that will not be disturbed will be preserved to provide additional protection from erosion and sediment deposition in Lake Run Creek. Temporary erosion control seeding will be utilized if the project requires a prolonged, but temporary pause in work greater than 14 days.

Describe how the stabilization practices listed above will be utilized after construction activities have been completed:

Areas that are disturbed by construction that will not be paved will be stabilized with permanent seeding and erosion control blanket.

- C. **Structural Practices:** Provided below is a description of structural practices that will be implemented, to the degree attainable, to divert flows from exposed soils, store flows or otherwise limit runoff and the discharge of pollutants from exposed areas of the site. Such practices may include but are not limited to: perimeter erosion barrier, earth dikes, drainage swales, sediment traps, ditch checks, subsurface drains, pipe slope drains, level spreaders, storm drain inlet protection, rock outlet protection, reinforced soil retaining systems, gabions, and temporary or permanent sediment basins. The installation of these devices may be subject to Section 404 of the Clean Water Act.

The following structural practices will be used for this project:

- | | |
|---|--|
| <input checked="" type="checkbox"/> Perimeter Erosion Barrier | <input type="checkbox"/> Rock Outlet Protection |
| <input checked="" type="checkbox"/> Temporary Ditch Check | <input checked="" type="checkbox"/> Riprap |
| <input type="checkbox"/> Storm Drain Inlet Protection | <input type="checkbox"/> Gabions |
| <input type="checkbox"/> Sediment Trap | <input type="checkbox"/> Slope Mattress |
| <input type="checkbox"/> Temporary Pipe Slope Drain | <input type="checkbox"/> Retaining Walls |
| <input type="checkbox"/> Temporary Sediment Basin | <input type="checkbox"/> Slope Walls |
| <input type="checkbox"/> Temporary Stream Crossing | <input type="checkbox"/> Concrete Revetment Mats |
| <input type="checkbox"/> Stabilized Construction Exits | <input type="checkbox"/> Level Spreaders |
| <input checked="" type="checkbox"/> Turf Reinforcement Mats | <input checked="" type="checkbox"/> Other (specify) Filter Bag Systems |
| <input type="checkbox"/> Permanent Check Dams | <input checked="" type="checkbox"/> Other (specify) Core Logs |
| <input type="checkbox"/> Permanent Sediment Basin | <input type="checkbox"/> Other (specify) |
| <input checked="" type="checkbox"/> Aggregate Ditch | <input type="checkbox"/> Other (specify) |
| <input type="checkbox"/> Paved Ditch | <input type="checkbox"/> Other (specify) |

Describe how the structural practices listed above will be utilized during construction:

Perimeter Erosion Barrier will be installed along the perimeter of the project area to prevent sediment from leaving the site. Temporary Ditch Checks will be placed in the ditches at the beginning of the project and may require adjusting during grading. The checks will remain in place until final stabilization has been achieved in the ditches. Storm Drain Inlet Protection will be utilized around the upstream end of culverts at field entrances or driveways. The protection will be in place from project initiation until final stabilization in the ditches has been achieved.

Describe how the structural practices listed above will be utilized after construction activities have been completed:

The Riprap will remain in place after construction to prevent erosion of the abutments and bridge cones.

D. **Treatment Chemicals**

Will polymer flocculants or treatment chemicals be utilized on this project: Yes No

If yes above, identify where and how polymer flocculants or treatment chemicals will be utilized on this project.

- E. **Permanent Storm Water Management Controls:** Provided below is a description of measures that will be installed during the construction process to control volume and pollutants in storm water discharges that will occur after construction operations have been completed. The installation of these devices may be subject to Section 404 of the Clean Water Act.

- Such practices may include but are not limited to: storm water detention structures (including wet ponds), storm water retention structures, flow attenuation by use of open vegetated swales and natural depressions, infiltration of runoff on site, and sequential systems (which combine several practices).

The practices selected for implementation were determined on the basis of the technical guidance in Chapter 41 (Construction Site Storm Water Pollution Control) of the IDOT Bureau of Design and Environment Manual. If practices other than those discussed in Chapter 41 are selected for implementation or if practices are applied to situations different from those covered in Chapter 41, the technical basis for such decisions will be explained below.

2. Velocity dissipation devices will be placed at discharge locations and along the length of any outfall channel as necessary to provide a non-erosive velocity flow from the structure to a water course so that the natural physical and biological characteristics and functions are maintained and protected (e.g. maintenance of hydrologic conditions such as the hydroperiod and hydrodynamics present prior to the initiation of construction activities).

Description of permanent storm water management controls:

The roadside ditches will be vegetated to promote infiltration and filtration of stormwater runoff.

- F. **Approved State or Local Laws:** The management practices, controls and provisions contained in this plan will be in accordance with IDOT specifications, which are at least as protective as the requirements contained in the Illinois Environmental Protection Agency's Illinois Urban Manual. Procedures and requirements specified in applicable sediment and erosion site plans or storm water management plans approved by local officials shall be described or incorporated by reference in the space provided below. Requirements specified in sediment and erosion site plans, site permits, storm water management site plans or site permits approved by local officials that are applicable to protecting surface water resources are, upon submittal of an NOI, to be authorized to discharge under the Permit ILR10 incorporated by reference and are enforceable under this permit even if they are not specifically included in the plan.

Description of procedures and requirements specified in applicable sediment and erosion site plans or storm water management plans approved by local officials:

In accordance with the current Kane County Stormwater Management Ordinance, Kane-DuPage Soil & Water Conservation District, and the US Army Corps of Engineers.

- G. **Contractor Required Submittals:** Prior to conducting any professional services at the site covered by this plan, the Contractor and each subcontractor responsible for compliance with the permit shall submit to the Resident Engineer a Contractor Certification Statement, BDE 2342a.

1. The Contractor shall provide a construction schedule containing an adequate level of detail to show major activities with implementation of pollution prevention BMPs, including the following items:
 - Approximate duration of the project, including each stage of the project
 - Rainy season, dry season, and winter shutdown dates
 - Temporary stabilization measures to be employed by contract phases
 - Mobilization timeframe
 - Mass clearing and grubbing/roadside clearing dates
 - Deployment of Erosion Control Practices
 - Deployment of Sediment Control Practices (including stabilized construction entrances/exits)
 - Deployment of Construction Site Management Practices (including concrete washout facilities, chemical storage, refueling locations, etc.)
 - Paving, saw-cutting, and any other pavement related operations
 - Major planned stockpiling operations
 - Timeframe for other significant long-term operations or activities that may plan non-storm water discharges such as dewatering, grinding, etc.
 - Permanent stabilization activities for each area of the project
2. The Contractor and each subcontractor shall provide, as an attachment to their signed Contractor Certification Statement, a discussion of how they will comply with the requirements of the permit in regard to the following items and provide a graphical representation showing location and type of BMPs to be used when applicable:

- Vehicle Entrances and Exits – Identify type and location of stabilized construction entrances and exits to be used and how they will be maintained.
 - Material Delivery, Storage and Use – Discuss where and how materials including chemicals, concrete curing compounds, petroleum products, etc. will be stored for this project.
 - Stockpile Management – Identify the location of both on-site and off-site stockpiles. Discuss what BMPs will be used to prevent pollution of storm water from stockpiles.
 - Waste Disposal – Discuss methods of waste disposal that will be used for this project.
 - Spill Prevention and Control – Discuss steps that will be taken in the event of a material spill (chemicals, concrete curing compounds, petroleum, etc.)
 - Concrete Residuals and Washout Wastes – Discuss the location and type of concrete washout facilities to be used on this project and how they will be signed and maintained.
 - Litter Management – Discuss how litter will be maintained for this project (education of employees, number of dumpsters, frequency of dumpster pick-up, etc.).
 - Vehicle and Equipment Fueling – Identify equipment fueling locations for this project and what BMPs will be used to ensure containment and spill prevention.
-
- Vehicle and Equipment Cleaning and Maintenance – Identify where equipment cleaning and maintenance locations for this project and what BMPs will be used to ensure containment and spill prevention.
 - Dewatering Activities – Identify the controls which will be used during dewatering operations to ensure sediments will not leave the construction site.
 - Polymer Flocculants and Treatment Chemicals – Identify the use and dosage of treatment chemicals and provide the Resident Engineer with Material Safety Data Sheets. Describe procedures on how the chemicals will be used and identify who will be responsible for the use and application of these chemicals. The selected individual must be trained on the established procedures.
 - Additional measures indicated in the plan.

III. Maintenance:

When requested by the Contractor, the Resident Engineer will provide general maintenance guides to the Contractor for the practices associated with this project. The following additional procedures will be used to maintain, in good and effective operating conditions, the vegetation, erosion and sediment control measures and other protective measures identified in this plan. It will be the Contractor's responsibility to attain maintenance guidelines for any manufactured BMPs which are to be installed and maintained per manufacture's specifications.

Vegetative soil erosion measures - the vegetative growth of temporary and permanent seeding, vegetative filters, etc., shall be maintained periodically and supplied adequate watering and fertilizer. The vegetative cover shall be removed and reseeded as necessary.

Water treatment system will be cleaned and items replaced as recommended by the designer of the system. Sediment accumulation will be removed at a minimum when the height is equal to 50% of the height of the baffle or curtain.

Perimeter erosion barrier, temporary ditch checks, and rolled excelsior logs will be examined regularly and repaired as necessary. Sediment shall be removed when it reaches a height equal to 50% of the height of the barrier.

Stabilized access road and stabilized construction entrances (if required) shall have sediment build up removed as necessary.

IV. Inspections:

Qualified personnel shall inspect disturbed areas of the construction site which have not yet been finally stabilized, structural control measures, and locations where vehicles and equipment enter and exit the site using IDOT Storm Water Pollution Prevention Plan Erosion Control Inspection Report (BC 2259). Such inspections shall be conducted at least once every seven (7) calendar days and within twenty-four (24) hours of the end of a storm or by the end of the following business or work day that is 0.5 inch or greater or equivalent snowfall.

Inspections may be reduced to once per month when construction activities have ceased due to frozen conditions. Weekly inspections will recommence when construction activities are conducted, or if there is 0.5" or greater rain event, or a discharge due to snowmelt occurs.



If any violation of the provisions of this plan is identified during the conduct of the construction work covered by this plan, the Resident Engineer shall notify the appropriate IEPA Field Operations Section office by email at: epa.swnoncomp@illinois.gov, telephone or fax within twenty-four (24) hours of the incident. The Resident Engineer shall then complete and submit an "Incidence of Non-Compliance" (ION) report for the identified violation within five (5) days of the incident. The Resident Engineer shall use forms provided by IEPA and shall include specific information on the cause of noncompliance, actions which were taken to prevent any further causes of noncompliance, and a statement detailing any environmental impact which may have resulted from the noncompliance. All reports of non-compliance shall be signed by a responsible authority in accordance with Part VI. G of the Permit ILR10.

The Incidence of Non-Compliance shall be mailed to the following address:

Illinois Environmental Protection Agency
Division of Water Pollution Control
Attn: Compliance Assurance Section
1021 North Grand East
Post Office Box 19276
Springfield, Illinois 62794-9276

Additional Inspections Required:

V. Failure to Comply:

Failure to comply with any provisions of this Storm Water Pollution Prevention Plan will result in the implementation of a National Pollutant Discharge Elimination System/Erosion and Sediment Control Deficiency Deduction against the Contractor and/or penalties under the Permit ILR10 which could be passed on to the Contractor.



Contractor Certification Statement

Prior to conducting any professional services at the site covered by this contract, the Contractor and every subcontractor must complete and return to the Resident Engineer the following certification. A separate certification must be submitted by each firm. Attach to this certification all items required by Section II.G of the Storm Water Pollution Prevention Plan (SWPPP) which will be handled by the Contractor/subcontractor completing this form.

Route T.R. 149 Marked Rte. Seavey Road
Section 12-04101-01-BR Project No. BROS-0089(175)
County Kane Contract No. 61C19

This certification statement is a part of SWPPP for the project described above, in accordance with the General NPDES Permit No. ILR10 issued by the Illinois Environmental Protection Agency.

I certify under penalty of law that I understand the terms of the Permit No. ILR 10 that authorizes the storm water discharges associated with industrial activity from the construction site identified as part of this certification.

In addition, I have read and understand all of the information and requirements stated in SWPPP for the above mentioned project; I have received copies of all appropriate maintenance procedures; and, I have provided all documentation required to be in compliance with the Permit ILR10 and SWPPP and will provide timely updates to these documents as necessary.

- Contractor
Sub-Contractor

Print Name Signature
Title Date
Name of Firm Telephone
Street Address City/State/ZIP

Items which this Contractor/subcontractor will be responsible for as required in Section II.G. of SWPPP:

[Blank lines for listing items]

STATE OF



ILLINOIS

Permit No.: DIL-15-001

Department of Transportation

Division of Highways
2300 South Dirksen Parkway
Springfield, IL 62764

REGULATED FLOODWAY CONSTRUCTION PERMIT
RIVERS, LAKES AND STREAMS ACT "615 ILCS 5"

PERMISSION IS HEREBY GRANTED TO: Blackberry Township
43W390 Main Street Road
Elburn, IL 60119

FOR CONSTRUCTION OF: Removal and replacement of the bridge superstructure on Seavey Road
over Lake Run Creek. The proposed superstructure will match the existing out-to out deck width of 27'-
0". The bridge will carry two (2) - 11'-0" travel lanes and 2'6" shoulders Steel Bridge Railing, Type SM
will be provided. The bridge will be skewed 13 degrees ahead left. The project is located in the North
Quarter of the West Quarter of Section 26, Township 39 North, Range 7 East of the 3rd Prime Meridian,
Kane County, as part of Section Number 12-04101-01-BR, Structure 045-3320.

IN ACCORDANCE WITH THE Application and Plan
DATED March 16, 2015 AND MADE A PART HEREOF, AND SUBJECT TO THE
TERMS SHOWN ON THE BACK HEREOF AND THE SPECIAL CONDITIONS ATTACHED
HERETO AS EXHIBIT.

EXAMINED AND APPROVED

[Handwritten signature]

REGIONAL ENGINEER/CENTRAL BUREAU CHIEF

3-25-15

DATE



DEPARTMENT OF THE ARMY
CHICAGO DISTRICT, CORPS OF ENGINEERS
231 SOUTH LA SALLE STREET
CHICAGO, ILLINOIS 60604-1437

REPLY TO
ATTENTION OF:

November 18, 2015

Technical Services Division
Regulatory Branch
LRC-2014-815

SUBJECT: Permit Authorization for Bridge Replacement and Roadway Improvements at Seavey Road over Lake Run Creek, Located East of Bliss Road, Blackberry Township, Kane County, Illinois (SE ¼ of Section 26, T39N R7E)

Rodney Feece
Blackberry Township Road District
43W390 Main Street Road
Elburn, Illinois 60119

Dear Mr. Feece:

This office has verified that your proposed activity complies with the terms and conditions of Regional Permits 3 (Transportation Projects) and 7 (Temporary Construction Activities) and Category I of the Regional Permit Program (RPP).

This verification expires three (3) years from the date of this letter and covers only your activity as described in your notification and as shown on the plans titled, "State of Illinois Department of Transportation, Division of Highways, Plans for Proposed Federal Aid Highway, T.R. 149 (Seavey Road) over Lake Run Creek Bridge Rehabilitation, Section 12-04101-01-BR, Project BROS-089(175), Kane County, Job No. C-91-365-13" dated October 1, 2015, prepared by Wills Burke Kelsey Associates, Ltd. Caution must be taken to prevent construction materials and activities from impacting waters of the United States beyond the scope of this authorization. If you anticipate changing the design or location of the activity, you should contact this office to determine the need for further authorization.

The activity may be completed without further authorization from this office provided the activity is conducted in compliance with the terms and conditions of the RPP, including conditions of water quality certification issued under Section 401 of the Clean Water Act by the Illinois Environmental Protection Agency (IEPA). If the design, location, or purpose of the project is changed, you should contact this office to determine the need for further authorization.

The following special conditions are a requirement of your authorization:

1. You shall undertake and complete the project as described in the plans titled, "State of Illinois Department of Transportation, Division of Highways, Plans for Proposed Federal

Aid Highway, T.R. 149 (Seavey Road) over Lake Run Creek Bridge Rehabilitation, Section 12-04101-01-BR, Project BROS-089(175), Kane County, Job No. C-91-365-13” dated October 1, 2015, prepared by Wills Burke Kelsey Associates, Ltd., including all relevant documentation to the project plans as proposed.

2. If the work is scheduled to occur between April 1 and September 31 of any year, the bridge/culvert shall be inspected for the presence of Northern Long-Eared bat (*Myotis septentrionalis*) no more than 7 days prior to the start of construction activity to ensure bats have not started to use the area of the bridge proposed for work. If that species is found to be using the structure, the permittee shall immediately contact Shawn Cirton of the U.S. Fish and Wildlife Service, (847) 381-2253, and Kimberly Kubiak of the U.S. Army Corps of Engineers, 312-846-5541, to ask for further guidance. Work shall not commence until consultation with these two agencies has been satisfied.
3. To avoid potential impacts to the northern long-eared bat (*Myotis septentrionalis*), tree clearing (3" DBH or greater) shall only occur between October 1 and March 31 of any construction year, and shall comply with any additional tree clearing restrictions as determined by the Illinois Department of Transportation.
4. This authorization is contingent upon implementing and maintaining soil erosion and sediment controls in a serviceable condition throughout the duration of the project. You shall comply with the Kane/DuPage Soil and Water Conservation District's (SWCD) written and verbal recommendations regarding the soil erosion and sediment control (SESC) plan and the installation and maintenance requirements of the SESC practices on-site.
 - a. You shall schedule a preconstruction meeting with the SWCD to discuss the SESC plan and the installation and maintenance requirements of the SESC practices on the site. You shall contact the SWCD at least 10 calendar days prior to the preconstruction meeting so that a representative may attend.
 - b. You shall notify the SWCD of any changes or modifications to the approved plan set. Field conditions during project construction may require the implementation of additional SESC measures. If you fail to implement corrective measures, this office may require more frequent site inspections to ensure the installed SESC measures are acceptable.
 - c. Prior to commencement of any in-stream work, you shall submit construction plans and a detailed narrative to the SWCD that disclose the contractor's preferred method of cofferdam and dewatering method. Work in the waterway shall NOT commence until the SWCD notifies you, in writing, that the plans have been approved.
5. Under no circumstances shall the Contractor prolong final grading and shaping so that the entire project can be permanently seeded at one time. Permanent stabilization within the wetland and stream buffers identified in the plans shall be initiated immediately following the completion of work. Final stabilization of these areas should not be delayed due to utility work to be performed by others.

6. You shall provide written notification to this office at least ten (10) days prior to the commencement of work indicating the start date and estimated end date of construction.
7. You are responsible for all work authorized herein and for ensuring that all contractors are aware of the terms and conditions of this authorization.
8. A copy of this authorization must be present at the project site during all phases of construction.
9. You shall notify this office of any proposed modifications to the project, including revisions to any of the plans or documents cited in this authorization. You must receive approval from this office before work affected by the proposed modification is performed.
10. You shall notify this office prior to the transfer of this authorization and liabilities associated with compliance with its terms and conditions.
11. Work in the waterway should be timed to take place during low or no-flow conditions. Low flow conditions are flow at or below the normal water elevation.
12. The plan will be designed to allow for the conveyance of the 2-year peak flow past the work area without overtopping the cofferdam. The Corps has the discretion to reduce this requirement if documented by the applicant to be infeasible or unnecessary.
13. Water shall be isolated from the in-stream work area using a cofferdam constructed of non-erodible materials (steel sheets, aqua barriers, rip rap and geotextile liner, etc.). Earthen cofferdams are not permissible.
14. The cofferdam must be constructed from the upland area and no equipment may enter flowing water at any time. If the installation of the cofferdam cannot be completed from shore and access is needed to reach the area to be coffered, other measures, such as the construction of a causeway, will be necessary to ensure that equipment does not enter the water. Once the cofferdam is in place and the isolated area is dewatered, equipment may enter the coffered area to perform the required work.
15. If bypass pumping is necessary, the intake hose shall be placed on a stable surface or floated to prevent sediment from entering the hose. The bypass discharge shall be placed on a non-erodible, energy dissipating surface prior to rejoining the stream flow and shall not cause erosion. Filtering of bypass water is not necessary unless the bypass water has become sediment-laden as a result of the current construction activities.
16. During dewatering of the coffered work area, all sediment-laden water must be filtered to remove sediment. Possible options for sediment removal include baffle systems, anionic polymers systems, dewatering bags, or other appropriate methods. Water shall have sediment removed prior to being re-introduced to the downstream waterway. A

stabilized conveyance from the dewatering device to the waterway must be identified in the plan. Discharge water is considered clean if it does not result in a visually identifiable degradation of water clarity.

17. The portion of the side slope that is above the observed water elevation shall be stabilized as specified in the plans prior to accepting flows. The substrate and toe of slope that has been disturbed due to construction activities shall be restored to proposed or pre-construction conditions and fully stabilized prior to accepting flows.

The authorization is without force and effect until all other permits or authorizations from local, state, or other Federal agencies are secured. Please note that IEPA has issued Section 401 Water Quality Certification for this RP. These conditions are included in the enclosed fact sheet. If you have any questions regarding Section 401 certification, please contact Mr. Dan Heacock at IEPA's Division of Water Pollution Control, Permit Section #15, by telephone at (217) 782-3362.

Once you have completed the authorized activity, please sign and return the enclosed compliance certification. If you have any questions, please contact Ms. Kimberly Kubiak of my staff by telephone at 312-846-5541, or email at kimberly.j.kubiak@usace.army.mil.

Sincerely,



Keith L. Wozniak
Chief, West Section
Regulatory Branch

Enclosure

Copy Furnished:

Illinois Department of Natural Resources/OWR (Gary Jereb)
Kane County Division of Environmental Management (Ken Anderson)
Kane County Development and Resource Management Department (Jodie Wollnik)
Kane/DuPage SWCD (Candice Jacobs)
Wills Burke Kelsey Associates, Ltd. (Natalie Paver, Brent Pottorff)



**PERMIT COMPLIANCE
CERTIFICATION**

Permit Number: LRC-2014-815
Permittee: Rodney Feece
Blackberry Township Road District
Date: November 18, 2015

I hereby certify that the work authorized by the above-referenced permit has been completed in accordance with the terms and conditions of said permit and if applicable, compensatory wetland mitigation was completed in accordance with the approved mitigation plan.¹

PERMITTEE

DATE

Upon completion of the activity authorized by this permit and any mitigation required by the permit, this certification must be signed and returned to the following address:

U.S. Army Corps of Engineers
Chicago District, Regulatory Branch
231 South LaSalle Street, Suite 1500
Chicago, Illinois 60604-1437

Please note that your permitted activity is subject to compliance inspections by Corps of Engineers representatives. If you fail to comply with this permit, you may be subject to permit suspension, modification, or revocation.

¹ If compensatory mitigation was required as part of your authorization, you are certifying that the mitigation area has been graded and planted in accordance with the approved plan. You are acknowledging that the maintenance and monitoring period will begin after a site inspection by a Corps of Engineers representative or after thirty days of the Corps' receipt of this certification. You agree to comply with all permit terms and conditions, including additional reporting requirements, for the duration of the maintenance and monitoring period.



US Army Corps of Engineers®
Chicago District

GENERAL CONDITIONS APPLICABLE TO THE 2012 REGIONAL PERMIT PROGRAM

The permittee shall comply with the terms and conditions of the Regional Permits and the following general conditions for all activities authorized under the RPP:

1. State 401 Water Quality Certification - Water quality certification under Section 401 of the Clean Water Act may be required from the Illinois Environmental Protection Agency (IEPA). The District may consider water quality, among other factors, in determining whether to exercise discretionary authority and require an Individual Permit. Please note that Section 401 Water Quality Certification is a requirement for projects carried out in accordance with Section 404 of the Clean Water Act. Projects carried out in accordance with Section 10 of the Rivers and Harbors Act of 1899 do not require Section 401 Water Quality Certification

On March 2, 2012, the IEPA granted Section 401 certification, with conditions, for all Regional Permits, except for activities in certain waterways noted under RPs 4 and 8. The following conditions of the certification are hereby made conditions of the RPP:

1. The applicant shall not cause:
 - a) a violation of applicable water quality standards of the Illinois Pollution Control Board Title 35, Subtitle C: Water Pollution Rules and Regulations;
 - b) water pollution defined and prohibited by the Illinois Environmental Protection Act;
 - c) interference with water use practices near public recreation areas or water supply intakes;
 - d) a violation of applicable provisions of the Illinois Environmental Protection Act.
2. The applicant shall provide adequate planning and supervision during the project construction period for implementing construction methods, processes and cleanup procedures necessary to prevent water pollution and control erosion.
3. Except as allowed under condition 9, any spoil material excavated, dredged or otherwise produced must not be returned to the waterway but must be deposited in a self-contained area in compliance with all State statutes, regulations and permit requirements with no discharge to waters of the State unless a permit has been issued by the Illinois EPA. Any backfilling must be done with clean material placed in a manner to prevent violation of applicable water quality standards.
4. All areas affected by construction shall be mulched and seeded as soon after construction as possible. The applicant shall undertake necessary measures and procedures to reduce erosion during construction. Interim measures to prevent soil erosion during construction shall be taken and may include the installation of sedimentation basins and temporary mulching. All construction within the waterway shall be conducted during zero or low flow conditions. The applicant shall be responsible for obtaining a NPDES Stormwater Permit prior to initiating construction if the construction activity associated with the project will result in the disturbance of (1) one or more acres, total land area. A NPDES Stormwater Permit may be obtained by submitting a properly completed Notice of Intent (NOI) form by certified mail to the Illinois EPA's Division of Water Pollution Control, Permit Section.
5. The applicant shall implement erosion control measures consistent with the Illinois Urban Manual (IEPA/USDA, NRCS; 2011, <http://aiswcd.org/IUM/index.html>).
6. The applicant is advised that the following permits(s) must be obtained from the Illinois EPA: The applicant must obtain permits to construct sanitary sewers, water mains, and related facilities prior to construction.
7. Backfill used in the stream-crossing trench shall be predominantly sand or larger size material, with less than 20% passing a #230 U.S. sieve.
8. Any channel relocation shall be constructed under dry conditions and stabilized to prevent erosion prior to the diversion of flow.
9. Backfill used within trenches passing through surface waters of the State, except wetland areas, shall be clean course aggregate, gravel or other material which will not cause siltation, pipe damage during placement, or chemical corrosion in place. Excavated material may be used only if:
 - a) particle size analysis is conducted and demonstrates the material to be at least 80% sand or larger size material, using #230 U.S. sieve; or
 - b) excavation and backfilling are done under dry conditions.
10. Backfill used within trenches passing through wetland areas shall consist of clean material which will not cause siltation, pipe damage during placement, or chemical corrosion in place. Excavated material shall be used to the extent practicable, with the upper six (6) to twelve (12) inches backfilled with the topsoil obtained during trench excavation.
11. Any applicant proposing activities in a mined area or previously mined area shall provide to the IEPA a written determination regarding the sediment and materials used which are considered "acid-producing material" as defined in 35 Il. Adm. Code,

Subtitle D. If considered "acid-producing material," the applicant shall obtain a permit to construct pursuant to 35 Ill. Adm. Code 404.101.

12. Asphalt, bituminous material and concrete with protruding material such as reinforcing bar or mesh shall not be 1) used for backfill, 2) placed on shorelines/stream banks, or 3) placed in waters of the State.
13. Applicants that use site dewatering techniques in order to perform work in waterways for construction activities approved under Regional Permits 1 (Residential, Commercial and Institutional Developments), 2 (Recreation Projects), 3 (Transportation Projects), 7 (Temporary Construction Activities), 9 (Maintenance) or 12 (Bridge Scour Protection) shall maintain flow in the stream during such construction activity by utilizing dam and pumping, fluming, culverts or other such techniques.
14. In addition to any action required of the Regional Permit 13 (Cleanup of Toxic and Hazardous Materials Projects) applicant with respect to the "Notification" General Condition 22, the applicant shall notify the Illinois EPA Bureau of Water, of the specific activity. This notification shall include information concerning the orders and approvals that have been or will be obtained from the Illinois EPA Bureau of Land (BOL) for all cleanup activities under BOL jurisdiction, or for which authorization or approval is sought from BOL for no further remediation. This Regional Permit is not valid for activities that do not require or will not receive authorization or approval from the BOL.

2. Threatened and Endangered Species - If the District determines that the activity may affect Federally listed species or critical habitat, the District will initiate section 7 consultation with the U.S. Fish and Wildlife Service (USFWS) in accordance with the Endangered Species Act of 1973, as amended (Act). Applicants shall provide additional information that would enable the District to conclude that the proposed action will have no effect on federally listed species.

The application packet shall indicate whether resources (species, their suitable habitats, or critical habitat) listed or designated under the Act, may be present within areas affected (directly or indirectly) by the proposed project. Applicants shall provide a section 7 species list for the action area using the on-line process at the USFWS website. You can access "U.S. Fish and Wildlife Service Endangered Species Program of the Upper Midwest" website at www.fws.gov/midwest/Endangered. Click on the section 7 Technical Assistance green shaded box in the lower right portion of the screen and follow the instructions to completion. Review all documentation pertaining to the species list, provide the rationale for your effects determination for each species, and send the information to this office for review.

If no species, their suitable habitats, or critical habitat are listed, then a "no effect" determination can be made, and section 7 consultation is not warranted. If species or critical habitat appear on the list or suitable habitat is present within the action area, then a biological assessment or biological evaluation will need to be completed to determine if the proposed action will have "no effect" or "may effect" the species or suitable habitat. The District will request initiation of section 7 consultation with the USFWS upon agreement with the applicant on the effect determinations in the biological assessment or biological evaluation. If the issues are not resolved, the analysis of the situation is complicated, or impacts to listed species or critical habitat are found to be greater than minimal, the District will consider reviewing the project under the Individual Permit process.

Projects in Will, DuPage, or Cook Counties that are located in the recharge zones for Hine's emerald dragonfly critical habitat units may be reviewed under the RPP, with careful consideration due to the potential impacts to the species. All projects reviewed that are located within 3.25 miles of a critical habitat unit will be reviewed under Category II of the RPP. Please visit the following website for the locations of the Hine's emerald dragonfly critical habitat units in Illinois.
<http://www.fws.gov/midwest/endangered/insects/hed/FRHinesFinalRevisedCH.html>

3. Historic Properties - In cases where the District determines that the activity may affect properties listed, or eligible for listing, in the National Register of Historic Places, the activity may require an Individual Permit. A determination of whether the activity may be authorized under the RPP instead of an Individual Permit will not be made until the requirements of Section 106 of the National Historic Preservation Act (NHPA) have been satisfied.

Federal permittees should follow their own procedures for complying with the requirements of Section 106 of the National Historic Preservation Act. Federal permittees must provide the District with the appropriate documentation to demonstrate compliance with those requirements.

Non-Federal permittees must include notification to the District if the authorized activity may have the potential to cause effects to any historic properties listed, determined to be eligible for listing on, or potentially eligible for listing on the National Register of Historic Places, including previously unidentified properties. For such activities, the permit application must state which historic properties may be affected by the proposed work or include a vicinity map indicating the location of the historic properties or the potential for the presence of historic properties. Assistance regarding information on the location of or potential for the presence of historic resources can be sought from the State Historic Preservation Officer or Tribal Historic Preservation Officer, as appropriate, and the National Register of Historic Places (see 33 CFR 330.4(g)). When reviewing permit submittals, the District will comply with the current procedures for addressing the requirements of Section 106 of the National Historic Preservation Act. Based on the information submitted and these efforts, the District shall determine whether the proposed activity has the potential to cause an effect on the historic properties. Where the non-Federal applicant has identified historic properties which the activity may have the potential to cause effects and so notified the District, the non-Federal applicant shall not begin the activity until notified by the District either that the activity has no potential to cause effects or that consultation under Section 106 of the NHPA has been completed.

The District will take into account the effects on such properties in accordance with 33 CFR Part 325, Appendix C, and 36 CFR 800. If all issues pertaining to historic properties have been resolved through the consultation process to the satisfaction of the District, Illinois Historic Preservation Agency (IHPA) and Advisory Council on Historic Preservation, the District may, at its discretion, authorize the activity under the RPP instead of an Individual Permit.

Applicants are encouraged to obtain information on historic properties from the IHPA and the National Register of Historic Places at the earliest stages of project planning. For information, contact:

Illinois Historic Preservation Agency
1 Old State Capitol Plaza
Springfield, IL 62701-1507
(217) 782-4836
www.illinoishistory.gov

If you discover any previously unknown historic, cultural or archeological remains and artifacts while accomplishing the activity, you must immediately notify this office of what you have found, and to the maximum extent practicable, stop activities that would adversely affect those remains and artifacts until the required coordination has been completed. We will initiate the Federal, Tribal and State coordination required to determine if the items or remains warrant a recovery effort or if the site is eligible for listing in the National Register of Historic Places.

4. Soil Erosion and Sediment Control - Measures shall be taken to control soil erosion and sedimentation at the project site to ensure that sediment is not transported to waters of the U.S. during construction. Soil erosion and sediment control measures shall be implemented before initiating any clearing, grading, excavating or filling activities. All temporary and permanent soil erosion and sediment control measures shall be maintained throughout the construction period and until the site is stabilized. All exposed soil and other fills, and any work below the ordinary high water mark shall be permanently stabilized at the earliest practicable date.

Applicants are required to prepare a soil erosion and sediment control (SESC) plan including temporary BMPs. The plan shall be designed in accordance with the Illinois Urban Manual, 2011 (<http://aiswcd.org/IUM/index.html>). Practice standards and specifications for measures outlined in the soil erosion and sediment control plans will follow the latest edition of the "Illinois Urban Manual: A Technical Manual Designed for Urban Ecosystem Protection and Enhancement." Additional Soil Erosion and Sediment Control (SESC) measures not identified in the Illinois Urban Manual may also be utilized upon District approval.

At the District's discretion, an applicant may be required to submit the SESC plan to the local Soil and Water Conservation District (SWCD), or the Lake County Stormwater Management Commission (SMC) for review. When the District requires submission of an SESC plan, the following applies: An activity may not commence until the SESC plan for the project site has been approved; The SWCD/SMC will review the plan and provide a written evaluation of its adequacy; A SESC plan is considered acceptable when the SWCD/SMC has found that it meets technical standards. Once a determination has been made, the authorized work may commence unless the SWCD/SMC has requested that they be notified prior to commencement of the approved plans. The SWCD/SMC may attend pre-construction meetings with the permittee and conduct inspections during construction to determine compliance with the plans. Applicants are encouraged to begin coordinating with the appropriate SWCD/SMC office at the earliest stages of project planning. For information, contact:

Kane-DuPage SWCD
2315 Dean Street, Suite 100
St. Charles, IL 60174
(630) 584-7961 ext.3
www.kanedupageswcd.org

McHenry-Lake County SWCD
1648 South Eastwood Dr.
Woodstock, IL 60098
(815) 338-0099 ext.3
www.mchenryswcd.org

North Cook SWCD
899 Jay Street
Elgin, IL 60120
(847) 468-0071
www.northcookswcd.org

Lake County SMC
500 W. Winchester Rd, Suite 201
Libertyville, IL 60048
(847) 377-7700
www.lakecountyil.gov/stormwater

5. Total Maximum Daily Load - For projects that include a discharge of pollutant(s) to waters for which there is an approved Total Maximum Daily Load (TMDL) allocation for any parameter, the applicant shall develop plans and BMPs that are consistent with the assumptions and requirements in the approved TMDL. The applicant must incorporate into their plans and BMPs any conditions applicable to their discharges necessary for consistency with the assumptions and requirements of the TMDL within any timeframes established in the TMDL. The applicant must carefully document the justifications for all BMPs and plans, and install, implement and maintain practices and BMPs that are consistent with all relevant TMDL allocations and with all relevant conditions in an implementation plan. Information regarding the TMDL program, including approved TMDL allocations, can be found at the following website: www.epa.state.il.us/water/tmdl/

6. Floodplain - Discharges of dredged or fill material into waters of the United States within the 100-year floodplain (as defined by the Federal Emergency Management Agency) resulting in permanent above-grade fills shall be avoided and minimized to the maximum extent practicable. When such an above-grade fill would occur, the applicant may need to obtain approval from the Illinois

Department of Natural Resources, Office of Water Resources, (IDNR-OWR) which regulates activities affecting the floodway and the local governing agency (e.g., Village or County) with jurisdiction over activities in the floodplain. Compensatory storage may be required for fill within the floodplain. Applicants are encouraged to obtain information from the IDNR-OWR and the local governing agency with jurisdiction at the earliest stages of project planning. For information on floodway construction, contact:

IDNR/OWR
2050 Stearns Road
Bartlett, IL 60103
(847) 608-3100
<http://dnr.state.il.us/owr/>

For information on floodplain construction, please contact the local government and/or the Federal Emergency Management Agency. Pursuant to 33 CFR 320.4(j), the District will consider the likelihood of the applicant obtaining approval for above-ground permanent fills in floodplains in determining whether to issue authorization under the RPP.

7. Navigation - No activity may cause more than a minimal adverse effect on navigation. Any safety lights and signals prescribed by the U.S. Coast Guard, through regulations or otherwise, must be installed and maintained at the permittee's expense on authorized facilities in navigable waters of the United States. The permittee understands and agrees that, if future operations by the United States require the removal, relocation, or other alteration, of the structure or work herein authorized, or if, in the opinion of the Secretary of the Army or his authorized representative, said structure or work shall cause unreasonable obstruction to the free navigation of the navigable waters, the permittee will be required, upon due notice from the Corps of Engineers, to remove, relocate, or alter the structural work or obstructions caused thereby, without expense to the United States. No claim shall be made against the United States on account of any such removal or alteration.
8. Proper Maintenance - Any authorized structure or fill shall be properly maintained, including that necessary to ensure public safety.
9. Aquatic Life Movements - No activity may substantially disrupt the movement of those species of aquatic life indigenous to the waterbody, including species that normally migrate through the area, unless the activity's primary purpose is to impound water.
10. Equipment - Soil disturbance and compaction shall be minimized through the use of matting for heavy equipment, low ground pressure equipment, or other measures as approved by the District.
11. Wild and Scenic Rivers - No activity may occur in a component of the National Wild and Scenic River System or in a river officially designated by Congress as a "study river" for possible inclusion in the system, while the river is in an official study status. Information on Wild and Scenic Rivers may be obtained from the appropriate land management agency in the area, such as the National Park Service and the U.S. Forest Service.
12. Tribal Rights - No activity or its operation may impair reserved tribal rights, such as reserved water rights, treaty fishing and hunting rights.
13. Water Supply Intakes - No discharge of dredged or fill material may occur in the proximity of a public water supply intake except where the discharge is for repair of the public water supply intake structures or adjacent bank stabilization.
14. Shellfish Production - No discharge of dredged or fill material may occur in areas of concentrated shellfish production.
15. Suitable Material - No discharge of dredged or fill material may consist of unsuitable material and material discharged shall be free from toxic pollutants in toxic amounts (see Section 307 of the Clean Water Act). Unsuitable material includes trash, debris, car bodies, asphalt, and creosote treated wood.
16. Spawning Areas - Discharges in spawning areas during spawning seasons shall be avoided to the maximum extent practicable.
17. Obstruction of High Flows - Discharges shall not permanently restrict or impede the passage of normal or expected high flows. All crossings shall be culverted, bridged or otherwise designed to prevent the restriction of expected high water flows, and shall be designed so as not to impede low water flows or the movement of aquatic organisms.
18. Impacts From Impoundments - If the discharge creates an impoundment of water, adverse impacts on aquatic resources caused by the accelerated passage of water and/or the restriction of its flow shall be avoided to the maximum extent practicable.
19. Waterfowl Breeding Areas - Discharges into breeding areas for migratory waterfowl shall be avoided to the maximum extent practicable.
20. Removal of Temporary Fills - Any temporary fill material shall be removed in its entirety and the affected area returned to its pre-existing condition.
21. Mitigation - All appropriate and practicable steps must first be taken to avoid and minimize impacts to aquatic resources. For unavoidable impacts, compensatory mitigation is required to replace the loss of wetland, stream, and/or other aquatic resource functions (33 CFR 332). The proposed compensatory mitigation shall utilize a watershed approach and fully consider the ecological needs of the watershed. Where an appropriate watershed plan is available, mitigation site selection should consider recommendations in the plan. The applicant shall describe in detail how the mitigation site was chosen and will be developed, based on the specific

resource need of the impacted watershed. Permit applicants are responsible for proposing an appropriate compensatory mitigation option to offset unavoidable impacts. However, the District is responsible for determining the appropriate form and amount of compensatory mitigation required when evaluating compensatory mitigation options, and determining the type of mitigation that would be environmentally preferable. In making this determination, the District will assess the likelihood for ecological success and sustainability, the location of the compensation site relative to the impact site and their significance within the watershed. Methods of providing compensatory mitigation include aquatic resource restoration, establishment, enhancement, and in certain circumstances, preservation. Compensatory mitigation will be accomplished by establishing a minimum ratio of 1.5 acres of mitigation for every 1.0 acre of impact to waters of the U.S. Furthermore, the District has the discretion to require additional mitigation to ensure that the impacts are no more than minimal. Further information is available at www.lrc.usace.army.mil/Missions/Regulatory/Illinois/Mitigation.aspx

22. Notification - The applicant shall provide written notification (i.e., a complete application) for a proposed activity to be authorized under the RPP prior to commencing a proposed activity. The District's receipt of the complete application is the date when the District receives all required notification information from the applicant (see below). If the District informs the applicant within 60 calendar days that the notification is incomplete (i.e., not a complete application), the applicant shall submit to the District, in writing, the requested information to be considered for review under the Regional Permit Program. A new 60 day review period will commence when the District receives the requested information. Applications that involve unauthorized activities that are completed or partially completed by the applicant are not subject to the 60-day review period.

For all activities, notification shall include:

- a. A cover letter providing a detailed narrative of the proposed activity describing all work to be performed, a clear project purpose and need statement, the Regional Permit(s) to be used for the activity, the area (in acres) of waters of the U.S. to be impacted (be sure to specify if the impact is permanent or temporary, and identify which area it affects), and a statement that the terms and conditions of the RPP will be followed.
- b. A completed joint application form for Illinois signed by the applicant or agent. The application form is available at www.lrc.usace.army.mil/Portals/36/docs/regulatory/forms/appform.pdf. If the applicant does not sign the joint application form, notification shall include a signed, written statement from the applicant designating the agent as their representative.
- c. A delineation of waters of the U.S., including wetlands, for the project area, and for areas adjacent to the project site (off-site wetlands shall be identified through the use of reference materials including review of local wetland inventories, soil surveys and the most recent available aerial photography), shall be prepared in accordance with the current U.S. Army Corps of Engineers methodology (www.usace.army.mil/Missions/CivilWorks/RegulatoryProgramandPermits/reg_supp.aspx) and generally conducted during the growing season.* Our wetland delineation standards are available at www.lrc.usace.army.mil/Portals/36/docs/regulatory/pdf/Delineations.pdf. For sites supporting wetlands, the delineation shall include a Floristic Quality Assessment (Swink and Wilhelm. 1994, latest edition, Plants of the Chicago Region). The delineation shall also include information on the occurrence of any high-quality aquatic resources (see Appendix A), and a listing of waterfowl, reptile and amphibian species observed while at the project area. The District reserves the right to exercise judgment when reviewing submitted wetland delineations. Flexibility of the requirements may be determined by the District on a case-by-case basis only.
- d. A street map showing the location of the project area.
- e. Latitude and longitude for the project in decimal degrees format (i.e. 41.88377N, -87.63960W).
- f. Preliminary engineering drawings sized 11" by 17" (full-sized may be requested by the project manager and you may also submit plans in PDF format on a disc) showing all aspects of the proposed activity and the location of waters of the U.S. to be impacted and not impacted. The plans shall include grading contours, proposed and existing structures such as buildings footprints, roadways, road crossings, stormwater management facilities, utilities, construction access areas and details of water conveyance structures. The plans shall also depict buffer areas, outlots or open space designations, best management practices, deed restricted areas and restoration areas, if required under the specific RP.
- g. Submittal of soil erosion and sediment control (SESC) plans that identify all SESC measures to be utilized during construction of the project.
- h. The application packet shall indicate whether resources (species, their suitable habitats, or critical habitat) listed or designated under the Endangered Species Act of 1973, as amended, may be present within areas affected (directly or indirectly) by the proposed project. Applicants shall provide a section 7 species list for the action area using the on-line process at the USFWS website. You can access "U.S. Fish and Wildlife Service Endangered Species Program of the Upper Midwest" website at www.fws.gov/midwest/Endangered. Click on the section 7 Technical Assistance green shaded box in the lower right portion of the screen and follow the instructions to completion. Print all documentation pertaining to the species list, include the rationale for your effects determination for each species, and forward the information to this office for review.

* If a wetland delineation is conducted outside of the growing season, the District will determine on a case-by-case basis whether sufficient evidence is available to make an accurate determination. If the District finds that the delineation lacks sufficient evidence, the application will not be considered complete until the information is provided. This may involve re-delineating the project site during the growing season.

In the event there are no species, their suitable habitats, or critical habitat, then a “no effect” determination can be made and section 7 consultation is not warranted. If species or critical habitat appear on the list, or suitable habitat is present within the action area, then a biological assessment or biological evaluation will need to be completed to determine if the proposed action will have “no effect” or “may effect” on the species or suitable habitat. The District will request initiation of section 7 consultation with the USFWS upon agreement with the applicant on the effect determinations in the biological assessment or biological evaluation. If the issues are not resolved, the analysis of the situation is complicated, or impacts to listed species or critical habitat are found to be greater than minimal, the District will consider reviewing the project under the Individual Permit process.

- i. A determination of the presence or absence of any State threatened or endangered species. Please contact the Illinois Department of Natural Resources (IDNR) to determine if any State threatened and endangered species could be in the project area. You can access the IDNR’s Ecological Compliance Assessment Tool (EcoCAT) at the following website: <http://dnrecocat.state.il.us/ecopublic/>. Once you complete the EcoCAT and consultation process, forward all resulting information to this office for consideration. The report shall also include recommended methods as required by the IDNR for minimizing potential adverse effects of the project.
- j. A statement about the knowledge of the presence or absence of Historic Properties, which includes properties listed, or properties eligible to be listed in the National Register of Historic Places. A letter from the Illinois Historic Preservation Agency (IHPA) can be obtained indicating whether your project is in compliance with Section 106 of the National Historic Preservation Act of 1966, as amended. The permittee shall provide all pertinent correspondence with the IHPA documenting compliance. The IHPA has a checklist of documentation required for their review located here: www.illinoishistory.gov/PS/rcdocument.htm.
- k. Where an appropriate watershed plan is available, the applicant shall address in writing how the proposed activity is aligned with the relevant water quality, hydrologic, and aquatic resource protection recommendations in the watershed plan.
- l. A discussion of measures taken to avoid and/or minimize impacts to aquatic resources on the project site.
- m. A compensatory mitigation plan for all impacts to waters of the U.S. (if compensatory mitigation is required under the specific RP).
- n. A written narrative addressing all items listed under the specific RP.

For Category II activities, the District will provide an Agency Request for Comments (ARC) which describes the proposed activity. The ARC will be sent to the following agencies: United States Fish & Wildlife Service (USFWS), United States Environmental Protection Agency (USEPA), Illinois Department of Natural Resources (IDNR), Illinois Department of Natural Resources/Office of Water Resources (IDNR/OWR), Illinois Environmental Protection Agency (IEPA), Illinois Historic Preservation Agency (IHPA), Illinois Nature Preserves Commission (INPC) and U.S. Coast Guard (Section 10 activities only). Additional entities may also be notified as needed. These agencies have ten (10) calendar days from the date of the ARC to contact the District and either provide comments or request an extension not to exceed fifteen (15) calendar days. The District will fully consider agency comments received within the specified time frame. If the District determines the activity complies with the terms and conditions of the RPP and impacts on aquatic resources are minimal, the District will notify the applicant in writing and include special conditions if deemed necessary. If the District determines that the impacts of the proposed activity are more than minimal, the District will notify the applicant that the project does not qualify for authorization under the RPP and instruct the applicant on the procedures to seek authorization under an Individual Permit.

23. Compliance Certification - Any permittee who has received authorization under the RPP from the District shall submit a signed certification regarding the completed work and any required mitigation. The certification will be forwarded by the District with the authorization letter and will include: a) a statement that the authorized work was done in accordance with the District’s authorization, including any general or specific conditions; b) a statement that any required mitigation was completed in accordance with the permit conditions and; c) the signature of the permittee certifying the completion of the work and mitigation.

24. Multiple use of Regional Permits - In any case where a Regional Permit is combined with any other Regional Permit to cover a single and complete project (except where prohibited under specific Regional Permits), the applicant shall notify the District in accordance with General Condition 22. If multiple Regional Permits are used, the total impact may not exceed the maximum allowed by the Regional Permit with the greatest impact threshold.

25. Other Restrictions - Authorization under the RPP does not obviate the need to obtain other Federal, State or local permits, approvals, or authorizations required by law nor does it grant any property rights or exclusive privileges, authorize any injury to the property or rights of others or authorize interference with any existing or proposed Federal project.

Approved by:

//ORIGINAL SIGNED//
Frederic A. Drummond, Jr.
Colonel, U.S. Army
District Commander

February 24, 2012
Date

Kane County Division of Transportation

Highway Permit **TA-2015-0272**

41W011 Burlington Road, St Charles, IL 60175
 Phone (630) 584-1171 Fax (630) 584-5239



PERMIT INFORMATION

Permit is NOT valid and NO WORK can begin until an issued date is added and Permittee & County Engineer signs last page.

Permit Number	TA-2015-0272	Issuance Date
Permit Type	Expiration Date	Comments
Detour	12/31/2016	Seavey Road Detour: Bliss Road, Main Street
Stormwater Drainage	12/31/2016	Seavey Road Bridge over Lake Run Creek Bridge Rehabilitation Blackberry Township 12-04101-01-BR Project BROS-0089(175) Job No. C-91-365-13

DESCRIPTION OF PERMITTED IMPROVEMENTS

This work involves the bridge rehabilitation of the Seavey Road Bridge over Lake Run Creek (Structure 045-3320), located approximately 0.85 miles east of Bliss Road in unincorporated Blackberry Township. This permit is the authorization to conduct the work per the Kane County Stormwater Ordinance. The project consists of the removal and replacement of the bridge superstructure, minor grading and placement of riprap under the deck, widening of the roadway, guardrail replacement, and restoration of all disturbed areas.

Authorization is also provided for the temporary detour of Seavey Road using Bliss Road and Main Street during construction. This authorization is granted until 12-31-16 or until construction operations allow for Seavey Road to be re-opened to public traffic. In accordance with 625 ILCS 5/11-304 (Illinois Highway Code), this permit also serves as formal approval to place, erect, and maintain traffic control devices on Seavey Road.

The work listed above shall be conducted via the approved plans for the project, "Plans for Proposed Federal Aid Highway, T.R. 149 Seavey Road over Lake Run Creek Bridge Rehabilitation, Section 12-04101-01-BR, Project BROS-0089(175), Kane County, Job No. C-91-365-13", dated 9-15-15, prepared by Wills Burke Kelsey Associates, Ltd.

DEVELOPMENT INFORMATION

Development Name Seavey Road Bridge over Lake Run Creek
 Land Use
 Township
 Section
 Highway Name Seavey Rd
 Parcel Number - - -
 Construction Cost Estimate
 Work Order Number

Permittee	Name Rod Feece	Main Phone (630) 365-9109
	Company / Title Blackberry Township Road Dist	Secondary Phone () -
	Street Address 43W390 Main Street Road	Fax (630) 365-6568
	City/State/Zip Elburn IL 60119	Email roads@blackberrytwp.com

Traffic-Permit Dept. Contact	Name Kurt E. Nika P.E.	Main Phone (630) 406-7372
	Company / Title Chief of Traffic & Permitting	Secondary Phone (630) 816-9678
	Street Address 41W011 Burlington Road	Fax (630) 584-5239
	City/State/Zip St Charles IL 60175	Email nikakurt@co.kane.il.us

Engineer	Name John Witte	Main Phone (630) 443-7755
	Company / Title Wills Burke Kelsey Assoc.	Secondary Phone () -
	Street Address 116 W Main St Ste 201	Fax (630) 443-0533
	City/State/Zip St Charles IL 60174-1854	Email jwitte@wbengineering.com

Kane County Division of Transportation

Highway Permit **TA-2015-0272**



41W011 Burlington Road, St Charles, IL 60175
Phone (630) 584-1171 Fax (630) 584-5239

Definitions

The terms, wherever utilized in this Permit, shall have the same meaning as set forth in the DEFINITIONS section of KDOT-TPR unless otherwise set forth herein below:

- * Contractor - The Permittee or the agent(s) of the Permittee who will construct or assist in the construction of the improvement.
- * County Consultant - an individual or entity that possesses a Professional Engineer's License and provides professional advice and expertise on engineering matters to the County relative to the Permittee's Plans and construction of the improvement.
- * Improvement - the entire project including all work and material therefor as described in this permit and as contained and set forth in the approved Plans.
- * Signals - Electronic traffic control devices also referred to as: traffic lights, traffic control devices, stop and go lights or traffic control signals, intended for the regulation of vehicular and pedestrian traffic at an Intersection where such devices on different legs of the same intersection alternately direct traffic to stop and to proceed.
- * Standard Specifications of Road and Bridge Construction - the most recent edition of the Illinois Department of Transportation's manual by the same title.
- * Supplemental Specifications and Recurring Special Provisions - the most recent edition of the Illinois Department of Transportation's manual by the same title.
- * Throat - the area of a highway, access road, internal access road, leg of an Intersection, private

GENERAL REQUIREMENTS

- 1 This Permit is issued pursuant to the Kane County Division of Transportation - Permit Regulations and Access Control Regulations (KDOT-TPR) as may be amended which regulations are incorporated herein and made a part hereof. The provisions of this permit are provided for quick reference by the Permittee and are not intended to modify the provisions of KDOT-TPR unless otherwise specifically indicated herein.
- 2 Only this Permittee is authorized to perform work in the County highway right-of-way to construct the Improvements.
- 3 The County will not perform or financially participate in any work that may be a part of or arise from the Improvement.
- 4 The County Permit Department and/or Consultant shall oversee the Improvement in the interest of the County. The County and/or the Consultant are not responsible for coordinating the Permittee's materials consultant for testing on the Improvement. The Permittee will be responsible for the layout of the Improvement.
- 5 No work is authorized to start until all of the Pre-Construction Requirements as set forth herein have been met.
- 9 All disturbed areas of the highway right-of-way shall be restored to as good or better condition than before the work started.
- 10 Construction and other related activities allowed pursuant to this Permit shall not at any time or under any circumstances, create any hazard to the motoring public or other users of the County right of way.
- 11 The term, provisions, and conditions of this Permit shall apply to the successors or assigns of the Permittee. The Permittee shall not assign this permit.
- 12 Contractors must have a copy of this Permit at the job site for inspection by the County at all times.
- 14 The Permittee is responsible for any damages to any County owned facility or property whether personal or real. within the construction limits of the Improvement.
- 15 All work performed hereunder shall comply with the Kane County Stormwater Ordinance, latest edition.

Kane County Division of Transportation

Highway Permit **TA-2015-0272**



41W011 Burlington Road, St Charles, IL 60175
Phone (630) 584-1171 Fax (630) 584-5239

- 16 All debris placed or tracked in or on the County Highway right-of-way shall be removed immediately and properly disposed of by the Permittee.
- 17 All workers within the right-of-way of a County Highway are required to wear high-visibility safety apparel (ANSI Class 2 or 3) per FHWA 23 CFR Part 634.

PRE-CONSTRUCTION REQUIREMENTS

- 3 Prior to commencing any work on the Improvement, the Permittee shall submit required certificates of insurance from the Permittee, the Contractor, and any sub-contractors.
- 5 The Permittee shall submit and the County shall receive a list of 24-hour contact numbers for all Permittee Contractors, sub-contractors and traffic control maintenance contractor.

TRAFFIC CONTROL REQUIREMENTS

- 2 The Permittee shall be responsible for providing traffic control during construction of the Improvement. Traffic control shall be in accordance with the IDOT and KDOT standards and the MUTCD for highway construction, and the Plans.
- 4 The County shall limit Permittee activities in the right-of-way if it is determined that such limitations are necessary to ensure the efficiency of vehicular traffic and the safety of the motoring public.
- 5 The County reserves the right to control the operation and movement of vehicular traffic affected by the Improvement or this Permit including future changes in operation and traffic movements needed because of improvements to or changing conditions of the County Highway.
- 7 All TTC signs shall be installed on permanent, in-ground mounted posts. Two posts per sign.
- 8 All TTC signs shall be equipped with flashing warning lights to call attention to the advance warning signs.

REQUIREMENTS FOR CONSTRUCTION ACTIVITY

- 1 No equipment (i.e. trenchers, backhoes, etc.) is authorized to operate on the pavement of the highway and shall be operated outside the shoulders of the highway unless pre-approved by the County.
- 2 No excavated and/or backfill material shall be stockpiled on the highway or the shoulder of the highway.
- 3 All disturbed areas in or adjacent to the right-of-way shall be properly barricaded overnight, on weekends, and on days when no work is being performed. Barricades shall be erected and in conformance of IDOT standards at all times.
- 4 Unprotected open trenches are not allowed.
- 5 The Permittee shall be responsible for any revisions needed to accommodate construction due to unforeseen field conditions, highway maintenance, or safety problems that become apparent during construction of the Improvements.
- 6 The Permittee shall receive approval from the County for any and all field changes needed prior to implementation thereof.
- 7 Pavement saw cutting shall be required of the highway pavement or other facilities when damage thereto results from Permittee activities, said cutting in the case of widening shall be along the edge of pavement, or as directed by the County.
- 8 The Permittee is responsible, during construction of the Improvement for maintenance and upkeep of the County right-of-way, any highway pavement, and the Improvement, and other appurtenances as deemed necessary by the County. This includes, but is not limited to, removal of mud and debris from highway surface, and the maintenance of drainage systems and turf areas.
- 9 The Permittee shall be responsible for the provision and maintenance of soil erosion and sedimentation control devices as provided in the Plans.
- 10 The Improvement and work activities required to construct the Improvements shall not interfere with natural drainage of the highway and/or the right-of-way.

Kane County Division of Transportation

Highway Permit **TA-2015-0272**

41W011 Burlington Road, St Charles, IL 60175
Phone (630) 584-1171 Fax (630) 584-5239



- 11 The Improvement and work activities required to construct the Improvements shall not interfere with other area highway construction or maintenance projects.
- 12 Trees or shrubbery shall not be removed, cut, trimmed, or disturbed within the highway right-of-way without the prior approval of the County.
- 16 The County shall suspend construction activities and require a winterization plan, as determined by the County, if pavement improvements cannot be completed by November 15th. The winterization plan shall require: (a.) Pavement marking with water borne or modified urethane paint. (b.) Road surface shall be smooth with feathering of pavement at ends of the project. (c.) Road signage as required by the County on permanent posts. (d.) Shoulders shall be compacted and level with the roadway pavement. (e.) Erosion control shall be put in place. (f.) Monitoring of pavement and shoulder conditions every two weeks, or after a snow removal operation. Winterization may require additional pavement markings or other remedial work as required by the County to insure the safety of the motoring public.
- 17 The Permittee is responsible for any required signs associated with the safe travel of the motoring public through the Improvement construction zone.

SPECIAL

- 1 No Charge Permit, Improvement is by Public Entity.
- 8 Loading or unloading of equipment or supplies will not be allowed in the County Highway right-of-way.
- 9 No equipment will be allowed to park along the County Highway right-of-way that will block or hinder traffic or vehicle sight lines. No overnight parking will be allowed on the right of way.

ENFORCEMENT AND SECURITY

- 1 The Permittee shall pay any vehicular damage claims that the County deems to be caused by a failure of the Permittee to follow the requirements of the PAVING REQUIREMENTS section of this Permit. The County shall cause payment of the claim plus processing costs to be made from the letter of credit for this Permit if the Permittee fails to pay the claim as directed by the County. The County Engineer shall have the final decision on any claim against the Contractor, subcontractor or the Permittee for non-compliance.
- 3 Violation of any requirement or condition of this Permit may result in the suspension or revocation of the Permit.
- 4 The County has the right to suspend this Permit without prior notice if any of its requirements or conditions are not followed.
- 5 The County has the right to suspend this Permit due to a lack of progress on the Improvement.
- 7 The Permittee shall not perform any work or participate in any activity within the right-of-way that is beyond the scope of this Permit.

MAINTENANCE & RELOCATION RESPONSIBILITIES

- 1 After completion and acceptance of these Improvements by the County, the County shall maintain, in accordance with its normal maintenance policies, the drainage system, (including ditches), pavement widening including turning lanes, pavement markings and traffic control devices, curb and/or gutters, shoulders and turf areas located within the right-of-way of the County highway.
- 4 The County does not allow without a permit, alteration work in the highway right-of-way after the acceptance of the Improvement by the County.

CLAIMS, LIEN & LIABILITY

Kane County Division of Transportation

Highway Permit **TA-2015-0272**

41W011 Burlington Road, St Charles, IL 60175
Phone (630) 584-1171 Fax (630) 584-5239



- 1 The Permittee, its heirs, its successors, grantees and assigns, covenants and agrees that it will not let or permit or suffer any lien to be put, placed upon, arise or accrue against the right-of-way or funds of the County in favor of any person or persons, individual or corporate, furnishing labor or material in any work contemplated herein. Permittee, its heirs, its successors, grantees and assigns, further covenants and agrees to hold said right-of-way and/or funds of the County free from any and all liens, or rights or claims of lien which might arise or accrue under or be based upon any Mechanic's Lien Law of the State of Illinois either now in force or to be enacted. All contracts and agreements that may be made by Permittee or Permittee's contractor relating to any work herein proposed shall expressly state that the interest and reversion of the County in and to said right-of-way or funds shall be wholly free from and not subject to any lien or claim of any contractor, subcontractor, mechanic, material man or laborer whether passed upon any law, regulation of the State of Illinois, or any other authority, now in force or hereafter to be enacted, and Permittee or Permittee's contractor also agrees and covenants that it will not enter into any contract for such work which shall not in express terms contain the aforesaid provisions. The County does not allow without a permit, alteration work in the highway right-of-way after the acceptance of the Improvements
- 2 This Permit is effective only insofar as the rights of the County in the right-of-way or property or to the extent that the County has jurisdiction over the right-of-way or property and does not presume to grant any consent or privilege over any right-of-way, property or any part of any right of way or property which may be under the control or ownership of some other entity, individual or jurisdictional body nor to release Permittee from compliance with the provisions of any standards, regulations, Ordinances, laws and/or statutes relating to such construction. It is the sole responsibility of the Permittee to ensure that all other necessary permissions, licenses and easements have been obtained from any other property owners prior to the commencement of the work described in this Permit.
- 3 The Permittee and all persons involved in the construction and other related activities of this Permit shall pay all damages, judgments, costs and expenses, including attorney fees and court costs in connection with or resulting from the construction and other related activities of this permit regardless of any limitations of insurance coverage.
- 4 The Permittee shall be responsible for the repair of any damage to highway facilities and/or facilities of others located within the County Highway right-of-way caused by the construction of this permit or Improvements to the property served by this Permit. This includes, but is not limited to, the highway pavement, shoulders, ditch lines and signage.
- 5 To the fullest extent permitted by law, the Permittee and any all persons involved in the construction and other related activities of this Permit shall indemnify and hold harmless the COUNTY, and its officials, directors, officers, agents, and employees from and against any and all claims, damages, losses, and expenses, including but not limited to court costs and attorney's fees, arising out of or resulting from performance of the work to construct, repair or maintain the improvement, provided that such claim, loss or expense is attributable to bodily injury, sickness, disease or death, or to injury to or destruction of property, including loss of use resulting therefrom, to the extent caused in whole or in part by negligent acts or omissions of the CONSULTANT, a sub-consultant, anyone directly or indirectly employed by them or anyone for whose acts they may be liable. Such obligation shall not be construed to negate, abridge or reduce other rights or obligations of indemnity, which would otherwise exist as to a party or person described in this paragraph. In claims against the COUNTY and its officials, directors, officers, agents, and employees by an employee of the Permittee, a sub-contractor, anyone directly or indirectly employed by them or anyone for whose acts they may be liable, the indemnification obligation under this paragraph shall not be limited by a limitation on the amount or type of damages, compensation or benefits payable by or for the Permittee or a sub-contractor under worker's or workmen's compensation acts, disability benefit acts or other employee benefit acts.
- 6 Nothing contained herein shall be construed as prohibiting the COUNTY, its officials, directors, officers, agents, and employees, from defending through the selection and use of their own agents, attorneys and experts, to defend any claims, actions or suits brought against them.
- 7 If any errors, omissions, intentional or negligent acts are made by the Permittee or sub-contractor in any phase of the Improvement, the correction of which requires additional field or office work, the Permittee shall be required to perform such additional work as may be necessary to remedy same without undue delay and without charge to or cost of the COUNTY.
- 8 Acceptance or approval (as the case may be) of the improvement by the COUNTY will not relieve the Permittee of the responsibility for the quality of the work, nor of the Permittee's liability for loss or damage to property or persons resulting therefrom.

UTILITY PERMIT PROVISIONS

- 1 Any traffic control shall meet or exceed IDOT Standards.
- 2 48 hours notice to KDOT is required before beginning work. 630-584-1171 Monday thru Friday 7:30 a.m. to 4:30 p.m.
- 3 NO OPEN CUT of any County Highway or other paved surface within the right-of-way, without written permission from Kane County Division of Transportation.
- 7 It is the responsibility of the Permittee to insure their sub-contractors adhere to all regulations and policies.

Kane County Division of Transportation

Highway Permit **TA-2015-0272**

41W011 Burlington Road, St Charles, IL 60175
Phone (630) 584-1171 Fax (630) 584-5239



- 12 The permittee is responsible for locating all underground utility facilities within County right-of-way as required by the County .
- 14 All Improvement work in Kane County must have the proper approval from all local governmental agencies, i.e.: Federal, State, County, Municipality or Township.

DETOUR

- 2 Permittee shall obtain all additional permits, from any unit of local government, which may be required prior to commencement of the demolition.
- 3 Permittee shall defend, indemnify and save harmless the County of Kane, its officers, employees, agents, successors and assigns from all claims, damages, litigation or liability asserted against them or against any of them, including any and all costs, and all attorneys fees incidental thereto, on account of any property damage, or on account of any injury or death to any person or persons whomsoever, caused by or to the Permittee, the Permittee's invitees, or by their use of Kane County. If the permit extends to a location owned by an entity other than the County of Kane, the protections afforded under this paragraph and the insurance provisions of Paragraph 4 shall also apply to the owner.
- 6 Permittee shall supply sufficient personnel to supervise and to provide proper traffic control to insure the safety of all persons using the County of Kane. Permittee shall also provide sufficient temporary signing to insure safe and orderly use of the County of Kane and the signing shall be removed within 24 hours of the expiration of this permit. NO PAINT on pavement is allowed for marking routes.
- 7 Permittee shall not allow any employees to block, obstruct, or hinder normal passage of traffic along the county highways.
- 8 Permittee shall at the conclusion of the detour make sure all detour signs are removed from the county right-of-way.
- 9 This permit may be revoked, modified, or canceled at any time by the Kane County Engineer or his duly authorized representative.
- 10 Permittee shall notify the Kane County Division of Transportation of any changes or modifications to the conditions upon which this permit was granted.
- 11 The Permittee shall not perform any work or participate in any activity that is beyond the scope of this permit.
- 12 The Permittee shall be responsible for all damages to the County of Kane, arising out of actions caused by the Permittee, during the terms of this permit.
- 13 The Permittee shall comply with all local, state and federal rules and regulations for this permit.
- 14 Violations of any conditions of this permit by the Permittee may result in immediate revocation of the permit, and will be taken into consideration by Kane County in the decision to issue future permits. The county reserves the right to enforce any further penalties or claims, which would otherwise be available to it.

STORMWATER

- 1 This permit is effective only insofar as the County has jurisdiction and does not presume to grant any consent or privilege over any part of any road which may be under the control of some other jurisdictional body or to release Permittee from compliance with the provisions of any laws or statutes relating to such construction.
- 2 This permit does not include authorization from any other Kane County Department or Division. No guarantee for the construction of the permitted improvements is granted based on this permit alone. Additional permits or authorizations from other local agencies may be required.
- 3 This permit does not relieve the Permittee of the responsibility to obtain federal and/or state authorizations required for the construction of the permitted activity. If the Permittee is required by law to obtain approval from any federal or state agency to do the work, this permit is not effective until federal or state approval.
- 4 Contractors must have a copy of this permit at the job site for inspection at all times.
- 5 All work performed shall comply with the Kane County Stormwater Ordinance (the "Ordinance"), latest edition.
- 6 The site is to be stabilized as soon as possible during the construction process. All disturbed area shall be stabilized within 14 days of final grading or when left idle for more than seven days.
- 7 This permit does not release the Permittee from liability for damage to persons or property resulting from the work covered by this permit, and does not authorize any damage to private property or invasion of private rights.
- 8 The Division in issuing this permit has relied upon the statements and representations made by the Permittee. If any statement or representation made by the Permittee is false, the Division may revoke the permit and all rights of the Permittee under the permit are void.

Kane County Division of Transportation

Highway Permit **TA-2015-0272**

41W011 Burlington Road, St Charles, IL 60175
 Phone (630) 584-1171 Fax (630) 584-5239



- 9 This permit is valid until the expiration date. Refer to § 501 of the Ordinance for renewal options.
- 10 The Permittee is responsible to ensure all erosion control measures shall be installed in accordance with Article 3 "Erosion and Sediment Control (NRCS)" of the Ordinance and with the plan specifications as listed on the site improvement plans. All disturbed areas in the highway right-of-way shall be restored to as good or better condition than before the work started.
- 11 The improvement and work activities required to construct the improvements shall not interfere with natural drainage of the highway and/or right-of-way.
- 12 All unmapped subsurface drainage tiles encountered during construction shall be evaluated and routed in a proper manner to insure the drainage system continues to function as intended. Refer to § 202(d) of the Ordinance and Section 19-34 (2)(b)(9)(c) of the Kane County Subdivision Regulations for additional details. The County shall not be liable for any damages, including crop damage, due to any act or failure to act of the Permittee associated with the requirements of this paragraph and the Permittee further hereby indemnifies and holds the County harmless regarding the same. Tiles which are encountered during construction that are not shown on the plans or shown incorrectly on the plans will be correctly shown on the record set of drawings.
- 13 The proposed development may not impede flow through the site. No fill material shall be placed within any overland flood route, floodplain or existing depression area.
- 14 The previous mentioned conditions do not preclude additional improvements or further reviews that may be necessary based on conditions found in the field during construction. Any discrepancies from approved plans will need prior KDOT approval in writing. Record drawings or a final grading survey shall be submitted prior to final inspection for review of the constructed improvements.
- 15 [Only for permits in the floodplain...] A Certificate of Elevation must be submitted to the Division of Transportation prior to scheduling a final inspection. At the Division's discretion, the Certificate of Elevation may need to be recorded.

Permit Number: TA-2015-0272
 Total Fees: \$0.00

THE UNDERSIGNED PERMITTEE / APPLICANT AGREES TO FOLLOW ALL REQUIREMENTS OF THIS PERMIT AND THE KANE COUNTY ACCESS CONTROL REGULATIONS, (KDOT-TPR)

All Permittee signatures not signed and witnessed in the offices of Kane County Division of Transportation office must be NOTARIZED before the County will accept and issue the Permit.

_____ <i>Permittee or Authorized Representative (Print)</i>	_____ <i>Signature</i>	_____ <i>Date</i>
_____ <i>Co-Permittee or Authorized Representative (Print)</i>	_____ <i>Signature</i>	_____ <i>Date</i>
_____ <i>Authorized Municipal Officer (Print)</i>	_____ <i>Signature</i>	_____ <i>Date</i>
Kurt E. Nika, P.E. _____ <i>Approved by Chief of Permitting (Print)</i>	_____ <i>Signature - Not Required</i>	_____ <i>Date</i>
Carl Schoedel, P.E. County Engineer _____ <i>Authorized County Officer (Print)</i>	_____ <i>Signature</i>	_____ <i>Date</i>

Kane – DuPage Soil & Water Conservation District



November 12, 2015

Natalie Paver
Wills Burke Kelsey Associates Ltd.
116 West Main Street, Suite 201
St. Charles, IL 60174

Corps Number: LRC 2014 00 815
KDSWCD File: 15e059
Final Plan Set Dated: 9/24/2015
KDSWCD Approved: 11/12/2015

Dear Ms. Paver:

I received your revised soil erosion and sedimentation control plan submittal for the Seavey Road over Lake Run Creek project located in Sugar Grove, Illinois. Thank you for incorporating our comments into the plan, it will improve the quality of protection for the natural resources, both on and off site. This letter and a set of stamped plans located at the construction office on site, will serve to certify that the erosion and sediment control plans meet Technical Standards.

I will visit the site several times during the course of construction to assess compliance with the specifications and will be glad to address specific issues that may arise during the course of construction.

Sincerely,

A handwritten signature in cursive script, appearing to read "Candice Jacobs". The signature is fluid and somewhat stylized, with the first and last names being the most prominent.

Candice Jacobs, CPESC
Resource Conservationist
Kane-DuPage Soil and Water Conservation District

ECC: Kim Kubiak, USACE

July 18, 2014

L - 81,315

STRUCTURE GEOTECHNICAL REPORT
PROPOSED BRIDGE REPLACEMENT
SEAVEY ROAD OVER LAKE RUN CREEK
KANE COUNTY, ILLINOIS

IDOT S.N. 045-3320 (EXISTING)

PREPARED FOR:
WILLS BURKE KELSEY ASSOCIATES, LTD.
116 WEST MAIN STREET
ST. CHARLES, ILLINOIS 60174

PREPARED BY:
TESTING SERVICE CORPORATION
457 EAST GUNDERSEN DRIVE
CAROL STREAM, ILLINOIS 60188
(630) 653-3920

July 18, 2014

L - 81,315

STRUCTURE GEOTECHNICAL REPORT
PROPOSED BRIDGE REPLACEMENT
SEAVEY ROAD OVER LAKE RUN CREEK
KANE COUNTY, ILLINOIS

1.0 INTRODUCTION

This report presents results of a subsurface investigation performed for the proposed Seavey Road bridge replacement over Lake Run Creek in Kane County, Illinois. These geotechnical engineering services have been provided in accordance with TSC Proposal No. 50,251A revised February 11, 2013 and the Agreement between Wills Burke Kelsey Associates, Ltd. and TSC.

The existing Seavey Road bridge over Lake Run Creek (S.N. 045-3320) is located approximately $\frac{3}{4}$ mile east of Bliss Road (County Highway 78), also lying about 2 miles north of Illinois Tollway 88. The single-span precast prestressed bridge structure was constructed in 1981. It accommodates two lanes of traffic with narrow shoulders. The bridge has a length of 54'-4" back-to-back of abutments and width of 27' (out to out). The bridge abutments are skewed at a 13 degree angle.

The new bridge structure will likely have a length and width similar to the existing bridge. The new abutments are to likely be supported on pile foundations. Roadway reconstruction is also planned for this project. The limits of the roadway reconstruction will extend approximately 800 lf east and west of the bridge structure.



2.0 SITE DESCRIPTION AND GEOLOGY

The project site is located in south-central Kane County just outside the city limits of North Aurora. Seavey Road lies in the Southwest $\frac{1}{4}$ of Section 25 and Southeast $\frac{1}{4}$ of Section 26 in Blackberry Township (T 39 N, R 7 E). Seavey Road crosses Lake Run Creek approximately $\frac{3}{4}$ mile east of Bliss Road (County Highway 78). The existing roadway and bridge accommodate two lanes of traffic generally trending east and west.

According to the Illinois State Geological Survey the proposed bridge structure is not located over any mapped mines. Geologically, the project site lies within the Elburn Complex which was formed during the Wisconsin Episode from about 24,000 to 17,500 years ago. As glacial ice from the Lake Michigan Lobe advanced and retreated several times, deposits from the stagnating ice formed an array of landforms throughout the Elburn Complex. These include kames, kettles, eskers and small depressions.

In the vicinity of the study area the surficial deposits consist of a thin mantle of sandy clay diamicton mapped as the Yorkville and Batestown Members of the Lemont Formation. Post glacial sediments assigned to the Cahokia Formation consist of Organic Clay, Peat and Sand deposited along flood plains of streams and in depressions. Underlying the Lemont Formation is a thick layer of Sand and Gravel of the Henry Formation deposited as glacial outwash in bedrock valleys. Bedrock of Silurian age is estimated to be overlain by about 75 feet of feet of overburden in the site vicinity.

Included in the Appendix is the Pedological Soil Map for the site as prepared by the Natural Resources Conservation Service. A review of this map indicates that the immediate vicinity of the Seavey Road bridge over the Lake Run Creek contains the following soil classifications:

- 103A Houghton Muck, 0 to 2 percent slopes
- 149A Brenton Silt Loam, 0 to 2 percent slopes
- 223B Varna Silt Loam, 2 to 4 percent slopes
- 223C2 Varna Silt Loam, 4 to 6 percent slopes
- 3076A Otter Silt Loam, 0 to 2 percent slopes



The Natural Resources Conservation Service rates these soils as Poor road fill material with a "very limited" rating for local roads and streets due to wetness, low strength, frost action and shrink/swell tendencies. Muck type deposits also mapped along Seavey Road near Lake Run Creek are considered unsuitable for road fill.

3.0 PRECIPITATION SUMMARY

The soil borings for this project were drilled in April and May 2014. Observations regarding precipitation during the six months preceding our field work are summarized in the following table. These observations were obtained from the Aurora weather station located approximately 6.5 miles southeast of the project site.

Precipitation Data (in inches)		
Month	Total (inches)	Departure From Normal
October, 2013	3.3	+0.2
November, 2013	3.8	+0.5
December, 2013	1.3	-1.0
January, 2014	1.9	+0.2
February, 2014	2.2	+0.4
March, 2014	1.5	-1.0
April, 2014	3.2	-0.4

Based on the above data, it is anticipated that groundwater levels and soil moisture were probably below normal seasonal conditions due to lower than normal precipitation during the 2 months prior to drilling.

4.0 SUMMARY OF WORK PERFORMED

A total of two (2) structure borings were drilled for the new Seavey Road bridge structure over Lake Run Creek. Structure Borings 1 and 2 were extended to a depth of 56 and 62.5 feet before auger refusal was met. Scour Boring SC-1 was extended to a depth of 20 feet, located on the south side of



the road and east of the creek. Also included were six (6) subgrade Borings (B- 1 thru 6) extending to a depth of 10 feet. They were located east and west of the bridge structure and spaced approximately 300' apart. Two (2) pavement cores (C-2 & C-2) were also obtained east and west of the bridge, with two (2) bridge deck cores (DC-1 & DC-2) taken for asbestos testing. Reference is made to the appended Location Plan showing the specific boring and core locations.

Two-inch diameter bridge deck cores were obtained at two (2) locations using an electric drill and core barrel with impregnated diamond matrix cutting bits. The core samples were sent to TEM Incorporated in Glen Ellyn, Illinois (NVLAP Lab ID 101130-0) for asbestos testing. Appended to this report is a copy of their test results.

The pavement cores were obtained using a 4" diameter core barrel with an impregnated diamond matrix bit. Granular base course materials were hand-augered at the core locations to determine their thickness, with split-spoon samples then taken of the upper subgrade to a depth of approximately 3 feet below the top of pavement. The core holes were immediately backfilled and patched to preclude possible hazards to the public.

The pavement cores and aggregate samples were examined and described by a construction materials technician in the laboratory. These detailed observations are shown on the attached sheet titled "Pavement Core Results". Bituminous layers are listed individually, including average thickness and condition comments. Total asphalt and base course thicknesses are also given, rounded to the nearest ¼" and 1", respectively.

The borings were drilled and samples tested in accordance with currently recommended American Society for Testing and Materials specifications. The roadway borings and scour borings were sampled continuously to 7½ feet below existing grade and at no greater than 2½-foot intervals thereafter. The structure borings were sampled at 2½-foot intervals to a depth of 30 feet and at no greater than 5-foot intervals thereafter. Soil sampling was performed in conjunction with the Standard Penetration Test, for which driving resistance to a 2" split-spoon sampler (in blows per 6" interval) provides an indication of the relative density of granular materials and consistency of cohesive soils. It should be noted that the SPT samples were obtained using an automatic hammer which has relatively high energy.



All soil samples were examined in the laboratory to verify field descriptions and to classify them in accordance with the AASHTO and/or Unified Soil Classification System as well as the Illinois Department of Transportation Classification Chart. Laboratory testing included moisture content determinations for all cohesive and intermediate (silt or loamy) soil types. An estimate of unconfined compressive strength was obtained for all inorganic native clay soils using a calibrated pocket penetrometer, with actual measurements of unconfined compressive strength being performed for the structure borings by Rimac methods. Water level readings were taken during and following completion of drilling operations, with the boreholes immediately backfilled so as to not to pose a hazard to the public.

For classification purposes and to verify field identifications, two (2) Atterberg limit tests and four (4) grain-size analyzes were performed on representative soil samples. Additionally, three (3) samples were tested for organic content. Results of these tests are summarized on Soil Test Data Sheets which are included in the Appendix.

Reference is made to the boring logs in the Appendix of this report which indicate subsurface stratigraphy and soil descriptions, results of field and laboratory tests, as well as water level observations. Soil Test Data sheets are attached giving results of laboratory testing. Definitions of descriptive terminology are also enclosed. While strata changes are shown as a definite line on the boring logs, the actual transition between soil layers may be more gradual.

5.0 DISCUSSION OF RESULTS

5.1 Pavement Composition

Cores 1 and 2 were taken east and west of the Seavey Road bridge structure in order to accurately determine the thickness and composition of the pavement and subbase materials. They revealed 5½ to 6¾ inches bituminous concrete overlying 5 to 10 inches sand and gravel base course materials. Examination of Core 1 revealed that the asphalt section was comprised of 2 surface courses and a binder layer. It was noted that the courses were not bonded with the binder layer being in a deteriorated condition.



Examination of Core 2 revealed that the asphalt section was comprised of 5 surface courses and 2 chip and seal layers. It was noted that the courses were occasionally not bonded, with the chip and seal layers being in a partially deteriorated condition. Appended to this report is a detailed summary of Pavement Core Results.

Stiff to very stiff native Clay soils were found below the pavement section at Cores 1 and 2. They had pocket penetrometer values (estimate of unconfined compressive strength) ranging from 1.5 to 2.5 tons per square foot (tsf) at moisture contents varying from 29 to 34 percent.

5.2 Roadway Borings

Borings 1 - 6 were located along Seavey Road east and west of the bridge structure. Surficial topsoil (native and/or fill) was typically 4 to 12 inches thick at the boring locations being up to 2 feet deep at Boring 5. Samples of the clayey topsoil exhibited moisture contents ranging from 18 to 28 percent.

Clay Fill was found underlying the topsoil layer in Borings 2 - 4, extending on the order of 2 feet below existing grade. Samples of cohesive fill had dry unit weights ranging from 100 to 111 pounds per cubic foot (pcf) at moisture contents ranging from 15 to 21 percent. They also had low to moderate pocket penetrometer readings (for fill) of 0.5 to 3.0 tons per square foot (tsf).

Peat and organic Clay soils were encountered below the existing fill materials in Boring 4, extending approximately 6 feet in depth. Samples of the organic materials exhibited very high moisture contents varying from 75 to 160 percent. Loss-on-ignition and wet combustion tests were also run on a sample of peat, revealing very high organic contents of 19.7 and 29.3 percent, respectively.

Medium stiff to stiff native Clay soils of apparent medium to high plasticity were found underlying the topsoil layer and/or existing Fill materials in Borings 1 - 3 and 5, extending 4 to 6 feet below existing. They had unconfined compressive strengths generally ranging from 0.75 to 1.75 tsf at moisture contents varying from 26 to 32 percent. Tough to very tough Clay soils of low to medium plasticity were found below the topsoil layer in B-6, extending to boring completion depth. They had unconfined compressive strengths ranging from 1.5 to 3.5 tsf at moisture contents from 13 to 24 percent.



Loose to dense Sand, Sandy/Silty Loam and Sandy Clay Loam materials were otherwise found in Borings 1 - 5, extending to completion depths. They exhibited SPT N-values ranging from 8 to 30 blows per foot (bpf). Free water was initially encountered at approximately 8 feet below existing grade in Borings 2 - 4, and had generally remained constant upon completion of drilling operations. The remaining borings were "dry" both during and following completion of drilling operations.

5.3 Structure Borings

Borings SB-1 and SB-2 were drilled for the east and west abutments, respectively. They revealed on the order of 7 inches bituminous concrete overlying 5 to 6 inches granular base materials. The pavement thicknesses were estimated from the disturbed sides of the augered boreholes and should be considered approximate; pavement cores may be taken if more accurate measurements are required.

Sand and gravel Fill materials were found underlying the pavement section at SB-1, extending approximately 3 feet below existing grade. Clay Loam Fill materials were found in SB-2 extending about 6 feet deep. The cohesive samples had unconfined compressive strengths ranging from 1.1 to 1.6 tsf at moisture contents of 14 to 23 percent.

Organic Clay soils were encountered below the existing fill materials in SB-2, extending approximately 8 feet deep. The sample of the organic material exhibited a very high moisture content of 83 percent. Medium stiff native Clay and Clay Loam materials were found below the organic Clay and/or Fill materials in SB-1 and SB-2, extending 8 to 10 feet below existing grade. They had unconfined compressive strengths ranging from 0.6 to 0.8 tsf at moisture contents of 20 to 30 percent.

Medium dense to very dense Sand, Sand/Gravel and Sandy Loam materials otherwise predominated in the structure borings, extending to completion depths. These granular and intermediate materials had SPT N-values generally ranging from 15 to 40 blows per foot (bpf) in the upper 45 feet and from 60 to 100 bpf to completion depths. They were in a wet to saturated condition below a depth of 10 feet.

Hard drilling and/or high sampler blow counts were first encountered at approximately 53 and 61 feet below existing grade in SB-1 and SB-2, respectively. This likely represents boulder zone materials or



the top of bedrock. The drilling operations were able to advance about 1½ to 3 feet into these materials before virtual auger refusal was met.

Free water was initially encountered at approximately 10 feet below existing grade (approximate Elevation 686.5) in the structure borings. Drilling mud was subsequently introduced into the boreholes as part of drilling operations, making subsequent water level readings of dubious value.

5.4 Scour Boring

Surficial topsoil Fill was 2 feet thick at SC-1, having a moisture content of 24 percent. Soft native Clay soils were found below the clayey topsoil extending about 4 feet deep. The Clay sample had an unconfined compressive strengths on the order of 0.5 tsf at moisture content of 34 percent.

Medium dense to dense Sand and Sand/Gravel materials otherwise predominated in SC-1, extending to completion depth at 20 feet. These granular materials had SPT N-values ranging from 11 to 33 bpf. Free water was initially encountered at 4 feet below existing grade (i.e. Elevation 687.5) and had generally remained constant upon completion of drilling operations.

5.4 Bridge Deck Core for Asbestos Determination

Two (2) bridge deck cores were taken along the existing Seavey Road bridge crossing Lake Run Creek. They revealed 5¼ to 5¾ inches of bituminous concrete overlying the P.C. concrete bridge deck. The core samples were analyzed in accordance with criteria outlined in BDE Procedure Memorandum 26-02A. They broke down the core by using the Gravimetric Reduction Method to release any potential asbestos fibers. The material was then analyzed by using Polarized Light Microscopy (PLM) to determine if asbestos fibers were present. The test results did not detect any asbestos containing material in the asphalt core samples. Appended to this report is a copy of their test results.

5.5 Additional Laboratory Testing

Two (2) Atterberg limit determinations were performed on Clay materials encountered in the upper 4 feet of Borings 3 and 5. These soil revealed liquid limits ranging from 53 to 70, plastic limits from 17 to



29 and plasticity indices from 36 to 41. Two (2) loss-on-ignition (LOI) and wet combustion tests were run on a Clay and Organic Clay sample from Borings 2 and 4, respectively. The test on the Clay sample revealed a moderate organic content of 7.5 and 6.0 percent for the LOI and wet combustion, respectively. The test on the Organic Clay sample revealed a very high organic content of 19.7 and 29.3 percent for the LOI and wet combustion, respectively. These results can also be seen on the Soil Test Data sheet attached.

6.0 CONCLUSIONS AND RECOMMENDATIONS

6.1 Seismic Considerations

The project site is located in south-central Kane County just outside the city limits of North Aurora. The Spectral Acceleration values are expressed as fraction of gravity based on 7 percent probability of exceedance in 75 years. In accordance with Appendix 3.15.A of the IDOT Bridge Manual and the LRFD Code, following is a summary of seismic information:

Seismic Performance Zone (SPZ):	1
Design Spectral Acceleration at 1.0 sec (S_{D1}):	0.063
Design Spectral Acceleration at 0.2 sec ($S_{D0.2}$):	0.122
Soil Site Class:	C

Based on the site stratigraphy, the relatively low seismic design loads will not have a significant impact on geotechnical issues such as slope stability, liquefaction, settlement or bearing capacity.

6.2 Scour Potential

Boring SC-1 was drilled on the south side of the existing bridge. Medium dense to dense Sand and Sand/Gravel materials were encountered at the approximate streambed elevation and extended to boring completion depth. Grain-size analyses were performed on two representative samples from SC-1, with D50 particle sizes summarized in the following table.



Boring	Sample Location		D50 Particle Size	Soil Classification
	Depth (Ft)	Elevation		
SC-1	4.0 - 6.0	687.5 - 685.5	1.0 mm	Sand A-1-b
	6.0 - 10.0	685.5 - 683.5	5.5 mm	Sand and Gravel A-1-a

The proposed bridge design will presumably include placement of large rip-rap adjacent to the new abutments for scour protection. Therefore, the estimated pile lengths at the abutments do not take scour in to account.

6.4 Pile Foundations

The new bridge will likely consist of a single-span structure with integral type abutments. It will likely have a length and width similar to the existing bridge, i.e. a length of 54' and width of 27'. The new bridge abutments are to likely be supported by driven pile type foundations.

The bridge abutments are to be supported by metal shell (MS) piles or steel H-piles. Seven (7) pile sections have been evaluated in connection with them, i.e. HP 12x63, 12x84, 14x73, 14x89, 12" diameter MS and 14" diameter MS with different wall thicknesses. The following table provides the maximum Nominal Required Bearing (R_N) and maximum Factor Resistance Available (R_F) for each of the different piles. The maximum Nominal Required Bearing and maximum Factor Resistance Available can be use for piles that are driven to rock.

Pile Designation	Maximum Nominal Required Bearing (kips)	Maximum Factored Resistance Available (kips) *
Metal Shell 12" ϕ w/ 0.25" walls	355	195
Metal Shell 14" ϕ w/ 0.25" walls	416	228
Metal Shell 14" ϕ w/ 0.312" walls	516	283
Steel HP 12x63	497	273
Steel HP 14x73	578	317
Steel HP 12x84	664	365
Steel HP 14x89	705	387



* Factored Resistance Available computed using a geotechnical resistance factor of 0.55 (AGMU Memo 10.2); no reduction taken for scour, downdrag or liquefaction.

The estimated pile lengths for the bridge abutments are summarized in the following table. Seven (7) typical pile sections have been evaluated for seven (7) typical Nominal Required Bearing (R_N) values. They have been prepared in connection with Design Guide 3.10.1, LRFD Geotechnical Pile Design Procedure and AGMU Memo 10.2 (Geotechnical Pile Design). The pile cap was assumed to be at approximate Elevation 691.0.

West Abutment (Structure Boring 1)

Pile Designation		Nominal Required Bearing (kips)						
		180	270	300	360	390	420	450
		Factored Resistance Available (kips) *						
		99	148	165	198	214	231	247
Metal Shell 12" ϕ w/ 0.25" walls	Depth (ft)	10	16	21	NA	NA	NA	NA
	Elevation	681	675	670				
Metal Shell 14" ϕ w/ 0.25" walls	Depth (ft)	10	13	16	20	23	NA	NA
	Elevation	681	678	675	671	668		
Metal Shell 14" ϕ w/ 0.312" walls	Depth (ft)	10	11	14	17	23	27	29
	Elevation	681	680	677	674	668	664	662
HP 12x63	Depth (ft)	42	44	45	47	R	R	R
	Elevation	649	647	646	644			
HP 12x84	Depth (ft)	42	44	45	46	47	R	R
	Elevation	649	647	646	645	644		
HP 14x73	Depth (ft)	38	43	44	45	46	47	R
	Elevation	653	648	647	646	645	644	
HP 14x89	Depth (ft)	37	43	44	45	46	47	R
	Elevation	654	648	647	646	645	644	

* Factored Resistance Available was computed using a geotechnical resistance factor of 0.55.

NA Nominal Required Bearing exceeds maximum nominal required bearing for the pile.

R Piles driven to rock.



East Abutment (Structure Boring 2)

Pile Designation		Nominal Required Bearing - R_N (kips)						
		180	270	300	360	390	420	450
		Factored Resistance Available - R_F (kips)*						
		99	148	165	198	214	231	247
Metal Shell 12" ϕ w/ 0.25" walls	Depth (ft)	10	15	18	NA	NA	NA	NA
	Elevation	681	676	673				
Metal Shell 14" ϕ w/ 0.25" walls	Depth (ft)	10	11	14	16	19	NA	NA
	Elevation	681	680	677	675	672		
Metal Shell 14" ϕ w/ 0.312" walls	Depth (ft)	10	11	14	16	18	24	27
	Elevation	681	680	677	675	673	667	664
HP 12x63	Depth (ft)	39	47	48	49	50	R	R
	Elevation	652	644	643	642	641		
HP 12x84	Depth (ft)	38	46	47	49	50	R	R
	Elevation	653	645	644	642	641		
HP 14x73	Depth (ft)	34	44	46	48	49	52	R
	Elevation	657	647	645	643	642	639	
HP 14x89	Depth (ft)	34	43	45	48	49	52	R
	Elevation	657	648	646	643	642	639	

- * Factored Resistance Available was computed using a geotechnical resistance factor of 0.55.
- NA Nominal Required Bearing exceeds maximum nominal required bearing for the pile.
- R Piles driven to rock.

Based on the estimated pile lengths provided above metal shell piles will likely be the most economical option. The above estimated pile lengths are being provided for contract estimates. They were estimated using the Modified IDOT Static Method and the soil revealed by the borings. It should be noted that piles not driven to rock are more difficult to predict. The actual pile lengths should be determined during installation based on resistance to driving criteria. It is recommended that at least one test pile be driven at each substructure prior to ordering piles for production driving. The test piles are normally driven to 110 percent of the Nominal Required Bearing shown on the plans.



The driving equipment should be selected so that the piles can be driven to the required capacity (Nominal Required Bearing) at an adequate final penetration resistance and without inducing pile stresses that exceed allowable values. Once the driving equipment has been selected, a wave equation analysis may be performed to further evaluate pile driveability which is to ultimately be confirmed during the driving of test piles. Dynamic pile testing may also be performed during test pile driving operations to more accurately assess the capacity being achieved by the piles (nominal driven bearing) and to establish the driving criteria.

6.5 Subgrade Support Values for Pavement Design

No specific information is available on pavement reconstruction and widening at this time. However, uppermost subgrade soils primarily consisted of Clay or Clay Fill, with Peat and Organic Clay materials found at Boring 4. Work performed for this study did not include performing any IBR tests on representative subgrade samples. However, for a Modified AASHTO type pavement design, a nominal IBR value of no greater than 2.5 is recommended for the Clay soils, provided that any soft or unstable areas are be remediated.

Included in the Appendix is a Subgrade Support Rating (SSR) chart where two (2) representative soil samples obtained from the upper subgrade from Borings 3 and 5 have been plotted. The samples consisted of Loam materials plotting within the "Poor" rating. Based on these results it is recommended that a mechanistic pavement design be based on a SSR rating of "Poor" for the majority of Seavey Road. The Peat and Organic Clay soils should ideally be removed and replaced in the area of Boring 4, i.e. just east of the existing bridge structure.

6.6 Topsoil Stripping

Normal topsoil stripping of all vegetation and root zone materials will be required for widening beyond existing pavement areas along Seavey Road, prior to placement of any fill materials. The soil borings taken generally revealed 4 to 12 inches of surficial topsoil materials, with up to 24 inches at Boring 5. However, for preliminary estimation of contract quantities, a nominal topsoil/root zone stripping depth of 12 inches is recommended.



6.7 Guidelines for Subgrade Remediation

Once initial stripping operations have been completed, exposed subgrade soils should be tested with a Cone Penetrometer in accordance with the IDOT Subgrade Stability Manual to determine the remedial treatment depths. Observations of heavy construction vehicles on subgrade areas will help to delineate areas which have deficient strength.

Relatively moist Clay soils encountered in the upper 4 to 6 feet at most of the borings will likely require some type of remedial action. While remedial work described in this narrative may be attempted, undercuts may ultimately be required and are anticipated at B-4 where Peat and Organic Clay soils were encountered.

All earthwork, new embankment construction and subgrade preparation should be in accordance with Divisions 200 and 300 of the IDOT Standard Specifications. Compaction for subgrade materials should be to at least 95 percent Standard Proctor density (AASHTO T-99) in accordance with article 205.06 of the 2012 IDOT Standard Specifications for Road and Bridge Construction. Remedial work for unstable subgrade should consist of discing, aerating, and recompacting exposed subgrade soils, as provided for in Section 301.04 of the 2012 IDOT Standard Specifications for Road and Bridge Construction. Depending upon grading requirements and specific site conditions, solutions to a persistent pumping problem may include use of geotextile stabilization fabric or geogrid product, removal of unstable soils and replacement with granular backfill, construction of trench drains or a combination thereof. Lime stabilization may be another feasible option which can achieve similar results and has the advantage of allowing work to proceed under adverse weather conditions.

The subgrade stability will be influenced by such factors as surface drainage provided by the Contractor as well as the prevailing temperature and precipitation experienced during construction. The amount of trafficking and subgrade disturbance created by heavy construction vehicles will also have an influence on subgrade stability. The Contractor should try to make full use of inlets or ditches in order to maintain positive drainage for subgrade areas. Temporary drainage ditches or pumping from depressional areas should be provided as needed during construction in order to prevent ponded water from affecting the stability of the roadway.



Aggregate Fill may be required for bridging over weak subgrade soils which demonstrate persistent stability problems. Aggregate materials needed beneath the Improved Aggregate Subgrade layer should consist of IDOT Aggregate Subgrade Improvement materials (CA-2, CA-6, CA-10, or CS-01) in accordance with Article 1004.01 of the IDOT Standard Specifications. Please note that the Aggregate Subgrade Improvement materials are to be placed beneath the aggregate base course and are to be used only as a bridging layer over soft, pumpy subgrade or for replacement of unsuitable soils. The use of geotextile fabric can help to reduce the depth of undercutting and aggregate Fill required.

A Shrinkage Factor on the order of 15 percent should be used to correlate the volume of earth borrow materials for use as new earth embankment or subgrade Fill. Unsuitable organic soils should not be included as suitable earth Fill.

6.8 Estimated Quantities for Stripping and Aggregate Fill

Summarized in the following table is the existing grade at the boring locations as well as the general location. It is assumed that the subgrade elevation at the boring locations is approximately 2.0 feet below existing grade. The soil conditions at the subgrade level at each boring location are also identified as well as the estimated quantities of undercut/Aggregate Subgrade Improvement materials below assumed pavement section. Note that the Aggregate Subgrade Improvement materials are to be placed beneath the granular subbase layer and are to be used only as a bridging layer over soft, pumpy subgrade or for replacement of unsuitable organic soils.

Estimated Quantities for Undercutting and
 Aggregate Subgrade Improvement Replacement Fill

Boring No.	General Location	Existing Grade	Estimated Undercut	Soil Conditions at Subgrade Level
1	About 750' West of Seavey Road Bridge	699.5	12 inches + GF	Stiff Clay, very moist Qu = 1.0 tsf, WC = 31%
2	About 450' West of Seavey Road Bridge	698.0	12 inches + GF	Stiff Clay, very moist Qu = 1.25 tsf, WC = 35%
3	About 150' West of Seavey Road Bridge	696.5	12 inches + GF	Medium stiff Clay, very moist Qu = 0.75 tsf, WC = 30%



Boring No.	General Location	Existing Grade	Estimated Undercut	Soil Conditions at Subgrade Level
4	About 150' East of Seavey Road Bridge	695.5	24 inches + GF	Peat and Organic Clay Qu = 0.25 tsf, WC = 75% to 161%
5	About 450' East of Seavey Road Bridge	701.0	6 inches	Stiff Clay, moist Qu = 1.75 tsf, WC = 26%
6	About 750' East of Seavey Road Bridge	705.5	6 inches	Very stiff Clay, moist Qu = 2.0 tsf WC = 22%

GF Geotextile fabric is recommended at the bottom of undercut.

Significant stability problems are anticipated in the area of Boring 4 (approximately 150 feet east of the bridge) where Peat and Organic Clay soils were encountered with very high moisture contents of 75 to 160 percent. Loss-on-ignition and wet combustion tests run a sample of peat revealed a it had very high organic contents of 19.7 and 29.3 percent, respectively. Therefore, it is recommended that the construction contract include a minimum 24 inch undercut and replaced with Aggregate Subgrade Improvement materials as well as geogrid. Placing a geogrid will help to increase subgrade stability and provide separation between aggregate Fill and underlying Organic Clay soils. However, 2 to 3 inches of settlement could still be expected from the Fill placed over the deeper Organic Clay soils. If this amount of settlement is not considered acceptable complete removal and replacement of the Peat and Organic Clay soils would be required.

Stability problems may also be encountered in the area of Borings 1 - 3 (i.e. Seavey Road west of the Bridge) where relatively soft Clay soils were encountered with relatively high moisture contents of 30 percent. It is recommended that the construction contract in this area include a 12 inch undercut replaced with Aggregate Subgrade Improvement materials as well as a geotextile fabric or geogrid. Placing a geotextile fabric or geogrid will help to increase subgrade stability and provide separation between aggregate Fill and underlying very moist and relatively soft Clay soils.

The need for undercutting unstable subgrade and Aggregate Subgrade Improvement should be based on direct observations made during construction once the subgrade soils are exposed and proof-rolling or cone penetrometer testing procedures can be conducted. All quantities of Aggregate Subgrade Improvement materials not required during construction should be deleted from the construction costs.



Normal IDOT procedure requires cone penetrometer testing immediately prior to undercutting subgrade in order to document the need for the undercut and replacement Fill.

6.9 Underdrain Placement

Consideration should be given to the installation of underdrains in areas of pavement widening, wherever cohesive subgrade soils underlie the new pavement section. They should consist of longitudinal underdrains which are placed at the outside edges of the proposed roadway widening, extending 50 to 100-foot in both directions of outlets. Wherever possible, it is best to install transverse underdrains at the low points of undercut areas or otherwise at the low points of the roadway profile. A maximum spacing interval of 300 to 500 feet between transverse underdrains is recommended. All underdrains should outlet into ditches or storm sewers in such manner as to allow positive drainage and should be installed to a depth of at least 30 inches below pavement grade. Check Sheet #19 of the 2013 Supplemental Specifications and Recurring Special Provisions is generally regarded as the most effective procedure for underdrain installation.

7.0 CLOSURE

It is recommended that full-time technician services be provided by Testing Service Corporation personnel during construction, so that the soils at undercut and subgrade levels can be verified and tested. In addition pavement construction should be closely checked and monitored for compliance with the recommended procedures and specifications.

The analysis and recommendations submitted in this report are based upon the data obtained from the two (2) structure borings, one (1) scour boring, six (6) roadway borings and two (2) pavement cores performed at the locations indicated on the Boring Location Plan. This report does not reflect any variations which may occur between these boring or cores or elsewhere on the site, the nature and extent of which may not become evident until during the course of construction. If variations are then identified, recommendations contained in this report should be re-evaluated after performing on-site observations.


Wills Burke Kelsey Associates, Ltd.
Seavey Road over Lake Run Creek
L-81,315 - July 18, 2014





Please call if there are any questions in regard to this matter or if we may be of further service.

Respectfully submitted,

TESTING SERVICE CORPORATION


Timothy R. Peceniak, P.E.
Project Engineer
Registered Professional Engineer
Illinois No. 062-061269

A circular professional engineer seal for Timothy R. Peceniak, State of Illinois. The seal contains the text: "TIMOTHY R. PECENIAK", "062-061269", "REGISTERED PROFESSIONAL ENGINEER", and "STATE OF ILLINOIS". There are two stars on either side of the word "ENGINEER".


Michael V. Machalinski, P.E.
Vice President

CONCRETE WEARING SURFACE

Effective: June 23, 1994

Revised: February 6, 2013

Description.

This work consists of placing a concrete wearing surface, to the specified thickness, on precast concrete deck beams. Included in this work is cleaning and preparing the concrete deck beam surface prior to placement of the concrete wearing surface. This work shall be according to the applicable articles of Section 503 and the following.

Materials.

The concrete wearing surface shall be class BS concrete, except as follows, when Steel Bridge Rail is used in conjunction with concrete wearing surface, the 14 day mix design shall be replaced by a 28 day mix design with a compressive strength of 5000 psi (34,500 kPa) and a design flexural strength of 800 psi (5,500 kPa).

Equipment: The equipment used shall be subject to the approval of the Engineer and shall meet the following requirements:

- (a) Surface Preparation Equipment. Surface preparation equipment shall be according to the applicable portions of Section 1100 and the following:
 - (1) Mechanical Blast Cleaning Equipment. Mechanical blast cleaning may be performed by high-pressure waterblasting or shotblasting. Mechanical blast cleaning equipment shall be capable of removing concrete laitance from the top surface of the deck beams.

Mechanical high-pressure waterblasting equipment shall be mounted on a wheeled carriage and shall include multiple nozzles mounted on a rotating assembly, and shall be operated with a 7000 psi (48 MPa) minimum water pressure. The distance between the nozzles and the deck surface shall be kept constant and the wheels shall maintain contact with the deck beam surface during operation.

- (2) Hand-Held Blast Cleaning Equipment. Blast cleaning using hand-held equipment may be performed by high-pressure waterblasting or abrasive blasting. Hand-held blast cleaning equipment shall have oil traps.

Hand-held high-pressure waterblasting equipment that is used in areas inaccessible to mechanical blast cleaning equipment shall have a minimum water pressure of 7000 psi (48 MPa).

- (3) Vacuum Cleanup Equipment. The equipment shall be equipped with fugitive dust control devices capable of removing wet debris and water all in the same pass. Vacuum equipment shall also be capable of washing the deck with pressurized water prior to the vacuum operation to dislodge all debris and slurry from the deck surface.

- (b) Pull-off Test Equipment. Equipment used to perform pull-off testing shall be either approved by the Engineer, or obtained from one of the following approved sources:

James Equipment
007 Bond Tester
800-426-6500

Germann Instruments, Inc.
BOND-TEST Pull-off System
847-329-9999

SDS Company
DYNA Pull-off Tester
805-238-3229

Pull-off test equipment shall include all miscellaneous equipment and materials to perform the test and clean the equipment, as indicated in the Illinois Test procedure 304 and 305 "Pull-off Test (Surface or Overlay Method)". Prior to the start of testing, the Contractor shall submit to the Engineer a technical data sheet and material safety data sheet for the epoxy used to perform the testing. For solvents used to clean the equipment, a material safety data sheet shall be submitted.

- (c) Concrete Equipment: Equipment for proportioning and mixing the concrete shall be according to Article 1020.03.
- (d) Finishing Equipment. Finishing equipment shall be according to Article 503.03.
- (e) Mechanical Fogging Equipment. Mechanical fogging equipment shall be according to 503.03.

Surface Preparation.

Prior to placement of the concrete wearing surface, the top surface of the bridge deck beams shall be clean and free of all foreign material and laitance.

Blast cleaning may be performed by either wet sandblasting, high pressure waterblasting, steel shot blasting, shrouded dry sandblasting, dry sandblasting with dust collectors, or other methods approved by the Engineer. Oil traps on blast equipment will be required.

The method used shall be performed so as to conform with air and water pollution regulations of Illinois and also to conform to applicable safety and health regulations. Any method which does not consistently produce satisfactory work and does not conform to the above requirements shall be discontinued and replaced by an acceptable method.

All debris of every type, including dirty water, resulting from the cleaning operation shall be reasonably confined during the performance of the cleaning work and shall be immediately and thoroughly removed from the cleaned surfaces and all other areas where debris may have accumulated.

Prior to placement of the concrete wearing surface, the Engineer will inspect the cleaned surface, all areas still contaminated shall be cleaned again at the Contractor's expense.

After the surface preparation has been completed and before placement of the overlay, the prepared surface will be tested by the Engineer according to the Illinois Test Procedure 304 "Pull-off Test (Surface Method)". The Contractor shall provide the test equipment.

- a. Start-up Testing. Prior to the first overlay placement, the Engineer will evaluate the blast cleaning method. The start-up area shall be a minimum of 600 sq. ft. (56 sq. m). After the area has been prepared, six random test locations will be determined by the Engineer, and tested according to the Illinois Test Procedure 304 "Pull-off Test (Surface Method)".

The average of the six tests shall be a minimum of 175 psi (1,207 kPa) and each individual test shall have a minimum strength of 160 psi (1,103 kPa). If the criteria are not met, the Contractor shall adjust the blast cleaning method. Start-up testing will be repeated until satisfactory results are attained.

Once an acceptable surface preparation method is established, it shall be continued for the balance of the work. The Contractor may, with the permission of the Engineer, change the surface preparation method, in which case, additional start-up testing will be required.

- b. Lot Testing. After start-up testing has been completed, the following testing frequency will be used. For each structure, each stage will be divided into lots of not more than 4500 sq. ft. (420 sq. m). Three random test locations will be determined by the Engineer for each lot, and tested according to the Illinois Test procedure 304 "Pull-off Test (Surface Method)".

The average of the three tests shall be a minimum of 175 psi (1,207 kPa) and each individual test shall have a minimum strength of 160 psi (1,103 kPa). In the case of a failing individual test or a failing average of three tests, the Engineer will determine the area that requires additional surface preparation by the Contractor. Additional test locations will be determined by the Engineer.

Wearing Surface Placement.

The concrete wearing surface placement shall be according to Article 503.16 of the Standard Specifications. Dry sandblast cleaned areas to receive the overlay shall be either thoroughly or continuously wetted with water at least one hour before placement of the concrete wearing surface is started. When the surface is pre-wetted any accumulations of water shall be dispersed or removed prior to placement of the concrete wearing surface.

Plans for anchoring support rails and the mixture-placing procedure shall be submitted to the Engineer for approval.

Curing and Protection.

The concrete shall be continuously wet cured for at least 14 days according to Article 1020.13(a)(5). However, if the minimum specified compressive strength or flexural strength is

obtained prior to 14 days, the cure time may be reduced, but at no time shall the wet cure be less than 7 days. The concrete shall be protected from low air temperatures according to Article 1020.13(d)(1)(2), except the protection method shall remain in place for the entire curing period.

Opening to Traffic.

The concrete wearing surface without Steel Bridge Rail attached may be opened to traffic when test specimens have obtained a minimum compressive strength of 4000 psi (27,500 kPa) or a minimum flexural strength of 675 psi (4650 kPa), but not prior to the completion of the wet cure. When Steel Bridge Rail is utilized, the concrete wearing surface may be opened when test specimens have obtained a minimum compressive strength of 5000 psi (34,500 kPa) or a minimum flexural strength of 800 psi (5500 kPa), but not prior to the completion of the wet cure.

Method of Measurement.

Concrete wearing surface will be measured for payment in place and the area computed in square yards (square meters).

Basis of Payment.

This work including cleaning and surface preparation will be paid for at the contract unit price per square yard (square meter) for CONCRETE WEARING SURFACE, of the thickness specified.

PIPE UNDERDRAINS FOR STRUCTURES

Effective: May 17, 2000

Revised: January 22, 2010

Description. This work shall consist of furnishing and installing a pipe underdrain system as shown on the plans, as specified herein, and as directed by the Engineer.

Materials. Materials shall meet the requirements as set forth below:

The perforated pipe underdrain shall be according to Article 601.02 of the Standard Specifications. Outlet pipes or pipes connecting to a separate storm sewer system shall not be perforated.

The drainage aggregate shall be a combination of one or more of the following gradations, FA1, FA2, CA5, CA7, CA8, CA11, or CA13 thru 16, according to Sections 1003 and 1004 of the Standard Specifications.

The fabric surrounding the drainage aggregate shall be Geotechnical Fabric for French Drains according to Article 1080.05 of the Standard Specifications.

Construction Requirements. All work shall be according to the applicable requirements of Section 601 of the Standard Specifications except as modified below.

The pipe underdrains shall consist of a perforated pipe drain situated at the bottom of an area of drainage aggregate wrapped completely in geotechnical fabric and shall be installed to the lines and gradients as shown on the plans.

Method of Measurement. Pipe Underdrains for Structures shall be measured for payment in feet (meters), in place. Measurement shall be along the centerline of the pipe underdrains. All connectors, outlet pipes, elbows, and all other miscellaneous items shall be included in the measurement. Concrete headwalls shall be included in the cost of Pipe Underdrains for Structures, but shall not be included in the measurement for payment.

Basis of Payment. This work will be paid for at the contract unit price per foot (meter) for PIPE UNDERDRAINS FOR STRUCTURES of the diameter specified. Furnishing and installation of the drainage aggregate, geotechnical fabric, forming holes in structural elements and any excavation required, will not be paid for separately, but shall be included in the cost of the pipe underdrains for structures.

CONCRETE DECK BEAMS

Effective: June 13, 2008

Revised: October 9, 2009

Add the following equipment to Article 504.03.

(c) Mechanical Mixer (Note 1)

1101.19

Note 1: A drill with paddle may be used for mixing small quantities of nonshrink grout. Hand mixing will not be allowed.

Replace the second sentence of the fifth paragraph of Article 504.06(d) with the following.

Dowels at the fixed ends of the deck beams shall be installed, nonshrink grout placed and cured for a minimum of 24 hours. If the bearing area is specified to be grouted it shall be done at the time of dowel placement.

Replace the fourth paragraph of Article 504.06(e) with the following.

A mechanical mixer shall be used to mix the nonshrink grout and the type of mixer and mixing procedures shall be per the manufacturer's recommendations. During placement, the grout shall be worked into the area with a pencil vibrator. The surface shall be troweled to a smooth finish. The nonshrink grout shall be immediately cured with cotton mats according to Article 1020.13 for a minimum of seven days, and field testing will not be required. However, the cure time may be reduced provided the Contractor molds specimens, covers them, and performs cube tests according to ASTM C 1107. The tests shall verify the 6000 psi grout strength has been obtained, but in no case shall the cure time be less than three days.

For Contractor cube tests, each sample shall consist of three test specimens and a minimum of two samples will be required for each day of grouting. Additional samples may be requested by the Engineer. Specimens shall be cured underneath the cotton mats with the beams for a minimum of 48 hours before transport to the laboratory for testing. The laboratory shall be inspected for Hydraulic Cement – Physical Tests by the Cement and Concrete Reference Laboratory (CCRL).

Add the following paragraph to the end of Article 504.06

(f) Construction Inserts. All inserts, including those necessary for the fabrication and construction of the structure or portions thereof shall be cast into the member according to Article 3.5.2 of the Manual for Fabrication of Precast Prestressed Concrete Products.

Replace 1006.06(a) and (b) with the following.

- (a) Transverse Tie Rod Assemblies. Steel for transverse tie rod assemblies (i.e. rods, nuts, washers and coupling nuts) shall be according to ASTM F 1554 Grade 55 (Grade 380). After fabrication, the transverse tie assemblies shall be hot-dipped galvanized according to AASHTO M 232. The small articles may be zinc-coated by the mechanically deposited process according to AASHTO M 298, Class 50. The thickness of the mechanical galvanizing shall not exceed 6 mils (150 μ m).
- (b) Dowel Rods. Steel for dowel rods shall be according to ASTM F 1554 Grade 55 (Grade 380) or A706 Grade 60. Dowel rods shall be either epoxy coated according to AASHTO M 284 or galvanized according to AASHTO M 111.

Add the following Article to Section 1101.

1101.19 Mechanical Mixer. The mechanical mixer shall have paddles or blades that are suitable for uniformly mixing the material, and shall have sufficient capacity to allow for a continuous work operation.

GRANULAR BACKFILL FOR STRUCTURES

Effective: April 19, 2012

Revised: October 30, 2012

Revise Section 586 of the Standard Specifications to read:

SECTION 586. GRANULAR BACKFILL FOR STRUCTURES

586.01 Description. This work shall consist of furnishing, transporting and placing granular backfill for abutment structures.

586.02 Materials. Materials shall be according to the following.

Item	Article/Section
(a) Fine Aggregate.....	1003.04
(b) Coarse Aggregates	1004.05

CONSTRUCTION REQUIREMENTS

586.03 General. This work shall be done according to Article 502.10 except as modified below. The backfill volume shall be backfilled, with granular material as specified in Article 586.02, to the required elevation as shown in the contract plans. The backfill volume shall be placed in convenient lifts for the full width to be backfilled. Unless otherwise specified in the contract plans, mechanical compaction will not be required. A deposit of gravel or crushed stone placed behind drain holes shall not be required. All drains not covered by geocomposite wall drains or other devices to prevent loss of backfill material shall be covered by sufficient filter fabric material meeting the requirements of Section 1080 and Section 282 with either 6 or 8 oz/sq yd (200 or 270 g/sq m) material allowed, with free edges overlapping the drain hole by at least 12 in. (300 mm) in all directions.

The granular backfill shall be brought to the finished grade as shown in the contract plans. When concrete is to be cast on top of the granular backfill, the Contractor, subject to approval of the Engineer, may prepare the top surface of the fill to receive the concrete as he/she deems necessary for satisfactory placement at no additional cost to the Department.

586.04 Method of Measurement. This work will be measured for payment as follows.

- (a) Contract Quantities. The requirements for the use of contract quantities shall conform to Article 202.07(a).
- (b) Measured Quantities. This work will be measured for payment in place and the volume computed in cubic yards (cubic meters). The volume will be determined by the method of average end areas behind the abutment.

586.05 Basis of Payment. This work will be paid for at the contract unit price per cubic yard (cubic meter) for GRANULAR BACKFILL FOR STRUCTURES.

|

State of Illinois
Department of Transportation
Bureau of Local Roads and Streets

SPECIAL PROVISION
FOR
INSURANCE

Effective: February 1, 2007
Revised: August 1, 2007

All references to Sections or Articles in this specification shall be construed to mean specific Section or Article of the Standard Specifications for Road and Bridge Construction, adopted by the Department of Transportation.

The Contractor shall name the following entities as additional insured under the Contractor's general liability insurance policy in accordance with Article 107.27:

BLACKBERRY TOWNSHIP ROAD DISTRICT

The entities listed above and their officers, employees, and agents shall be indemnified and held harmless in accordance with Article 107.26.

COARSE AGGREGATE QUALITY (BDE)

Effective: July 1, 2015

Revise Article 1004.01(b) of the Standard Specifications to read:

“(b) Quality. The coarse aggregate shall be according to the quality standards listed in the following table.

COARSE AGGREGATE QUALITY				
QUALITY TEST	CLASS			
	A	B	C	D
Na ₂ SO ₄ Soundness 5 Cycle, ITP 104 ^{1/} , % Loss max.	15	15	20	25 ^{2/}
Los Angeles Abrasion, ITP 96 ^{11/} , % Loss max.	40 ^{3/}	40 ^{4/}	40 ^{5/}	45
Minus No. 200 (75 µm) Sieve Material, ITP 11	1.0 ^{6/}	---	2.5 ^{7/}	---
Deleterious Materials ^{10/}				
Shale, % max.	1.0	2.0	4.0 ^{8/}	---
Clay Lumps, % max.	0.25	0.5	0.5 ^{8/}	---
Coal & Lignite, % max.	0.25	---	---	---
Soft & Unsound Fragments, % max.	4.0	6.0	8.0 ^{8/}	---
Other Deleterious, % max.	4.0 ^{9/}	2.0	2.0 ^{8/}	---
Total Deleterious, % max.	5.0	6.0	10.0 ^{8/}	---
Oil-Stained Aggregate ^{10/} , % max	5.0	---	---	---

1/ Does not apply to crushed concrete.

2/ For aggregate surface course and aggregate shoulders, the maximum percent loss shall be 30.

3/ For portland cement concrete, the maximum percent loss shall be 45.

4/ Does not apply to crushed slag or crushed steel slag.

5/ For hot-mix asphalt (HMA) binder mixtures, except when used as surface course, the maximum percent loss shall be 45.

6/ For crushed aggregate, if the material finer than the No. 200 (75 µm) sieve consists of the dust from fracture, essentially free from clay or silt, this percentage may be increased to 2.5.

- 7/ Does not apply to aggregates for HMA binder mixtures.
- 8/ Does not apply to Class A seal and cover coats.
- 9/ Includes deleterious chert. In gravel and crushed gravel aggregate, deleterious chert shall be the lightweight fraction separated in a 2.35 heavy media separation. In crushed stone aggregate, deleterious chert shall be the lightweight fraction separated in a 2.55 heavy media separation. Tests shall be run according to ITP 113.
- 10/ Test shall be run according to ITP 203.
- 11/ Does not apply to crushed slag.

All varieties of chert contained in gravel coarse aggregate for portland cement concrete, whether crushed or uncrushed, pure or impure, and irrespective of color, will be classed as chert and shall not be present in the total aggregate in excess of 25 percent by weight (mass).

Aggregates used in Class BS concrete (except when poured on subgrade), Class PS concrete, and Class PC concrete (bridge superstructure products only, excluding the approach slab) shall contain no more than two percent by weight (mass) of deleterious materials. Deleterious materials shall include substances whose disintegration is accompanied by an increase in volume which may cause spalling of the concrete."

80360

CONSTRUCTION AIR QUALITY – DIESEL RETROFIT (BDE)

Effective: June 1, 2010

Revised: November 1, 2014

The reduction of emissions of particulate matter (PM) for off-road equipment shall be accomplished by installing retrofit emission control devices. The term "equipment" refers to diesel fuel powered devices rated at 50 hp and above, to be used on the jobsite in excess of seven calendar days over the course of the construction period on the jobsite (including rental equipment).

Contractor and subcontractor diesel powered off-road equipment assigned to the contract shall be retrofitted using the phased in approach shown below. Equipment that is of a model year older than the year given for that equipment's respective horsepower range shall be retrofitted:

Effective Dates	Horsepower Range	Model Year
June 1, 2010 ^{1/}	600-749	2002
	750 and up	2006
June 1, 2011 ^{2/}	100-299	2003
	300-599	2001
	600-749	2002
	750 and up	2006
June 1, 2012 ^{2/}	50-99	2004
	100-299	2003
	300-599	2001
	600-749	2002
	750 and up	2006

1/ Effective dates apply to Contractor diesel powered off-road equipment assigned to the contract.

2/ Effective dates apply to Contractor and subcontractor diesel powered off-road equipment assigned to the contract.

The retrofit emission control devices shall achieve a minimum PM emission reduction of 50 percent and shall be:

- a) Included on the U.S. Environmental Protection Agency (USEPA) *Verified Retrofit Technology List* (<http://www.epa.gov/cleandiesel/verification/verif-list.htm>), or verified by the California Air Resources Board (CARB) (<http://www.arb.ca.gov/diesel/verdev/vt/cvt.htm>); or
- b) Retrofitted with a non-verified diesel retrofit emission control device if verified retrofit emission control devices are not available for equipment proposed to be used on the project, and if the Contractor has obtained a performance certification from the retrofit

device manufacturer that the emission control device provides a minimum PM emission reduction of 50 percent.

Note: Large cranes (Crawler mounted cranes) which are responsible for critical lift operations are exempt from installing retrofit emission control devices if such devices adversely affect equipment operation.

Diesel powered off-road equipment with engine ratings of 50 hp and above, which are unable to be retrofitted with verified emission control devices or if performance certifications are not available which will achieve a minimum 50 percent PM reduction, may be granted a waiver by the Department if documentation is provided showing good faith efforts were made by the Contractor to retrofit the equipment.

Construction shall not proceed until the Contractor submits a certified list of the diesel powered off-road equipment that will be used, and as necessary, retrofitted with emission control devices. The list(s) shall include (1) the equipment number, type, make, Contractor/rental company name; and (2) the emission control devices make, model, USEPA or CARB verification number, or performance certification from the retrofit device manufacturer. Equipment reported as fitted with emissions control devices shall be made available to the Engineer for visual inspection of the device installation, prior to being used on the jobsite.

The Contractor shall submit an updated list of retrofitted off-road construction equipment as retrofitted equipment changes or comes on to the jobsite. The addition or deletion of any diesel powered equipment shall be included on the updated list.

If any diesel powered off-road equipment is found to be in non-compliance with any portion of this special provision, the Engineer will issue the Contractor a diesel retrofit deficiency deduction.

Any costs associated with retrofitting any diesel powered off-road equipment with emission control devices shall be considered as included in the contract unit prices bid for the various items of work involved and no additional compensation will be allowed. The Contractor's compliance with this notice and any associated regulations shall not be grounds for a claim.

Diesel Retrofit Deficiency Deduction

When the Engineer determines that a diesel retrofit deficiency exists, a daily monetary deduction will be imposed for each calendar day or fraction thereof the deficiency continues to exist. The calendar day(s) will begin when the time period for correction is exceeded and end with the Engineer's written acceptance of the correction. The daily monetary deduction will be \$1,000.00 for each deficiency identified.

The deficiency will be based on lack of diesel retrofit emissions control.

If a Contractor accumulates three diesel retrofit deficiency deductions for the same piece of equipment in a contract period, the Contractor will be shutdown until the deficiency is corrected.

Such a shutdown will not be grounds for any extension of the contract time, waiver of penalties, or be grounds for any claim.

80261

CONTRACT CLAIMS (BDE)

Effective: April 1, 2014

Revise the first paragraph of Article 109.09(a) of the Standard Specifications to read:

“(a) Submission of Claim. All claims filed by the Contractor shall be in writing and in sufficient detail to enable the Department to ascertain the basis and amount of the claim. As a minimum, the following information must accompany each claim submitted.”

Revise Article 109.09(e) of the Standard Specifications to read:

“(e) Procedure. The Department provides two administrative levels for claims review.

Level I Engineer of Construction

Level II Chief Engineer/Director of Highways or Designee

- (1) Level I. All claims shall first be submitted at Level I. Two copies each of the claim and supporting documentation shall be submitted simultaneously to the District and the Engineer of Construction. The Engineer of Construction, in consultation with the District, will consider all information submitted with the claim and render a decision on the claim within 90 days after receipt by the Engineer of Construction. Claims not conforming to this Article will be returned without consideration. The Engineer of Construction may schedule a claim presentation meeting if in the Engineer of Construction's judgment such a meeting would aid in resolution of the claim, otherwise a decision will be made based on the claim documentation submitted. If a Level I decision is not rendered within 90 days of receipt of the claim, or if the Contractor disputes the decision, an appeal to Level II may be made by the Contractor.
- (2) Level II. An appeal to Level II shall be made in writing to the Engineer of Construction within 45 days after the date of the Level I decision. Review of the claim at Level II shall be conducted as a full evaluation of the claim. A claim presentation meeting may be scheduled if the Chief Engineer/Director of Highways determines that such a meeting would aid in resolution of the claim, otherwise a decision will be made based on the claim documentation submitted. A Level II final decision will be rendered within 90 days of receipt of the written request for appeal.

Full compliance by the Contractor with the provisions specified in this Article is a contractual condition precedent to the Contractor's right to seek relief in the Court of Claims. The Director's written decision shall be the final administrative action of the Department. Unless the Contractor files a claim for adjudication by the Court of Claims within 60 days after the date of the written decision, the failure to file shall constitute a release and waiver of the claim.”

DISADVANTAGED BUSINESS ENTERPRISE PARTICIPATION (BDE)

Effective: September 1, 2000

Revised: January 2, 2016

FEDERAL OBLIGATION. The Department of Transportation, as a recipient of federal financial assistance, is required to take all necessary and reasonable steps to ensure nondiscrimination in the award and administration of contracts. Consequently, the federal regulatory provisions of 49 CFR Part 26 apply to this contract concerning the utilization of disadvantaged business enterprises. For the purposes of this Special Provision, a disadvantaged business enterprise (DBE) means a business certified by the Department in accordance with the requirements of 49 CFR Part 26 and listed in the Illinois Unified Certification Program (IL UCP) DBE Directory.

STATE OBLIGATION. This Special Provision will also be used by the Department to satisfy the requirements of the Business Enterprise for Minorities, Females, and Persons with Disabilities Act, 30 ILCS 575. When this Special Provision is used to satisfy state law requirements on 100 percent state-funded contracts, the federal government has no involvement in such contracts (not a federal-aid contract) and no responsibility to oversee the implementation of this Special Provision by the Department on those contracts. DBE participation on 100 percent state-funded contracts will not be credited toward fulfilling the Department's annual overall DBE goal required by the US Department of Transportation to comply with the federal DBE program requirements.

CONTRACTOR ASSURANCE. The Contractor makes the following assurance and agrees to include the assurance in each subcontract that the Contractor signs with a subcontractor.

The Contractor, subrecipient, or subcontractor shall not discriminate on the basis of race, color, national origin, or sex in the performance of this contract. The Contractor shall carry out applicable requirements of 49 CFR Part 26 in the award and administration of contracts funded in whole or in part with federal or state funds. Failure by the Contractor to carry out these requirements is a material breach of this contract, which may result in the termination of this contract or such other remedy as the recipient deems appropriate, which may include, but is not limited to:

- (a) Withholding progress payments;
- (b) Assessing sanctions;
- (c) Liquidated damages; and/or
- (d) Disqualifying the Contractor from future bidding as non-responsible.

OVERALL GOAL SET FOR THE DEPARTMENT. As a requirement of compliance with 49 CFR Part 26, the Department has set an overall goal for DBE participation in its federally assisted contracts. That goal applies to all federal-aid funds the Department will expend in its federally assisted contracts for the subject reporting fiscal year. The Department is required to make a

good faith effort to achieve the overall goal. The dollar amount paid to all approved DBE companies performing work called for in this contract is eligible to be credited toward fulfillment of the Department's overall goal.

CONTRACT GOAL TO BE ACHIEVED BY THE CONTRACTOR. This contract includes a specific DBE utilization goal established by the Department. The goal has been included because the Department has determined that the work of this contract has subcontracting opportunities that may be suitable for performance by DBE companies. The determination is based on an assessment of the type of work, the location of the work, and the availability of DBE companies to do a part of the work. The assessment indicates that, in the absence of unlawful discrimination, and in an arena of fair and open competition, DBE companies can be expected to perform 8.00 % of the work. This percentage is set as the DBE participation goal for this contract. Consequently, in addition to the other award criteria established for this contract, the Department will only award this contract to a bidder who makes a good faith effort to meet this goal of DBE participation in the performance of the work. A bidder makes a good faith effort for award consideration if either of the following is done in accordance with the procedures set for in this Special Provision:

- (a) The bidder documents that enough DBE participation has been obtained to meet the goal or,
- (b) The bidder documents that a good faith effort has been made to meet the goal, even though the effort did not succeed in obtaining enough DBE participation to meet the goal.

DBE LOCATOR REFERENCES. Bidders shall consult the IL UCP DBE Directory as a reference source for DBE-certified companies. In addition, the Department maintains a letting and item specific DBE locator information system whereby DBE companies can register their interest in providing quotes on particular bid items advertised for letting. Information concerning DBE companies willing to quote work for particular contracts may be obtained by contacting the Department's Bureau of Small Business Enterprises at telephone number (217) 785-4611, or by visiting the Department's website at:

<http://www.idot.illinois.gov/doing-business/certifications/disadvantaged-business-enterprise-certification/il-ucp-directory/index>.

BIDDING PROCEDURES. Compliance with this Special Provision is required prior to the award of the contract and the failure of the low bidder to comply will render the bid not responsive.

In order to assure the timely award of the contract, the low bidder shall submit:

- (a) The bidder shall submit a Disadvantaged Business Utilization Plan on completed Department forms SBE 2025 and 2026.
 - (1) The final Utilization Plan must be submitted within five calendar days after the date of the letting.

- (2) To meet the five day requirement, the bidder may send the Utilization Plan electronically by scanning and sending to DOT.DBE.UP@illinois.gov or faxing to (217) 785-1524. The subject line must include the bid Item Number and the Letting date. The Utilization Plan should be sent as one .pdf file, rather than multiple files and emails for the same Item Number. It is the responsibility of the bidder to obtain confirmation of email or fax delivery.

Alternatively, the Utilization Plan may be sent by certified mail or delivery service within the five calendar day period. If a question arises concerning the mailing date of a Utilization Plan, the mailing date will be established by the U.S. Postal Service postmark on the original certified mail receipt from the U.S. Postal Service or the receipt issued by a delivery service. It is the responsibility of the bidder to ensure the postmark or receipt date is affixed within the five days if the bidder intends to rely upon mailing or delivery to satisfy the submission day requirement. The Utilization Plan is to be submitted to:

Illinois Department of Transportation
Bureau of Small Business Enterprises
Contract Compliance Section
2300 South Dirksen Parkway, Room 319
Springfield, Illinois 62764

The Department will not accept a Utilization Plan if it does not meet the five day submittal requirement and the bid will be declared not responsive. In the event the bid is declared not responsive due to a failure to submit a Utilization Plan or failure to comply with the bidding procedures set forth herein, the Department may elect to cause the forfeiture of the penal sum of the bidder's proposal guaranty, and may deny authorization to bid the project if re-advertised for bids. The Department reserves the right to invite any other bidder to submit a Utilization Plan at any time for award consideration or to extend the time for award.

- (b) The Utilization Plan shall indicate that the bidder either has obtained sufficient DBE participation commitments to meet the contract goal or has not obtained enough DBE participation commitments in spite of a good faith effort to meet the goal. The Utilization Plan shall further provide the name, telephone number, and telefax number of a responsible official of the bidder designated for purposes of notification of Utilization Plan approval or disapproval under the procedures of this Special Provision.
- (c) The Utilization Plan shall include a DBE Participation Commitment Statement, Department form SBE 2025, for each DBE proposed for the performance of work to achieve the contract goal. For bidding purposes, submission of the completed SBE 2025 forms, signed by the DBEs and scanned or faxed to the bidder will be acceptable as long as the original is available and provided upon request. All elements of information indicated on the said form shall be provided, including but not limited to the following:

- (1) The names and addresses of DBE firms that will participate in the contract;
- (2) A description, including pay item numbers, of the work each DBE will perform;
- (3) The dollar amount of the participation of each DBE firm participating. The dollar amount of participation for identified work shall specifically state the quantity, unit price, and total subcontract price for the work to be completed by the DBE. If partial pay items are to be performed by the DBE, indicate the portion of each item, a unit price where appropriate and the subcontract price amount;
- (4) DBE Participation Commitment Statements, form SBE 2025, signed by the bidder and each participating DBE firm documenting the commitment to use the DBE subcontractors whose participation is submitted to meet the contract goal;
- (5) If the bidder is a joint venture comprised of DBE companies and non-DBE companies, the Utilization Plan must also include a clear identification of the portion of the work to be performed by the DBE partner(s); and,
- (6) If the contract goal is not met, evidence of good faith efforts; the documentation of good faith efforts must include copies of each DBE and non-DBE subcontractor quote submitted to the bidder when a non-DBE subcontractor is selected over a DBE for work on the contract.

GOOD FAITH EFFORT PROCEDURES. The contract will not be awarded until the Utilization Plan submitted by the apparent successful bidder is approved. All information submitted by the bidder must be complete, accurate and adequately document that enough DBE participation has been obtained or document that good faith efforts of the bidder, in the event enough DBE participation has not been obtained, before the Department will commit to the performance of the contract by the bidder. The Utilization Plan will be approved by the Department if the Utilization Plan documents sufficient commercially useful DBE work to meet the contract goal or the bidder submits sufficient documentation of a good faith effort to meet the contract goal pursuant to 49 CFR Part 26, Appendix A. The Utilization Plan will not be approved by the Department if the Utilization Plan does not document sufficient DBE participation to meet the contract goal unless the apparent successful bidder documented in the Utilization Plan that it made a good faith effort to meet the goal. This means that the bidder must show that all necessary and reasonable steps were taken to achieve the contract goal. Necessary and reasonable steps are those which, by their scope, intensity and appropriateness to the objective, could reasonably be expected to obtain sufficient DBE participation, even if they were not successful. The Department will consider the quality, quantity, and intensity of the kinds of efforts that the bidder has made. Mere *pro forma* efforts, in other words, efforts done as a matter of form, are not good faith efforts; rather, the bidder is expected to have taken genuine efforts that would be reasonably expected of a bidder actively and aggressively trying to obtain DBE participation sufficient to meet the contract goal.

- (a) The following is a list of types of action that the Department will consider as part of the evaluation of the bidder's good faith efforts to obtain participation. These listed factors

are not intended to be a mandatory checklist and are not intended to be exhaustive. Other factors or efforts brought to the attention of the Department may be relevant in appropriate cases, and will be considered by the Department.

- (1) Soliciting through all reasonable and available means (e.g. attendance at pre-bid meetings, advertising and/or written notices) the interest of all certified DBE companies that have the capability to perform the work of the contract. The bidder must solicit this interest within sufficient time to allow the DBE companies to respond to the solicitation. The bidder must determine with certainty if the DBE companies are interested by taking appropriate steps to follow up initial solicitations.
- (2) Selecting portions of the work to be performed by DBE companies in order to increase the likelihood that the DBE goals will be achieved. This includes, where appropriate, breaking out contract work items into economically feasible units to facilitate DBE participation, even when the prime Contractor might otherwise prefer to perform these work items with its own forces.
- (3) Providing interested DBE companies with adequate information about the plans, specifications, and requirements of the contract in a timely manner to assist them in responding to a solicitation.
- (4) a. Negotiating in good faith with interested DBE companies. It is the bidder's responsibility to make a portion of the work available to DBE subcontractors and suppliers and to select those portions of the work or material needs consistent with the available DBE subcontractors and suppliers, so as to facilitate DBE participation. Evidence of such negotiation includes the names, addresses, and telephone numbers of DBE companies that were considered; a description of the information provided regarding the plans and specifications for the work selected for subcontracting; and evidence as to why additional agreements could not be reached for DBE companies to perform the work.
 - b. A bidder using good business judgment would consider a number of factors in negotiating with subcontractors, including DBE subcontractors, and would take a firm's price and capabilities as well as contract goals into consideration. However, the fact that there may be some additional costs involved in finding and using DBE companies is not in itself sufficient reason for a bidder's failure to meet the contract DBE goal, as long as such costs are reasonable. Also the ability or desire of a bidder to perform the work of a contract with its own organization does not relieve the bidder of the responsibility to make good faith efforts. Bidders are not, however, required to accept higher quotes from DBE companies if the price difference is excessive or unreasonable. In accordance with subsection (c)(6) of the above Bidding Procedures, the documentation of good faith efforts must include copies of each DBE and non-DBE subcontractor quote submitted to the bidder when a non-DBE subcontractor was selected over a DBE for work on the contract.

- (5) Not rejecting DBE companies as being unqualified without sound reasons based on a thorough investigation of their capabilities. The bidder's standing within its industry, membership in specific groups, organizations, or associations and political or social affiliations (for example union vs. non-union employee status) are not legitimate causes for the rejection or non-solicitation of bids in the bidder's efforts to meet the project goal.
 - (6) Making efforts to assist interested DBE companies in obtaining bonding, lines of credit, or insurance as required by the recipient or Contractor.
 - (7) Making efforts to assist interested DBE companies in obtaining necessary equipment, supplies, materials, or related assistance or services.
 - (8) Effectively using the services of available minority/women community organizations; minority/women contractors' groups; local, state, and federal minority/women business assistance offices; and other organizations as allowed on a case-by-case basis to provide assistance in the recruitment and placement of DBE companies.
- (b) If the Department determines that the apparent successful bidder has made a good faith effort to secure the work commitment of DBE companies to meet the contract goal, the Department will award the contract provided that it is otherwise eligible for award. If the Department determines that the bidder has failed to meet the requirements of this Special Provision or that a good faith effort has not been made, the Department will notify the responsible company official designated in the Utilization Plan that the bid is not responsive. The notification shall include a statement of reasons for the determination. If the Utilization Plan is not approved because it is deficient as a technical matter, unless waived by the Department, the bidder will be notified and will be allowed no more than a five calendar day period in order to cure the deficiency.
- (c) The bidder may request administrative reconsideration of a determination adverse to the bidder within the five working days after the receipt of the notification date of the determination by delivering the request to the Department of Transportation, Bureau of Small Business Enterprises, Contract Compliance Section, 2300 South Dirksen Parkway, Room 319, Springfield, Illinois 62764 (Telefax: (217) 785-1524). Deposit of the request in the United States mail on or before the fifth business day shall not be deemed delivery. The determination shall become final if a request is not made and delivered. A request may provide additional written documentation or argument concerning the issues raised in the determination statement of reasons, provided the documentation and arguments address efforts made prior to submitting the bid. The request will be forwarded to the Department's Reconsideration Officer. The Reconsideration Officer will extend an opportunity to the bidder to meet in person in order to consider all issues of documentation and whether the bidder made a good faith effort to meet the goal. After the review by the Reconsideration Officer, the bidder will be sent a written decision within ten working days after receipt of the request for consideration, explaining the basis for finding that the bidder did or did not meet the goal or make adequate good faith efforts to do so. A final decision by the Reconsideration

Officer that a good faith effort was made shall approve the Utilization Plan submitted by the bidder and shall clear the contract for award. A final decision that a good faith effort was not made shall render the bid not responsive.

CALCULATING DBE PARTICIPATION. The Utilization Plan values represent work anticipated to be performed and paid for upon satisfactory completion. The Department is only able to count toward the achievement of the overall goal and the contract goal the value of payments made for the work actually performed by DBE companies. In addition, a DBE must perform a commercially useful function on the contract to be counted. A commercially useful function is generally performed when the DBE is responsible for the work and is carrying out its responsibilities by actually performing, managing, and supervising the work involved. The Department and Contractor are governed by the provisions of 49 CFR Part 26.55(c) on questions of commercially useful functions as it affects the work. Specific counting guidelines are provided in 49 CFR Part 26.55, the provisions of which govern over the summary contained herein.

- (a) DBE as the Contractor: 100 percent goal credit for that portion of the work performed by the DBE's own forces, including the cost of materials and supplies. Work that a DBE subcontracts to a non-DBE does not count toward the DBE goals.
- (b) DBE as a joint venture Contractor: 100 percent goal credit for that portion of the total dollar value of the contract equal to the distinct, clearly defined portion of the work performed by the DBE's own forces.
- (c) DBE as a subcontractor: 100 percent goal credit for the work of the subcontract performed by the DBE's own forces, including the cost of materials and supplies, excluding the purchase of materials and supplies or the lease of equipment by the DBE subcontractor from the prime Contractor or its affiliates. Work that a DBE subcontractor in turn subcontracts to a non-DBE does not count toward the DBE goal.
- (d) DBE as a trucker: 100 percent goal credit for trucking participation provided the DBE is responsible for the management and supervision of the entire trucking operation for which it is responsible. At least one truck owned, operated, licensed, and insured by the DBE must be used on the contract. Credit will be given for the following:
 - (1) The DBE may lease trucks from another DBE firm, including an owner-operator who is certified as a DBE. The DBE who leases trucks from another DBE receives credit for the total value of the transportation services the lessee DBE provides on the contract.
 - (2) The DBE may also lease trucks from a non-DBE firm, including from an owner-operator. The DBE who leases trucks from a non-DBE is entitled to credit only for the fee or commission is receives as a result of the lease arrangement.
- (e) DBE as a material supplier:

- (1) 60 percent goal credit for the cost of the materials or supplies purchased from a DBE regular dealer.
- (2) 100 percent goal credit for the cost of materials of supplies obtained from a DBE manufacturer.
- (3) 100 percent credit for the value of reasonable fees and commissions for the procurement of materials and supplies if not a DBE regular dealer or DBE manufacturer.

CONTRACT COMPLIANCE. Compliance with this Special Provision is an essential part of the contract. The Department is prohibited by federal regulations from crediting the participation of a DBE included in the Utilization Plan toward either the contract goal or the Department's overall goal until the amount to be applied toward the goals has been paid to the DBE. The following administrative procedures and remedies govern the compliance by the Contractor with the contractual obligations established by the Utilization Plan. After approval of the Utilization Plan and award of the contract, the Utilization Plan and individual DBE Participation Statements become part of the contract. If the Contractor did not succeed in obtaining enough DBE participation to achieve the advertised contract goal, and the Utilization Plan was approved and contract awarded based upon a determination of good faith, the total dollar value of DBE work calculated in the approved Utilization Plan as a percentage of the awarded contract value shall become the amended contract goal. All work indicated for performance by an approved DBE shall be performed, managed, and supervised by the DBE executing the DBE Participation Commitment Statement.

- (a) NO AMENDMENT. No amendment to the Utilization Plan may be made without prior written approval from the Department's Bureau of Small Business Enterprises. All requests for amendment to the Utilization Plan shall be submitted to the Department of Transportation, Bureau of Small Business Enterprises, Contract Compliance Section, 2300 South Dirksen Parkway, Room 319, Springfield, Illinois 62764. Telephone number (217) 785-4611. Telefax number (217) 785-1524.
- (b) CHANGES TO WORK. Any deviation from the DBE condition-of-award or contract plans, specifications, or special provisions must be approved, in writing, by the Department as provided elsewhere in the Contract. The Contractor shall notify affected DBEs in writing of any changes in the scope of work which result in a reduction in the dollar amount condition-of-award to the contract. Where the revision includes work committed to a new DBE subcontractor, not previously involved in the project, then a Request for Approval of Subcontractor, Department form BC 260A or AER 260A, must be signed and submitted. If the commitment of work is in the form of additional tasks assigned to an existing subcontract, then a new Request for Approval of Subcontractor shall not be required. However, the Contractor must document efforts to assure that the existing DBE subcontractor is capable of performing the additional work and has agreed in writing to the change.

- (c) SUBCONTRACT. The Contractor must provide DBE subcontracts to IDOT upon request. Subcontractors shall ensure that all lower tier subcontracts or agreements with DBEs to supply labor or materials be performed in accordance with this Special Provision.
- (d) ALTERNATIVE WORK METHODS. In addition to the above requirements for reductions in the condition of award, additional requirements apply to the two cases of Contractor-initiated work substitution proposals. Where the contract allows alternate work methods which serve to delete or create underruns in condition of award DBE work, and the Contractor selects that alternate method or, where the Contractor proposes a substitute work method or material that serves to diminish or delete work committed to a DBE and replace it with other work, then the Contractor must demonstrate one of the following:
- (1) That the replacement work will be performed by the same DBE (as long as the DBE is certified in the respective item of work) in a modification of the condition of award; or
 - (2) That the DBE is aware that its work will be deleted or will experience underruns and has agreed in writing to the change. If this occurs, the Contractor shall substitute other work of equivalent value to a certified DBE or provide documentation of good faith efforts to do so; or
 - (3) That the DBE is not capable of performing the replacement work or has declined to perform the work at a reasonable competitive price. If this occurs, the Contractor shall substitute other work of equivalent value to a certified DBE or provide documentation of good faith efforts to do so.
- (e) TERMINATION AND REPLACEMENT PROCEDURES. The Contractor shall not terminate or replace a DBE listed on the approved Utilization Plan, or perform with other forces work designated for a listed DBE except as provided in this Special Provision. The Contractor shall utilize the specific DBEs listed to perform the work and supply the materials for which each is listed unless the Contractor obtains the Department's written consent as provided in subsection (a) of this part. Unless Department consent is provided for termination of a DBE subcontractor, the Contractor shall not be entitled to any payment for work or material unless it is performed or supplied by the DBE in the Utilization Plan.

As stated above, the Contractor shall not terminate or replace a DBE subcontractor listed in the approved Utilization Plan without prior written consent. This includes, but is not limited to, instances in which the Contractor seeks to perform work originally designated for a DBE subcontractor with its own forces or those of an affiliate, a non-DBE firm, or with another DBE firm. Written consent will be granted only if the Bureau of Small Business Enterprises agrees, for reasons stated in its concurrence document, that the Contractor has good cause to terminate or replace the DBE firm. Before transmitting to the Bureau of Small Business Enterprises any request to terminate and/or substitute a DBE subcontractor, the Contractor shall give notice in writing to the DBE subcontractor,

with a copy to the Bureau, of its intent to request to terminate and/or substitute, and the reason for the request. The Contractor shall give the DBE five days to respond to the Contractor's notice. The DBE so notified shall advise the Bureau and the Contractor of the reasons, if any, why it objects to the proposed termination of its subcontract and why the Bureau should not approve the Contractor's action. If required in a particular case as a matter of public necessity, the Bureau may provide a response period shorter than five days.

For purposes of this paragraph, good cause includes the following circumstances:

- (1) The listed DBE subcontractor fails or refuses to execute a written contract;
- (2) The listed DBE subcontractor fails or refuses to perform the work of its subcontract in a way consistent with normal industry standards. Provided, however, that good cause does not exist if the failure or refusal of the DBE subcontractor to perform its work on the subcontract results from the bad faith or discriminatory action of the prime contractor;
- (3) The listed DBE subcontractor fails or refuses to meet the prime Contractor's reasonable, nondiscriminatory bond requirements;
- (4) The listed DBE subcontractor becomes bankrupt, insolvent, or exhibits credit unworthiness;
- (5) The listed DBE subcontractor is ineligible to work on public works projects because of suspension and debarment proceedings pursuant 2 CFR Parts 180, 215 and 1200 or applicable state law.
- (6) You have determined that the listed DBE subcontractor is not a responsible contractor;
- (7) The listed DBE subcontractor voluntarily withdraws from the projects and provides to you written notice of its withdrawal;
- (8) The listed DBE is ineligible to receive DBE credit for the type of work required;
- (9) A DBE owner dies or becomes disabled with the result that the listed DBE contractor is unable to complete its work on the contract;
- (10) Other documented good cause that compels the termination of the DBE subcontractor. Provided, that good cause does not exist if the prime Contractor seeks to terminate a DBE it relied upon to obtain the contract so that the prime Contractor can self-perform the work for which the DBE contractor was engaged or so that the prime Contractor can substitute another DBE or non-DBE contractor after contract award.

When a DBE is terminated, or fails to complete its work on the Contract for any reason the Contractor shall make a good faith effort to find another DBE to substitute for the original DBE to perform at least the same amount of work under the contract as the terminated DBE to the extent needed to meet the established Contract goal. The good faith efforts shall be documented by the Contractor. If the Department requests documentation under this provision, the Contractor shall submit the documentation within seven days, which may be extended for an additional seven days if necessary at the request of the Contractor. The Department shall provide a written determination to the Contractor stating whether or not good faith efforts have been demonstrated.

- (f) PAYMENT RECORDS. The Contractor shall maintain a record of payments for work performed to the DBE participants. The records shall be made available to the Department for inspection upon request. After the performance of the final item of work or delivery of material by a DBE and final payment therefore to the DBE by the Contractor, but not later than thirty calendar days after payment has been made by the Department to the Contractor for such work or material, the Contractor shall submit a DBE Payment Agreement on Department form SBE 2115 to the Resident Engineer. If full and final payment has not been made to the DBE, the DBE Payment Agreement shall indicate whether a disagreement as to the payment required exists between the Contractor and the DBE or if the Contractor believes that the work has not been satisfactorily completed. If the Contractor does not have the full amount of work indicated in the Utilization Plan performed by the DBE companies indicated in the Utilization Plan and after good faith efforts are reviewed, the Department may deduct from contract payments to the Contractor the amount of the goal not achieved as liquidated and ascertained damages. The Contractor may request an administrative reconsideration of any amount deducted as damages pursuant to subsection (h) of this part.
- (g) ENFORCEMENT. The Department reserves the right to withhold payment to the Contractor to enforce the provisions of this Special Provision. Final payment shall not be made on the contract until such time as the Contractor submits sufficient documentation demonstrating achievement of the goal in accordance with this Special Provision or after liquidated damages have been determined and collected.
- (h) RECONSIDERATION. Notwithstanding any other provision of the contract, including but not limited to Article 109.09 of the Standard Specifications, the Contractor may request administrative reconsideration of a decision to deduct the amount of the goal not achieved as liquidated damages. A request to reconsider shall be delivered to the Contract Compliance Section and shall be handled and considered in the same manner as set forth in paragraph (c) of "Good Faith Effort Procedures" of this Special Provision, except a final decision that a good faith effort was not made during contract performance to achieve the goal agreed to in the Utilization Plan shall be the final administrative decision of the Department. The result of the reconsideration process is not administratively appealable to the U.S. Department of Transportation.

EQUAL EMPLOYMENT OPPORTUNITY (BDE)

Effective: April 1, 2015

FEDERAL AID CONTRACTS. Revise the following section of Check Sheet #1 of the Recurring Special Provisions to read:

"EQUAL EMPLOYMENT OPPORTUNITY

In the event of the Contractor's noncompliance with the provisions of this Equal Employment Opportunity Clause, the Illinois Human Rights Act, or the Illinois Department of Human Rights Rules and Regulations, the Contractor may be declared ineligible for future contracts or subcontracts with the State of Illinois or any of its political sub-divisions or municipal corporations, and the contract may be cancelled or voided in whole or in part, and such other sanctions or penalties may be imposed or remedies invoked as provided by statute or regulation.

During the performance of this Contract, the Contractor agrees as follows:

- (1) That it will not discriminate against any employee or applicant for employment because of race, color, religion, sex, sexual orientation, marital status, order of protection status, national origin or ancestry, citizenship status, age, physical or mental disability unrelated to ability, military status, or an unfavorable discharge from military service; and further that it will examine all job classifications to determine if minority persons or women are underutilized and will take appropriate affirmative action to rectify any such underutilization.
- (2) That, if it hires additional employees in order to perform this contract or any portion hereof, it will determine the availability (according to the Illinois Department of Human Rights Rules and Regulations) of minorities and women in the area(s) from which it may reasonably recruit and it will hire for each job classification for which employees are hired in such a way that minorities and women are not underutilized.
- (3) That, in all solicitations or advertisements for employees placed by it or on its behalf, it will state that all applicants will be afforded equal opportunity without discrimination because of race, color, religion, sex, sexual orientation, marital status, order of protection status, national origin or ancestry, citizenship status, age, physical or mental disability unrelated to ability, military status or an unfavorable discharge from military service.
- (4) That it will send to each labor organization or representative of workers with which it has or is bound by a collective bargaining or other agreement or understanding, a notice advising such labor organization or representative of the Contractor's obligations under the Illinois Human Rights Act and the Illinois Department of Human Rights Rules and Regulations. If any labor organization or representative fails or refuses to cooperate with the Contractor in its efforts to comply with such Act and Rules and Regulations, the

Contractor will promptly so notify the Illinois Department of Human Rights and IDOT and will recruit employees from other sources when necessary to fulfill its obligations thereunder.

- (5) That it will submit reports as required by the Illinois Department of Human Rights Rules and Regulations, furnish all relevant information as may from time to time be requested by the Illinois Department of Human Rights or IDOT, and in all respects comply with the Illinois Human Rights Act and the Illinois Department of Human Rights Rules and Regulations.
- (6) That it will permit access to all relevant books, records, accounts, and work sites by personnel of IDOT and the Illinois Department of Human Rights for purposes of investigation to ascertain compliance with the Illinois Human Rights Act and the Illinois Department of Human Rights Rules and Regulations.
- (7) That it will include verbatim or by reference the provisions of this clause in every subcontract it awards under which any portion of the contract obligations are undertaken or assumed, so that the provisions will be binding upon the subcontractor. In the same manner as with other provisions of this contract, the Contractor will be liable for compliance with applicable provisions of this clause by subcontractors; and further it will promptly notify IDOT and the Illinois Department of Human Rights in the event any subcontractor fails or refuses to comply with these provisions. In addition, the Contractor will not utilize any subcontractor declared by the Illinois Human Rights Commission to be ineligible for contracts or subcontracts with the State of Illinois or any of its political subdivisions or municipal corporations."

STATE CONTRACTS. Revise Section II of Check Sheet #5 of the Recurring Special Provisions to read:

"II. EQUAL EMPLOYMENT OPPORTUNITY

In the event of the Contractor's noncompliance with the provisions of this Equal Employment Opportunity Clause, the Illinois Human Rights Act or the Illinois Department of Human Rights Rules and Regulations, the Contractor may be declared ineligible for future contracts or subcontracts with the State of Illinois or any of its political sub-divisions or municipal corporations, and the contract may be cancelled or voided in whole or in part, and such other sanctions or penalties may be imposed or remedies invoked as provided by statute or regulation.

During the performance of this Contract, the Contractor agrees as follows:

1. That it will not discriminate against any employee or applicant for employment because of race, color, religion, sex, sexual orientation, marital status, order of protection status, national origin or ancestry, citizenship status, age, physical or mental disability unrelated to ability, military status, or an unfavorable discharge from military service; and further

that it will examine all job classifications to determine if minority persons or women are underutilized and will take appropriate affirmative action to rectify any such underutilization.

2. That, if it hires additional employees in order to perform this contract or any portion hereof, it will determine the availability (according to the Illinois Department of Human Rights Rules and Regulations) of minorities and women in the area(s) from which it may reasonably recruit and it will hire for each job classification for which employees are hired in such a way that minorities and women are not underutilized.
3. That, in all solicitations or advertisements for employees placed by it or on its behalf, it will state that all applicants will be afforded equal opportunity without discrimination because of race, color, religion, sex, sexual orientation, marital status, order of protection status, national origin or ancestry, citizenship status, age, physical or mental disability unrelated to ability, military status, or an unfavorable discharge from military service.
4. That it will send to each labor organization or representative of workers with which it has or is bound by a collective bargaining or other agreement or understanding, a notice advising such labor organization or representative of the Contractor's obligations under the Illinois Human Rights Act and the Illinois Department of Human Rights Rules and Regulations. If any labor organization or representative fails or refuses to cooperate with the Contractor in its efforts to comply with such Act and Rules and Regulations, the Contractor will promptly so notify the Illinois Department of Human Rights and IDOT and will recruit employees from other sources when necessary to fulfill its obligations thereunder.
5. That it will submit reports as required by the Illinois Department of Human Rights Rules and Regulations, furnish all relevant information as may from time to time be requested by the Illinois Department of Human Rights or IDOT, and in all respects comply with the Illinois Human Rights Act and the Illinois Department of Human Rights Rules and Regulations.
6. That it will permit access to all relevant books, records, accounts and work sites by personnel of IDOT and the Illinois Department of Human Rights for purposes of investigation to ascertain compliance with the Illinois Human Rights Act and the Illinois Department of Human Rights Rules and Regulations.
7. That it will include verbatim or by reference the provisions of this clause in every subcontract it awards under which any portion of the contract obligations are undertaken or assumed, so that the provisions will be binding upon the subcontractor. In the same manner as with other provisions of this contract, the Contractor will be liable for compliance with applicable provisions of this clause by subcontractors; and further it will promptly notify IDOT and the Illinois Department of Human Rights in the event any subcontractor fails or refuses to comply with these provisions. In addition, the Contractor will not utilize any subcontractor declared by the Illinois Human Rights

Commission to be ineligible for contracts or subcontracts with the State of Illinois or any of its political subdivisions or municipal corporations.”

80358

HOT-MIX ASPHALT - DENSITY TESTING OF LONGITUDINAL JOINTS (BDE)

Effective: January 1, 2010

Revised: April 1, 2012

Description. This work shall consist of testing the density of longitudinal joints as part of the quality control/quality assurance (QC/QA) of hot-mix asphalt (HMA). Work shall be according to Section 1030 of the Standard Specifications except as follows.

Quality Control/Quality Assurance (QC/QA). Delete the second and third sentence of the third paragraph of Article 1030.05(d)(3) of the Standard Specifications.

Add the following paragraphs to the end of Article 1030.05(d)(3) of the Standard Specifications:

“Longitudinal joint density testing shall be performed at each random density test location. Longitudinal joint testing shall be located at a distance equal to the lift thickness or a minimum of 4 in. (100 mm), from each pavement edge. (i.e. for a 5 in. (125 mm) lift the near edge of the density gauge or core barrel shall be within 5 in. (125 mm) from the edge of pavement.) Longitudinal joint density testing shall be performed using either a correlated nuclear gauge or cores.

- a. Confined Edge. Each confined edge density shall be represented by a one-minute nuclear density reading or a core density and shall be included in the average of density readings or core densities taken across the mat which represents the Individual Test.
- b. Unconfined Edge. Each unconfined edge joint density shall be represented by an average of three one-minute density readings or a single core density at the given density test location and shall meet the density requirements specified herein. The three one-minute readings shall be spaced ten feet apart longitudinally along the unconfined pavement edge and centered at the random density test location.”

Revise the Density Control Limits table in Article 1030.05(d)(4) of the Standard Specifications to read:

“Mixture Composition	Parameter	Individual Test (includes confined edges)	Unconfined Edge Joint Density Minimum
IL-4.75	N _{design} = 50	93.0 – 97.4%	91.0%
IL-9.5, IL-12.5	N _{design} ≥ 90	92.0 – 96.0%	90.0%
IL-9.5, IL-9.5L, IL-12.5	N _{design} < 90	92.5 – 97.4%	90.0%
IL-19.0, IL-25.0	N _{design} ≥ 90	93.0 – 96.0%	90.0%
IL-19.0, IL-19.0L, IL-25.0	N _{design} < 90	93.0 – 97.4%	90.0%

SMA	Ndesign = 50 & 80	93.5 – 97.4%	91.0%
All Other	Ndesign = 30	93.0 - 97.4%	90.0%”

80246

HOT MIX ASPHALT – PRIME COAT (BDE)

Effective: November 1, 2014

Revise Note 1 of Article 406.02 of the Standard Specifications to read:

“Note 1. The bituminous material used for prime coat shall be one of the types listed in the following table.

When emulsified asphalts are used, any dilution with water shall be performed by the emulsion producer. The emulsified asphalt shall be thoroughly agitated within 24 hours of application and show no separation of water and emulsion.

Application	Bituminous Material Types
Prime Coat on Brick, Concrete, or HMA Bases	SS-1, SS-1h, SS-1hP, SS-1vh, RS-1, RS-2, CSS-1, CSS-1h, CSS-1hp, CRS-1, CRS-2, HFE-90, RC-70
Prime Coat on Aggregate Bases	MC-30, PEP”

Add the following to Article 406.03 of the Standard Specifications.

- “(i) Vacuum Sweeper 1101.19
- “(j) Spray Paver 1102.06”

Revise Article 406.05(b) of the Standard Specifications to read:

“(b) Prime Coat. The bituminous material shall be prepared according to Article 403.05 and applied according to Article 403.10. The use of RC-70 shall be limited to air temperatures less than 60 °F (15 °C).

- (1) Brick, Concrete or HMA Bases. The base shall be cleaned of all dust, debris and any substance that will prevent the prime coat from adhering to the base. Cleaning shall be accomplished by sweeping to remove all large particles and air blasting to remove dust. As an alternative to air blasting, a vacuum sweeper may be used to accomplish the dust removal. The base shall be free of standing water at the time of application. The prime coat shall be applied uniformly and at a rate that will provide a residual asphalt rate on the prepared surface as specified in the following table.

Type of Surface to be Primed	Residual Asphalt Rate lb/sq ft (kg/sq m)
Milled HMA, Aged Non-Milled HMA, Milled Concrete, Non-Milled Concrete & Tined Concrete	0.05 (0.244)
Fog Coat between HMA Lifts, IL-4.75 & Brick	0.025 (0.122)

The bituminous material for the prime coat shall be placed one lane at a time. If a spray paver is not used, the primed lane shall remain closed until the prime coat is

fully cured and does not pickup under traffic. When placing prime coat through an intersection where it is not possible to keep the lane closed, the prime coat may be covered immediately following its application with fine aggregate mechanically spread at a uniform rate of 2 to 4 lb/sq yd (1 to 2 kg/sq m).

- (2) Aggregate Bases. The prime coat shall be applied uniformly and at a rate that will provide a residual asphalt rate on the prepared surface of 0.25 lb/sq ft \pm 0.01 (1.21 kg/sq m \pm 0.05).

The prime coat shall be permitted to cure until the penetration has been approved by the Engineer, but at no time shall the curing period be less than 24 hours for MC-30 or four hours for PEP. Pools of prime occurring in the depressions shall be broomed or squeegeed over the surrounding surface the same day the prime coat is applied.

The base shall be primed 1/2 width at a time. The prime coat on the second half/width shall not be applied until the prime coat on the first half/width has cured so that it will not pickup under traffic.

The residual asphalt rate will be verified a minimum of once per type of surface to be primed as specified herein for which at least 2000 tons (1800 metric tons) of HMA will be placed. The test will be according to the "Determination of Residual Asphalt in Prime and Tack Coat Materials" test procedure.

Prime coat shall be fully cured prior to placement of HMA to prevent pickup by haul trucks or paving equipment. If pickup occurs, paving shall cease in order to provide additional cure time, and all areas where the pickup occurred shall be repaired.

If after five days, loss of prime coat is evident prior to covering with HMA, additional prime coat shall be placed as determined by the Engineer at no additional cost to the Department."

Revise the last sentence of the first paragraph of Article 406.13(b) of the Standard Specifications to read:

"Water added to emulsified asphalt, as allowed in Article 406.02, will not be included in the quantities measured for payment."

Revise the second paragraph of Article 406.13(b) of the Standard Specifications to read:

"Aggregate for covering prime coat will not be measured for payment."

Revise the first paragraph of Article 406.14 of the Standard Specifications to read:

406.14 Basis of Payment. Prime Coat will be paid for at the contract unit price per pound (kilogram) of residual asphalt applied for BITUMINOUS MATERIALS (PRIME COAT), or POLYMERIZED BITUMINOUS MATERIALS (PRIME COAT)."

Revise Article 407.02 of the Standard Specifications to read:

407.02 Materials. Materials shall be according to Article 406.02, except as follows.

Item	Article/Section
(a) Packaged Rapid Hardening Mortar or Concrete	1018”

Revise Article 407.06(b) of the Standard Specifications to read:

“(b) A bituminous prime coat shall be applied between each lift of HMA according to Article 406.05(b).”

Delete the second paragraph of Article 407.12 of the Standard Specifications.

Revise the first paragraph of Article 408.04 of the Standard Specifications to read:

408.04 Method of Measurement. Bituminous priming material will be measured for payment according to Article 406.13.”

Revise the first paragraph of Article 408.05 of the Standard Specifications to read:

408.05 Basis of Payment. This work will be paid for at the contract unit price per pound (kilogram) of residual asphalt applied for BITUMINOUS MATERIALS (PRIME COAT) or POLYMERIZED BITUMINOUS MATERIALS (PRIME COAT) and at the contract unit price per ton (metric ton) for INCIDENTAL HOT-MIX ASPHALT SURFACING.”

Revise Article 1032.02 of the Standard Specifications to read:

1032.02 Measurement. Asphalt binders, emulsified asphalts, rapid curing liquid asphalt, medium curing liquid asphalts, slow curing liquid asphalts, asphalt fillers, and road oils will be measured by weight.

A weight ticket for each truck load shall be furnished to the inspector. The truck shall be weighed at a location approved by the Engineer. The ticket shall show the weight of the empty truck (the truck being weighed each time before it is loaded), the weight of the loaded truck, and the net weight of the bituminous material.

When an emulsion or cutback is used for prime coat, the percentage of asphalt residue of the actual certified product shall be shown on the producer’s bill of lading or attached certificate of analysis. If the producer adds extra water to an emulsion at the request of the purchaser, the amount of water shall also be shown on the bill of lading.

Payment will not be made for bituminous materials in excess of 105 percent of the amount specified by the Engineer.”

Add the following to the table in Article 1032.04 of the Standard Specifications.

"SS-1vh	160-180	70-80
RS-1, CRS-1	75-130	25-55"

Add the following to Article 1032.06 of the Standard Specifications.

"(g) Non Tracking Emulsified Asphalt SS-1vh shall be according to the following.

Requirements for SS-1vh			
Test		SPEC	AASHTO Test Method
Saybolt Viscosity @ 25C,	SFS	20-200	T 72
Storage Stability, 24hr.,	%	1 max.	T 59
Residue by Evaporation,	%	50 min.	T 59
Sieve Test,	%	0.3 max.	T 59
Tests on Residue from Evaporation			
Penetration @25°C, 100g., 5 sec.,	dmm	20 max.	T 49
Softening Point,	°C	65 min.	T 53
Solubility,	%	97.5 min.	T 44
Orig. DSR @ 82°C,	kPa	1.00 min.	T 315"

Revise the last table in Article 1032.06(f)(2)d. of the Standard Specifications to read:

"Grade	Use
SS-1, SS-1h, RS-1, RS-2, CSS-1, CRS-1, CRS-2, CSS-1h, HFE-90, SS-1hP, CSS-1hP, SS-1vh	Prime or fog seal
PEP	Bituminous surface treatment prime
RS-2, HFE-90, HFE-150, HFE- 300, CRSP, HFP, CRS-2, HFRS-2	Bituminous surface treatment
CSS-1h Latex Modified	Microsurfacing"

Add the following to Article 1101 of the Standard Specifications.

"1101.19 Vacuum Sweeper. The vacuum sweeper shall have a minimum sweeping path of 52 in. (1.3 m) and a minimum blower rating of 20,000 cu ft per minute (566 cu m per minute)."

Add the following to Article 1102 of the Standard Specifications:

"1102.06 Spray Paver. The spreading and finishing machine shall be capable of spraying a rapid setting emulsion tack coat, paving a layer of HMA, and providing a smooth HMA mat in one pass. The HMA shall be spread over the tack coat in less than five seconds after the

application of the tack coat during normal paving speeds. No wheel or other part of the paving machine shall come into contact with the tack coat before the HMA is applied. In addition to meeting the requirements of Article 1102.03, the spray paver shall also meet the requirements of Article 1102.05 for the tank, heating system, pump, thermometer, tachometer or synchronizer, and calibration. The spray bar shall be equipped with properly sized and spaced nozzles to apply a uniform application of tack coat at the specified rate for the full width of the mat being placed.”

80348

PROGRESS PAYMENTS (BDE)

Effective: November 2, 2013

Revise Article 109.07(a) of the Standard Specifications to read:

“(a) Progress Payments. At least once each month, the Engineer will make a written estimate of the quantity of work performed in accordance with the contract, and the value thereof at the contract unit prices. The amount of the estimate approved as due for payment will be vouchered by the Department and presented to the State Comptroller for payment. No amount less than \$1000.00 will be approved for payment other than the final payment.

Progress payments may be reduced by liens filed pursuant to Section 23(c) of the Mechanics' Lien Act, 770 ILCS 60/23(c).

If a Contractor or subcontractor has defaulted on a loan issued under the Department's Disadvantaged Business Revolving Loan Program (20 ILCS 2705/2705-610), progress payments may be reduced pursuant to the terms of that loan agreement. In such cases, the amount of the estimate related to the work performed by the Contractor or subcontractor, in default of the loan agreement, will be offset, in whole or in part, and vouchered by the Department to the Working Capital Revolving Fund or designated escrow account. Payment for the work shall be considered as issued and received by the Contractor or subcontractor on the date of the offset voucher. Further, the amount of the offset voucher shall be a credit against the Department's obligation to pay the Contractor, the Contractor's obligation to pay the subcontractor, and the Contractor's or subcontractor's total loan indebtedness to the Department. The offset shall continue until such time as the entire loan indebtedness is satisfied. The Department will notify the Contractor and Fund Control Agent in a timely manner of such offset. The Contractor or subcontractor shall not be entitled to additional payment in consideration of the offset.

The failure to perform any requirement, obligation, or term of the contract by the Contractor shall be reason for withholding any progress payments until the Department determines that compliance has been achieved.”

80328

RETROREFLECTIVE SHEETING FOR HIGHWAY SIGNS (BDE)

Effective: November 1, 2014

Revise the first sentence of the first paragraph of Article 1091.03(a)(3) of the Standard Specifications to read:

“When tested according to ASTM E 810, with averaging, the sheeting shall have a minimum coefficient of retroreflection as show in the following tables.”

Replace the Tables for Type AA sheeting, Type AP sheeting, Type AZ sheeting and Type ZZ sheeting in Article 1091.03(a)(3) with the following.

Type AA Sheeting
Minimum Coefficient of Retroreflection
Candelas/foot candle/sq ft (candelas/lux/sq m) of material

Type AA (Average of 0 and 90 degree rotation)

Observation Angle (deg.)	Entrance Angle (deg.)	White	Yellow	Red	Green	Blue	FO
0.2	-4	800	600	120	80	40	200
0.2	+30	400	300	60	35	20	100
0.5	-4	200	150	30	20	10	75
0.5	+30	100	75	15	10	5	35

Type AA (45 degree rotation)

Observation Angle (deg.)	Entrance Angle (deg.)	Yellow	FO
0.2	-4	500	165
0.2	+30	115	40
0.5	-4	140	65
0.5	+30	60	30

REINFORCEMENT BARS (BDE)

Effective: November 1, 2013

Revise the first and second paragraphs of Article 508.05 of the Standard Specifications to read:

“508.05 Placing and Securing. All reinforcement bars shall be placed and tied securely at the locations and in the configuration shown on the plans prior to the placement of concrete. Manual welding of reinforcement may only be permitted on precast concrete products as indicated in the current Bureau of Materials and Physical Research Policy Memorandum “Quality Control / Quality Assurance Program for Precast Concrete Products”, and for precast prestressed concrete products as indicated in the Department’s current “Manual for Fabrication of Precast Prestressed Concrete Products”. Reinforcement bars shall not be placed by sticking or floating into place or immediately after placement of the concrete.

Bars shall be tied at all intersections, except where the center to center dimension is less than 1 ft (300 mm) in each direction, in which case alternate intersections shall be tied. Molded plastic clips may be used in lieu of wire to secure bar intersections, but shall not be permitted in horizontal bar mats subject to construction foot traffic or to secure longitudinal bar laps. Plastic clips shall adequately secure the reinforcement bars, and shall permit the concrete to flow through and fully encase the reinforcement. Plastic clips may be recycled plastic, and shall meet the approval of the Engineer. The number of ties as specified shall be doubled for lap splices at the stage construction line of concrete bridge decks when traffic is allowed on the first completed stage during the pouring of the second stage.”

Revise the fifth paragraph of Article 508.05 of the Standard Specifications to read:

“Supports for reinforcement in bridge decks shall be metal. For all other concrete construction the supports shall be metal or plastic. Metal bar supports shall be made of cold-drawn wire, or other approved material and shall be either epoxy coated, galvanized or plastic tipped. When the reinforcement bars are epoxy coated, the metal supports shall be epoxy coated. Plastic supports may be recycled plastic. Supports shall be provided in sufficient number and spaced to provide the required clearances. Supports shall adequately support the reinforcement bars, and shall permit the concrete to flow through and fully encase the reinforcement. The legs of supports shall be spaced to allow an opening that is a minimum 1.33 times the nominal maximum aggregate size used in the concrete. Nominal maximum aggregate size is defined as the largest sieve which retains any of the aggregate sample particles. All supports shall meet the approval of the Engineer.”

Revise the first sentence of the eighth paragraph of Article 508.05 of the Standard Specifications to read:

“Epoxy coated reinforcement bars shall be tied with plastic coated wire, epoxy coated wire, or molded plastic clips where allowed.”

Add the following sentence to the end of the first paragraph of Article 508.06(c) of the Standard Specifications:

“In addition, the total slip of the bars within the splice sleeve of the connector after loading in tension to 30 ksi (207 MPa) and relaxing to 3 ksi (20.7 MPa) shall not exceed 0.01 in. (254 microns).”

Revise Article 1042.03(d) of the Standard Specifications to read:

“(d) Reinforcement and Accessories: The concrete cover over all reinforcement shall be within $\pm 1/4$ in. (± 6 mm) of the specified cover.

Welded wire fabric shall be accurately bent and tied in place.

Miscellaneous accessories to be cast into the concrete or for forming holes and recesses shall be carefully located and rigidly held in place by bolts, clamps, or other effective means. If paper tubes are used for vertical dowel holes, or other vertical holes which require grouting, they shall be removed before transportation to the construction site.”

80327

STEEL SLAG IN TRENCH BACKFILL (BDE)

Effective: January 1, 2016

Revise the second sentence of Article 1003.01(a)(8) of the Standard Specifications to read:

“Crushed steel slag shall be the nonmetallic product which is developed in a molten condition simultaneously with steel in an open hearth, basic oxygen, or electric arc furnace.”

Revise Article 1003.04(a) of the Standard Specifications to read:

“(a) Description. The fine aggregate shall consist of sand, stone sand, chats, wet bottom boiler slag, slag sand, or granulated slag sand. Crushed concrete sand, construction and demolition debris sand, and steel slag sand produced from an electric arc furnace may be used in lieu of the above for trench backfill.”

80362

WARM MIX ASPHALT (BDE)

Effective: January 1, 2012

Revised: November 1, 2014

Description. This work shall consist of designing, producing and constructing Warm Mix Asphalt (WMA) in lieu of Hot Mix Asphalt (HMA) at the Contractor's option. Work shall be according to Sections 406, 407, 408, 1030, and 1102 of the Standard Specifications, except as modified herein. In addition, any references to HMA in the Standard Specifications, or the special provisions shall be construed to include WMA.

WMA is an asphalt mixture which can be produced at temperatures lower than allowed for HMA utilizing approved WMA technologies. WMA technologies are defined as the use of additives or processes which allow a reduction in the temperatures at which HMA mixes are produced and placed. WMA is produced by the use of additives, a water foaming process, or combination of both. Additives include minerals, chemicals or organics incorporated into the asphalt binder stream in a dedicated delivery system. The process of foaming injects water into the asphalt binder stream, just prior to incorporation of the asphalt binder with the aggregate.

Approved WMA technologies may also be used in HMA provided all the requirements specified herein, with the exception of temperature, are met. However, asphalt mixtures produced at temperatures in excess of 275 °F (135 °C) will not be considered WMA when determining the grade reduction of the virgin asphalt binder grade.

Equipment.

Revise the first paragraph of Article 1102.01 of the Standard Specifications to read:

“1102.01 Hot-Mix Asphalt Plant. The hot-mix asphalt (HMA) plant shall be the batch-type, continuous-type, or dryer drum plant. The plants shall be evaluated for prequalification rating and approval to produce HMA according to the current Bureau of Materials and Physical Research Policy Memorandum, “Approval of Hot-Mix Asphalt Plants and Equipment”. Once approved, the Contractor shall notify the Bureau of Materials and Physical Research to obtain approval of all plant modifications. The plants shall not be used to produce mixtures concurrently for more than one project or for private work unless permission is granted in writing by the Engineer. The plant units shall be so designed, coordinated and operated that they will function properly and produce HMA having uniform temperatures and compositions within the tolerances specified. The plant units shall meet the following requirements.”

Add the following to Article 1102.01(a) of the Standard Specifications.

“(13) Equipment for Warm Mix Technologies.

- a. Foaming. Metering equipment for foamed asphalt shall have an accuracy of ± 2 percent of the actual water metered. The foaming control system shall be electronically interfaced with the asphalt binder meter.

- b. Additives. Additives shall be introduced into the plant according to the supplier's recommendations and shall be approved by the Engineer. The system for introducing the WMA additive shall be interlocked with the aggregate feed or weigh system to maintain correct proportions for all rates of production and batch sizes."

Mix Design Verification.

Add the following to Article 1030.04 of the Standard Specifications.

"(e) Warm Mix Technologies.

- (1) Foaming. WMA mix design verification will not be required when foaming technology is used alone (without WMA additives). However, the foaming technology shall only be used on HMA designs previously approved by the Department.
- (2) Additives. WMA mix designs utilizing additives shall be submitted to the Engineer for mix design verification."

Construction Requirements.

Revise the second paragraph of Article 406.06(b)(1) of the Standard Specifications to read:

"The HMA shall be delivered at a temperature of 250 to 350 °F (120 to 175 °C).
WMA shall be delivered at a minimum temperature of 215 °F (102 °C)."

Basis of Payment.

This work will be paid at the contract unit price bid for the HMA pay items involved. Anti-strip will not be paid for separately, but shall be considered as included in the cost of the work.

80288

WEEKLY DBE TRUCKING REPORTS (BDE)

Effective: June 2, 2012

| Revised: April 2, 2015

| The Contractor shall submit a weekly report of Disadvantaged Business Enterprise (DBE) trucks hired by the Contractor or subcontractors (i.e. not owned by the Contractor or subcontractors) that are used for DBE goal credit.

| The report shall be submitted to the Engineer on Department form "SBE 723" within ten business days following the reporting period. The reporting period shall be Monday through Sunday for each week reportable trucking activities occur.

Any costs associated with providing weekly DBE trucking reports shall be considered as included in the contract unit prices bid for the various items of work involved and no additional compensation will be allowed.

80302

WORKING DAYS (BDE)

Effective: January 1, 2002

The Contractor shall complete the work within 50 working days.

80071

REQUIRED CONTRACT PROVISIONS FEDERAL-AID CONSTRUCTION CONTRACTS

- I. General
- II. Nondiscrimination
- III. Nonsegregated Facilities
- IV. Davis-Bacon and Related Act Provisions
- V. Contract Work Hours and Safety Standards Act Provisions
- VI. Subletting or Assigning the Contract
- VII. Safety: Accident Prevention
- VIII. False Statements Concerning Highway Projects
- IX. Implementation of Clean Air Act and Federal Water Pollution Control Act
- X. Compliance with Governmentwide Suspension and Debarment Requirements
- XI. Certification Regarding Use of Contract Funds for Lobbying

ATTACHMENTS

A. Employment and Materials Preference for Appalachian Development Highway System or Appalachian Local Access Road Contracts (included in Appalachian contracts only)

I. GENERAL

1. Form FHWA-1273 must be physically incorporated in each construction contract funded under Title 23 (excluding emergency contracts solely intended for debris removal). The contractor (or subcontractor) must insert this form in each subcontract and further require its inclusion in all lower tier subcontracts (excluding purchase orders, rental agreements and other agreements for supplies or services).

The applicable requirements of Form FHWA-1273 are incorporated by reference for work done under any purchase order, rental agreement or agreement for other services. The prime contractor shall be responsible for compliance by any subcontractor, lower-tier subcontractor or service provider.

Form FHWA-1273 must be included in all Federal-aid design-build contracts, in all subcontracts and in lower tier subcontracts (excluding subcontracts for design services, purchase orders, rental agreements and other agreements for supplies or services). The design-builder shall be responsible for compliance by any subcontractor, lower-tier subcontractor or service provider.

Contracting agencies may reference Form FHWA-1273 in bid proposal or request for proposal documents, however, the Form FHWA-1273 must be physically incorporated (not referenced) in all contracts, subcontracts and lower-tier subcontracts (excluding purchase orders, rental agreements and other agreements for supplies or services related to a construction contract).

2. Subject to the applicability criteria noted in the following sections, these contract provisions shall apply to all work performed on the contract by the contractor's own organization and with the assistance of workers under the contractor's immediate superintendence and to all work performed on the contract by piecework, station work, or by subcontract.

3. A breach of any of the stipulations contained in these Required Contract Provisions may be sufficient grounds for withholding of progress payments, withholding of final payment, termination of the contract, suspension / debarment or any other action determined to be appropriate by the contracting agency and FHWA.

4. Selection of Labor: During the performance of this contract, the contractor shall not use convict labor for any purpose within the limits of a construction project on a Federal-aid highway unless it is labor performed by convicts who are on parole, supervised release, or probation. The term Federal-aid highway does not include roadways functionally classified as local roads or rural minor collectors.

II. NONDISCRIMINATION

The provisions of this section related to 23 CFR Part 230 are applicable to all Federal-aid construction contracts and to all related construction subcontracts of \$10,000 or more. The provisions of 23 CFR Part 230 are not applicable to material supply, engineering, or architectural service contracts.

In addition, the contractor and all subcontractors must comply with the following policies: Executive Order 11246, 41 CFR 60, 29 CFR 1625-1627, Title 23 USC Section 140, the Rehabilitation Act of 1973, as amended (29 USC 794), Title VI of the Civil Rights Act of 1964, as amended, and related regulations including 49 CFR Parts 21, 26 and 27; and 23 CFR Parts 200, 230, and 633.

The contractor and all subcontractors must comply with: the requirements of the Equal Opportunity Clause in 41 CFR 60-1.4(b) and, for all construction contracts exceeding \$10,000, the Standard Federal Equal Employment Opportunity Construction Contract Specifications in 41 CFR 60-4.3.

Note: The U.S. Department of Labor has exclusive authority to determine compliance with Executive Order 11246 and the policies of the Secretary of Labor including 41 CFR 60, and 29 CFR 1625-1627. The contracting agency and the FHWA have the authority and the responsibility to ensure compliance with Title 23 USC Section 140, the Rehabilitation Act of 1973, as amended (29 USC 794), and Title VI of the Civil Rights Act of 1964, as amended, and related regulations including 49 CFR Parts 21, 26 and 27; and 23 CFR Parts 200, 230, and 633.

The following provision is adopted from 23 CFR 230, Appendix A, with appropriate revisions to conform to the U.S. Department of Labor (US DOL) and FHWA requirements.

1. Equal Employment Opportunity: Equal employment opportunity (EEO) requirements not to discriminate and to take affirmative action to assure equal opportunity as set forth under laws, executive orders, rules, regulations (28 CFR 35, 29 CFR 1630, 29 CFR 1625-1627, 41 CFR 60 and 49 CFR 27) and orders of the Secretary of Labor as modified by the provisions prescribed herein, and imposed pursuant to 23 U.S.C. 140 shall constitute the EEO and specific affirmative action standards for the contractor's project activities under this contract. The provisions of the Americans with Disabilities Act of 1990 (42 U.S.C. 12101 et seq.) set forth under 28 CFR 35 and 29 CFR 1630 are incorporated by reference in this contract. In the execution of this contract, the contractor agrees to comply with the following minimum specific requirement activities of EEO:

a. The contractor will work with the contracting agency and the Federal Government to ensure that it has made every good faith effort to provide equal opportunity with respect to all of its terms and conditions of employment and in their review of activities under the contract.

b. The contractor will accept as its operating policy the following statement:

"It is the policy of this Company to assure that applicants are employed, and that employees are treated during employment, without regard to their race, religion, sex, color, national origin, age or disability. Such action shall include: employment, upgrading, demotion, or transfer; recruitment or recruitment advertising; layoff or termination; rates of pay or other forms of compensation; and selection for training, including apprenticeship, pre-apprenticeship, and/or on-the-job training."

2. EEO Officer: The contractor will designate and make known to the contracting officers an EEO Officer who will have the responsibility for and must be capable of effectively administering and promoting an active EEO program and who must be assigned adequate authority and responsibility to do so.

3. Dissemination of Policy: All members of the contractor's staff who are authorized to hire, supervise, promote, and discharge employees, or who recommend such action, or who are substantially involved in such action, will be made fully cognizant of, and will implement, the contractor's EEO policy and contractual responsibilities to provide EEO in each grade and classification of employment. To ensure that the above agreement will be met, the following actions will be taken as a minimum:

a. Periodic meetings of supervisory and personnel office employees will be conducted before the start of work and then not less often than once every six months, at which time the contractor's EEO policy and its implementation will be reviewed and explained. The meetings will be conducted by the EEO Officer.

b. All new supervisory or personnel office employees will be given a thorough indoctrination by the EEO Officer, covering all major aspects of the contractor's EEO obligations within thirty days following their reporting for duty with the contractor.

c. All personnel who are engaged in direct recruitment for the project will be instructed by the EEO Officer in the contractor's procedures for locating and hiring minorities and women.

d. Notices and posters setting forth the contractor's EEO policy will be placed in areas readily accessible to employees, applicants for employment and potential employees.

e. The contractor's EEO policy and the procedures to implement such policy will be brought to the attention of employees by means of meetings, employee handbooks, or other appropriate means.

4. Recruitment: When advertising for employees, the contractor will include in all advertisements for employees the notation: "An Equal Opportunity Employer." All such advertisements will be placed in publications having a large circulation among minorities and women in the area from which the project work force would normally be derived.

a. The contractor will, unless precluded by a valid bargaining agreement, conduct systematic and direct recruitment through public and private employee referral sources likely to yield qualified minorities and women. To meet this requirement, the contractor will identify sources of potential minority group employees, and establish with such identified sources procedures whereby minority and women applicants may be referred to the contractor for employment consideration.

b. In the event the contractor has a valid bargaining agreement providing for exclusive hiring hall referrals, the contractor is expected to observe the provisions of that agreement to the extent that the system meets the contractor's compliance with EEO contract provisions. Where implementation of such an agreement has the effect of discriminating against minorities or women, or obligates the contractor to do the same, such implementation violates Federal nondiscrimination provisions.

c. The contractor will encourage its present employees to refer minorities and women as applicants for employment. Information and procedures with regard to referring such applicants will be discussed with employees.

5. Personnel Actions: Wages, working conditions, and employee benefits shall be established and administered, and personnel actions of every type, including hiring, upgrading, promotion, transfer, demotion, layoff, and termination, shall be taken without regard to race, color, religion, sex, national origin, age or disability. The following procedures shall be followed:

a. The contractor will conduct periodic inspections of project sites to insure that working conditions and employee facilities do not indicate discriminatory treatment of project site personnel.

b. The contractor will periodically evaluate the spread of wages paid within each classification to determine any evidence of discriminatory wage practices.

c. The contractor will periodically review selected personnel actions in depth to determine whether there is evidence of discrimination. Where evidence is found, the contractor will promptly take corrective action. If

the review indicates that the discrimination may extend beyond the actions reviewed, such corrective action shall include all affected persons.

d. The contractor will promptly investigate all complaints of alleged discrimination made to the contractor in connection with its obligations under this contract, will attempt to resolve such complaints, and will take appropriate corrective action within a reasonable time. If the investigation indicates that the discrimination may affect persons other than the complainant, such corrective action shall include such other persons. Upon completion of each investigation, the contractor will inform every complainant of all of their avenues of appeal.

6. Training and Promotion:

a. The contractor will assist in locating, qualifying, and increasing the skills of minorities and women who are applicants for employment or current employees. Such efforts should be aimed at developing full journey level status employees in the type of trade or job classification involved.

b. Consistent with the contractor's work force requirements and as permissible under Federal and State regulations, the contractor shall make full use of training programs, i.e., apprenticeship, and on-the-job training programs for the geographical area of contract performance. In the event a special provision for training is provided under this contract, this subparagraph will be superseded as indicated in the special provision. The contracting agency may reserve training positions for persons who receive welfare assistance in accordance with 23 U.S.C. 140(a).

c. The contractor will advise employees and applicants for employment of available training programs and entrance requirements for each.

d. The contractor will periodically review the training and promotion potential of employees who are minorities and women and will encourage eligible employees to apply for such training and promotion.

7. Unions: If the contractor relies in whole or in part upon unions as a source of employees, the contractor will use good faith efforts to obtain the cooperation of such unions to increase opportunities for minorities and women. Actions by the contractor, either directly or through a contractor's association acting as agent, will include the procedures set forth below:

a. The contractor will use good faith efforts to develop, in cooperation with the unions, joint training programs aimed toward qualifying more minorities and women for membership in the unions and increasing the skills of minorities and women so that they may qualify for higher paying employment.

b. The contractor will use good faith efforts to incorporate an EEO clause into each union agreement to the end that such union will be contractually bound to refer applicants without regard to their race, color, religion, sex, national origin, age or disability.

c. The contractor is to obtain information as to the referral practices and policies of the labor union except that to the extent such information is within the exclusive possession of the labor union and such labor union refuses to furnish such information to the contractor, the contractor shall so certify to the contracting agency and shall set forth what efforts have been made to obtain such information.

d. In the event the union is unable to provide the contractor with a reasonable flow of referrals within the time limit set forth in the collective bargaining agreement, the contractor will, through independent recruitment efforts, fill the employment vacancies without regard to race, color, religion, sex, national origin, age or disability; making full efforts to obtain qualified and/or qualifiable minorities and women. The failure of a union to provide sufficient referrals (even though it is obligated to provide exclusive referrals under the terms of a collective bargaining agreement) does not relieve the contractor from the requirements of this paragraph. In the event the union referral practice prevents the contractor from meeting the obligations pursuant to Executive Order 11246, as amended, and these special provisions, such contractor shall immediately notify the contracting agency.

8. Reasonable Accommodation for Applicants / Employees with Disabilities: The contractor must be familiar with the requirements for and comply with the Americans with Disabilities Act and all rules and regulations established there under. Employers must provide reasonable accommodation in all employment activities unless to do so would cause an undue hardship.

9. Selection of Subcontractors, Procurement of Materials and Leasing of Equipment: The contractor shall not discriminate on the grounds of race, color, religion, sex, national origin, age or disability in the selection and retention of subcontractors, including procurement of materials and leases of equipment. The contractor shall take all necessary and reasonable steps to ensure nondiscrimination in the administration of this contract.

a. The contractor shall notify all potential subcontractors and suppliers and lessors of their EEO obligations under this contract.

b. The contractor will use good faith efforts to ensure subcontractor compliance with their EEO obligations.

10. Assurance Required by 49 CFR 26.13(b):

a. The requirements of 49 CFR Part 26 and the State DOT's U.S. DOT-approved DBE program are incorporated by reference.

b. The contractor or subcontractor shall not discriminate on the basis of race, color, national origin, or sex in the performance of this contract. The contractor shall carry out applicable requirements of 49 CFR Part 26 in the award and administration of DOT-assisted contracts. Failure by the contractor to carry out these requirements is a material breach of this contract, which may result in the termination of this contract or such other remedy as the contracting agency deems appropriate.

11. Records and Reports: The contractor shall keep such records as necessary to document compliance with the EEO requirements. Such records shall be retained for a period of three years following the date of the final payment to the contractor for all contract work and shall be available at reasonable times and places for inspection by authorized representatives of the contracting agency and the FHWA.

a. The records kept by the contractor shall document the following:

(1) The number and work hours of minority and non-minority group members and women employed in each work classification on the project;

(2) The progress and efforts being made in cooperation with unions, when applicable, to increase employment opportunities for minorities and women; and

(3) The progress and efforts being made in locating, hiring, training, qualifying, and upgrading minorities and women;

b. The contractors and subcontractors will submit an annual report to the contracting agency each July for the duration of the project, indicating the number of minority, women, and non-minority group employees currently engaged in each work classification required by the contract work. This information is to be reported on [Form FHWA-1391](#). The staffing data should represent the project work force on board in all or any part of the last payroll period preceding the end of July. If on-the-job training is being required by special provision, the contractor will be required to collect and report training data. The employment data should reflect the work force on board during all or any part of the last payroll period preceding the end of July.

III. NONSEGREGATED FACILITIES

This provision is applicable to all Federal-aid construction contracts and to all related construction subcontracts of \$10,000 or more.

The contractor must ensure that facilities provided for employees are provided in such a manner that segregation on the basis of race, color,

religion, sex, or national origin cannot result. The contractor may neither require such segregated use by written or oral policies nor tolerate such use by employee custom. The contractor's obligation extends further to ensure that its employees are not assigned to perform their services at any location, under the contractor's control, where the facilities are segregated. The term "facilities" includes waiting rooms, work areas, restaurants and other eating areas, time clocks, restrooms, washrooms, locker rooms, and other storage or dressing areas, parking lots, drinking fountains, recreation or entertainment areas, transportation, and housing provided for employees. The contractor shall provide separate or single-user restrooms and necessary dressing or sleeping areas to assure privacy between sexes.

IV. Davis-Bacon and Related Act Provisions

This section is applicable to all Federal-aid construction projects exceeding \$2,000 and to all related subcontracts and lower-tier subcontracts (regardless of subcontract size). The requirements apply to all projects located within the right-of-way of a roadway that is functionally classified as Federal-aid highway. This excludes roadways functionally classified as local roads or rural minor collectors, which are exempt. Contracting agencies may elect to apply these requirements to other projects.

The following provisions are from the U.S. Department of Labor regulations in 29 CFR 5.5 "Contract provisions and related matters" with minor revisions to conform to the FHWA-1273 format and FHWA program requirements.

1. Minimum wages

a. All laborers and mechanics employed or working upon the site of the work, will be paid unconditionally and not less often than once a week, and without subsequent deduction or rebate on any account (except such payroll deductions as are permitted by regulations issued by the Secretary of Labor under the Copeland Act (29 CFR part 3)), the full amount of wages and bona fide fringe benefits (or cash equivalents thereof) due at time of payment computed at rates not less than those contained in the wage determination of the Secretary of Labor which is attached hereto and made a part hereof, regardless of any contractual relationship which may be alleged to exist between the contractor and such laborers and mechanics.

Contributions made or costs reasonably anticipated for bona fide fringe benefits under section 1(b)(2) of the Davis-Bacon Act on behalf of laborers or mechanics are considered wages paid to such laborers or mechanics, subject to the provisions of paragraph 1.d. of this section; also, regular contributions made or costs incurred for more than a weekly period (but not less often than quarterly) under plans, funds, or programs which cover the particular weekly period, are deemed to be constructively made or incurred during such weekly period. Such laborers and mechanics shall be paid the appropriate wage rate and fringe benefits on the wage determination for the classification of work actually performed, without regard to skill, except as provided in 29 CFR 5.5(a)(4). Laborers or mechanics performing work in more than one classification may be compensated at the rate specified for each classification for the time actually worked therein: Provided, That the employer's payroll records accurately set forth the time spent in each classification in which work is performed. The wage determination (including any additional classification and wage rates conformed under paragraph 1.b. of this section) and the Davis-Bacon poster (WH-1321) shall be posted at all times by the contractor and its subcontractors at the site of the work in a prominent and accessible place where it can be easily seen by the workers.

b.(1) The contracting officer shall require that any class of laborers or mechanics, including helpers, which is not listed in the wage determination and which is to be employed under the contract shall be classified in conformance with the wage determination. The contracting officer shall approve an additional classification and wage rate and fringe benefits therefore only when the following criteria have been met:

(i) The work to be performed by the classification requested is not performed by a classification in the wage determination; and

(ii) The classification is utilized in the area by the construction industry; and

(iii) The proposed wage rate, including any bona fide fringe benefits, bears a reasonable relationship to the wage rates contained in the wage determination.

(2) If the contractor and the laborers and mechanics to be employed in the classification (if known), or their representatives, and the contracting officer agree on the classification and wage rate (including the amount designated for fringe benefits where appropriate), a report of the action taken shall be sent by the contracting officer to the Administrator of the Wage and Hour Division, Employment Standards Administration, U.S. Department of Labor, Washington, DC 20210. The Administrator, or an authorized representative, will approve, modify, or disapprove every additional classification action within 30 days of receipt and so advise the contracting officer or will notify the contracting officer within the 30-day period that additional time is necessary.

(3) In the event the contractor, the laborers or mechanics to be employed in the classification or their representatives, and the contracting officer do not agree on the proposed classification and wage rate (including the amount designated for fringe benefits, where appropriate), the contracting officer shall refer the questions, including the views of all interested parties and the recommendation of the contracting officer, to the Wage and Hour Administrator for determination. The Wage and Hour Administrator, or an authorized representative, will issue a determination within 30 days of receipt and so advise the contracting officer or will notify the contracting officer within the 30-day period that additional time is necessary.

(4) The wage rate (including fringe benefits where appropriate) determined pursuant to paragraphs 1.b.(2) or 1.b.(3) of this section, shall be paid to all workers performing work in the classification under this contract from the first day on which work is performed in the classification.

c. Whenever the minimum wage rate prescribed in the contract for a class of laborers or mechanics includes a fringe benefit which is not expressed as an hourly rate, the contractor shall either pay the benefit as stated in the wage determination or shall pay another bona fide fringe benefit or an hourly cash equivalent thereof.

d. If the contractor does not make payments to a trustee or other third person, the contractor may consider as part of the wages of any laborer or mechanic the amount of any costs reasonably anticipated in providing bona fide fringe benefits under a plan or program, Provided, That the Secretary of Labor has found, upon the written request of the contractor, that the applicable standards of the Davis-Bacon Act have been met. The Secretary of Labor may require the contractor to set aside in a separate account assets for the meeting of obligations under the plan or program.

2. Withholding

The contracting agency shall upon its own action or upon written request of an authorized representative of the Department of Labor, withhold or cause to be withheld from the contractor under this contract, or any other Federal contract with the same prime contractor, or any other federally-assisted contract subject to Davis-Bacon prevailing wage requirements, which is held by the same prime contractor, so much of the accrued payments or advances as may be considered necessary to pay laborers and mechanics, including apprentices, trainees, and helpers, employed by the contractor or any subcontractor the full amount of wages required by the contract. In the event of failure to pay any laborer or mechanic, including any apprentice, trainee, or helper, employed or working on the site of the work, all or part of the wages required by the contract, the contracting agency may, after written notice to the contractor, take such

action as may be necessary to cause the suspension of any further payment, advance, or guarantee of funds until such violations have ceased.

3. Payrolls and basic records

a. Payrolls and basic records relating thereto shall be maintained by the contractor during the course of the work and preserved for a period of three years thereafter for all laborers and mechanics working at the site of the work. Such records shall contain the name, address, and social security number of each such worker, his or her correct classification, hourly rates of wages paid (including rates of contributions or costs anticipated for bona fide fringe benefits or cash equivalents thereof of the types described in section 1(b)(2)(B) of the Davis-Bacon Act), daily and weekly number of hours worked, deductions made and actual wages paid. Whenever the Secretary of Labor has found under 29 CFR 5.5(a)(1)(iv) that the wages of any laborer or mechanic include the amount of any costs reasonably anticipated in providing benefits under a plan or program described in section 1(b)(2)(B) of the Davis-Bacon Act, the contractor shall maintain records which show that the commitment to provide such benefits is enforceable, that the plan or program is financially responsible, and that the plan or program has been communicated in writing to the laborers or mechanics affected, and records which show the costs anticipated or the actual cost incurred in providing such benefits. Contractors employing apprentices or trainees under approved programs shall maintain written evidence of the registration of apprenticeship programs and certification of trainee programs, the registration of the apprentices and trainees, and the ratios and wage rates prescribed in the applicable programs.

b. (1) The contractor shall submit weekly for each week in which any contract work is performed a copy of all payrolls to the contracting agency. The payrolls submitted shall set out accurately and completely all of the information required to be maintained under 29 CFR 5.5(a)(3)(i), except that full social security numbers and home addresses shall not be included on weekly transmittals. Instead the payrolls shall only need to include an individually identifying number for each employee (e.g., the last four digits of the employee's social security number). The required weekly payroll information may be submitted in any form desired. Optional Form WH-347 is available for this purpose from the Wage and Hour Division Web site at <http://www.dol.gov/esa/whd/forms/wh347instr.htm> or its successor site. The prime contractor is responsible for the submission of copies of payrolls by all subcontractors. Contractors and subcontractors shall maintain the full social security number and current address of each covered worker, and shall provide them upon request to the contracting agency for transmission to the State DOT, the FHWA or the Wage and Hour Division of the Department of Labor for purposes of an investigation or audit of compliance with prevailing wage requirements. It is not a violation of this section for a prime contractor to require a subcontractor to provide addresses and social security numbers to the prime contractor for its own records, without weekly submission to the contracting agency..

(2) Each payroll submitted shall be accompanied by a "Statement of Compliance," signed by the contractor or subcontractor or his or her agent who pays or supervises the payment of the persons employed under the contract and shall certify the following:

(i) That the payroll for the payroll period contains the information required to be provided under §5.5 (a)(3)(ii) of Regulations, 29 CFR part 5, the appropriate information is being maintained under §5.5 (a)(3)(i) of Regulations, 29 CFR part 5, and that such information is correct and complete;

(ii) That each laborer or mechanic (including each helper, apprentice, and trainee) employed on the contract during the payroll period has been paid the full weekly wages earned, without rebate, either directly or indirectly, and that no deductions have been made either directly or indirectly from the full wages earned, other than permissible deductions as set forth in Regulations, 29 CFR part 3;

(iii) That each laborer or mechanic has been paid not less than the applicable wage rates and fringe benefits or cash equivalents for the classification of work performed, as specified in the applicable wage determination incorporated into the contract.

(3) The weekly submission of a properly executed certification set forth on the reverse side of Optional Form WH-347 shall satisfy the requirement for submission of the "Statement of Compliance" required by paragraph 3.b.(2) of this section.

(4) The falsification of any of the above certifications may subject the contractor or subcontractor to civil or criminal prosecution under section 1001 of title 18 and section 231 of title 31 of the United States Code.

c. The contractor or subcontractor shall make the records required under paragraph 3.a. of this section available for inspection, copying, or transcription by authorized representatives of the contracting agency, the State DOT, the FHWA, or the Department of Labor, and shall permit such representatives to interview employees during working hours on the job. If the contractor or subcontractor fails to submit the required records or to make them available, the FHWA may, after written notice to the contractor, the contracting agency or the State DOT, take such action as may be necessary to cause the suspension of any further payment, advance, or guarantee of funds. Furthermore, failure to submit the required records upon request or to make such records available may be grounds for debarment action pursuant to 29 CFR 5.12.

4. Apprentices and trainees

a. Apprentices (programs of the USDOL).

Apprentices will be permitted to work at less than the predetermined rate for the work they performed when they are employed pursuant to and individually registered in a bona fide apprenticeship program registered with the U.S. Department of Labor, Employment and Training Administration, Office of Apprenticeship Training, Employer and Labor Services, or with a State Apprenticeship Agency recognized by the Office, or if a person is employed in his or her first 90 days of probationary employment as an apprentice in such an apprenticeship program, who is not individually registered in the program, but who has been certified by the Office of Apprenticeship Training, Employer and Labor Services or a State Apprenticeship Agency (where appropriate) to be eligible for probationary employment as an apprentice.

The allowable ratio of apprentices to journeymen on the job site in any craft classification shall not be greater than the ratio permitted to the contractor as to the entire work force under the registered program. Any worker listed on a payroll at an apprentice wage rate, who is not registered or otherwise employed as stated above, shall be paid not less than the applicable wage rate on the wage determination for the classification of work actually performed. In addition, any apprentice performing work on the job site in excess of the ratio permitted under the registered program shall be paid not less than the applicable wage rate on the wage determination for the work actually performed. Where a contractor is performing construction on a project in a locality other than that in which its program is registered, the ratios and wage rates (expressed in percentages of the journeyman's hourly rate) specified in the contractor's or subcontractor's registered program shall be observed.

Every apprentice must be paid at not less than the rate specified in the registered program for the apprentice's level of progress, expressed as a percentage of the journeymen hourly rate specified in the applicable wage determination. Apprentices shall be paid fringe benefits in accordance with the provisions of the apprenticeship program. If the apprenticeship program does not specify fringe benefits, apprentices must be paid the full amount of fringe benefits listed on the wage determination for the applicable classification. If the Administrator determines that a different practice prevails for the applicable apprentice classification, fringes shall be paid in accordance with that determination.

In the event the Office of Apprenticeship Training, Employer and Labor Services, or a State Apprenticeship Agency recognized by the Office, withdraws approval of an apprenticeship program, the contractor will no longer be permitted to utilize apprentices at less than the applicable predetermined rate for the work performed until an acceptable program is approved.

b. Trainees (programs of the USDOL).

Except as provided in 29 CFR 5.16, trainees will not be permitted to work at less than the predetermined rate for the work performed unless they are employed pursuant to and individually registered in a program which has received prior approval, evidenced by formal certification by the U.S. Department of Labor, Employment and Training Administration.

The ratio of trainees to journeymen on the job site shall not be greater than permitted under the plan approved by the Employment and Training Administration.

Every trainee must be paid at not less than the rate specified in the approved program for the trainee's level of progress, expressed as a percentage of the journeyman hourly rate specified in the applicable wage determination. Trainees shall be paid fringe benefits in accordance with the provisions of the trainee program. If the trainee program does not mention fringe benefits, trainees shall be paid the full amount of fringe benefits listed on the wage determination unless the Administrator of the Wage and Hour Division determines that there is an apprenticeship program associated with the corresponding journeyman wage rate on the wage determination which provides for less than full fringe benefits for apprentices. Any employee listed on the payroll at a trainee rate who is not registered and participating in a training plan approved by the Employment and Training Administration shall be paid not less than the applicable wage rate on the wage determination for the classification of work actually performed. In addition, any trainee performing work on the job site in excess of the ratio permitted under the registered program shall be paid not less than the applicable wage rate on the wage determination for the work actually performed.

In the event the Employment and Training Administration withdraws approval of a training program, the contractor will no longer be permitted to utilize trainees at less than the applicable predetermined rate for the work performed until an acceptable program is approved.

c. Equal employment opportunity. The utilization of apprentices, trainees and journeymen under this part shall be in conformity with the equal employment opportunity requirements of Executive Order 11246, as amended, and 29 CFR part 30.

d. Apprentices and Trainees (programs of the U.S. DOT).

Apprentices and trainees working under apprenticeship and skill training programs which have been certified by the Secretary of Transportation as promoting EEO in connection with Federal-aid highway construction programs are not subject to the requirements of paragraph 4 of this Section IV. The straight time hourly wage rates for apprentices and trainees under such programs will be established by the particular programs. The ratio of apprentices and trainees to journeymen shall not be greater than permitted by the terms of the particular program.

5. Compliance with Copeland Act requirements. The contractor shall comply with the requirements of 29 CFR part 3, which are incorporated by reference in this contract.

6. Subcontracts. The contractor or subcontractor shall insert Form FHWA-1273 in any subcontracts and also require the subcontractors to include Form FHWA-1273 in any lower tier subcontracts. The prime contractor shall be responsible for the compliance by any subcontractor or lower tier subcontractor with all the contract clauses in 29 CFR 5.5.

7. Contract termination: debarment. A breach of the contract clauses in 29 CFR 5.5 may be grounds for termination of the contract, and for

debarment as a contractor and a subcontractor as provided in 29 CFR 5.12.

8. Compliance with Davis-Bacon and Related Act requirements. All rulings and interpretations of the Davis-Bacon and Related Acts contained in 29 CFR parts 1, 3, and 5 are herein incorporated by reference in this contract.

9. Disputes concerning labor standards. Disputes arising out of the labor standards provisions of this contract shall not be subject to the general disputes clause of this contract. Such disputes shall be resolved in accordance with the procedures of the Department of Labor set forth in 29 CFR parts 5, 6, and 7. Disputes within the meaning of this clause include disputes between the contractor (or any of its subcontractors) and the contracting agency, the U.S. Department of Labor, or the employees or their representatives.

10. Certification of eligibility.

a. By entering into this contract, the contractor certifies that neither it (nor he or she) nor any person or firm who has an interest in the contractor's firm is a person or firm ineligible to be awarded Government contracts by virtue of section 3(a) of the Davis-Bacon Act or 29 CFR 5.12(a)(1).

b. No part of this contract shall be subcontracted to any person or firm ineligible for award of a Government contract by virtue of section 3(a) of the Davis-Bacon Act or 29 CFR 5.12(a)(1).

c. The penalty for making false statements is prescribed in the U.S. Criminal Code, 18 U.S.C. 1001.

V. CONTRACT WORK HOURS AND SAFETY STANDARDS ACT

The following clauses apply to any Federal-aid construction contract in an amount in excess of \$100,000 and subject to the overtime provisions of the Contract Work Hours and Safety Standards Act. These clauses shall be inserted in addition to the clauses required by 29 CFR 5.5(a) or 29 CFR 4.6. As used in this paragraph, the terms laborers and mechanics include watchmen and guards.

1. Overtime requirements. No contractor or subcontractor contracting for any part of the contract work which may require or involve the employment of laborers or mechanics shall require or permit any such laborer or mechanic in any workweek in which he or she is employed on such work to work in excess of forty hours in such workweek unless such laborer or mechanic receives compensation at a rate not less than one and one-half times the basic rate of pay for all hours worked in excess of forty hours in such workweek.

2. Violation; liability for unpaid wages; liquidated damages. In the event of any violation of the clause set forth in paragraph (1.) of this section, the contractor and any subcontractor responsible therefor shall be liable for the unpaid wages. In addition, such contractor and subcontractor shall be liable to the United States (in the case of work done under contract for the District of Columbia or a territory, to such District or to such territory), for liquidated damages. Such liquidated damages shall be computed with respect to each individual laborer or mechanic, including watchmen and guards, employed in violation of the clause set forth in paragraph (1.) of this section, in the sum of \$10 for each calendar day on which such individual was required or permitted to work in excess of the standard workweek of forty hours without payment of the overtime wages required by the clause set forth in paragraph (1.) of this section.

3. Withholding for unpaid wages and liquidated damages. The FHWA or the contacting agency shall upon its own action or upon written request of an authorized representative of the Department of Labor withhold or cause to be withheld, from any moneys payable on account of work performed by the contractor or subcontractor under any such

contract or any other Federal contract with the same prime contractor, or any other federally-assisted contract subject to the Contract Work Hours and Safety Standards Act, which is held by the same prime contractor, such sums as may be determined to be necessary to satisfy any liabilities of such contractor or subcontractor for unpaid wages and liquidated damages as provided in the clause set forth in paragraph (2.) of this section.

4. Subcontracts. The contractor or subcontractor shall insert in any subcontracts the clauses set forth in paragraph (1.) through (4.) of this section and also a clause requiring the subcontractors to include these clauses in any lower tier subcontracts. The prime contractor shall be responsible for compliance by any subcontractor or lower tier subcontractor with the clauses set forth in paragraphs (1.) through (4.) of this section.

VI. SUBLETTING OR ASSIGNING THE CONTRACT

This provision is applicable to all Federal-aid construction contracts on the National Highway System.

1. The contractor shall perform with its own organization contract work amounting to not less than 30 percent (or a greater percentage if specified elsewhere in the contract) of the total original contract price, excluding any specialty items designated by the contracting agency. Specialty items may be performed by subcontract and the amount of any such specialty items performed may be deducted from the total original contract price before computing the amount of work required to be performed by the contractor's own organization (23 CFR 635.116).

a. The term "perform work with its own organization" refers to workers employed or leased by the prime contractor, and equipment owned or rented by the prime contractor, with or without operators. Such term does not include employees or equipment of a subcontractor or lower tier subcontractor, agents of the prime contractor, or any other assignees. The term may include payments for the costs of hiring leased employees from an employee leasing firm meeting all relevant Federal and State regulatory requirements. Leased employees may only be included in this term if the prime contractor meets all of the following conditions:

(1) the prime contractor maintains control over the supervision of the day-to-day activities of the leased employees;

(2) the prime contractor remains responsible for the quality of the work of the leased employees;

(3) the prime contractor retains all power to accept or exclude individual employees from work on the project; and

(4) the prime contractor remains ultimately responsible for the payment of predetermined minimum wages, the submission of payrolls, statements of compliance and all other Federal regulatory requirements.

b. "Specialty Items" shall be construed to be limited to work that requires highly specialized knowledge, abilities, or equipment not ordinarily available in the type of contracting organizations qualified and expected to bid or propose on the contract as a whole and in general are to be limited to minor components of the overall contract.

2. The contract amount upon which the requirements set forth in paragraph (1) of Section VI is computed includes the cost of material and manufactured products which are to be purchased or produced by the contractor under the contract provisions.

3. The contractor shall furnish (a) a competent superintendent or supervisor who is employed by the firm, has full authority to direct performance of the work in accordance with the contract requirements, and is in charge of all construction operations (regardless of who performs the work) and (b) such other of its own organizational resources (supervision, management, and engineering services) as the contracting officer determines is necessary to assure the performance of the contract.

4. No portion of the contract shall be sublet, assigned or otherwise disposed of except with the written consent of the contracting officer, or authorized representative, and such consent when given shall not be construed to relieve the contractor of any responsibility for the fulfillment of the contract. Written consent will be given only after the contracting agency has assured that each subcontract is evidenced in writing and that it contains all pertinent provisions and requirements of the prime contract.

5. The 30% self-performance requirement of paragraph (1) is not applicable to design-build contracts; however, contracting agencies may establish their own self-performance requirements.

VII. SAFETY: ACCIDENT PREVENTION

This provision is applicable to all Federal-aid construction contracts and to all related subcontracts.

1. In the performance of this contract the contractor shall comply with all applicable Federal, State, and local laws governing safety, health, and sanitation (23 CFR 635). The contractor shall provide all safeguards, safety devices and protective equipment and take any other needed actions as it determines, or as the contracting officer may determine, to be reasonably necessary to protect the life and health of employees on the job and the safety of the public and to protect property in connection with the performance of the work covered by the contract.

2. It is a condition of this contract, and shall be made a condition of each subcontract, which the contractor enters into pursuant to this contract, that the contractor and any subcontractor shall not permit any employee, in performance of the contract, to work in surroundings or under conditions which are unsanitary, hazardous or dangerous to his/her health or safety, as determined under construction safety and health standards (29 CFR 1926) promulgated by the Secretary of Labor, in accordance with Section 107 of the Contract Work Hours and Safety Standards Act (40 U.S.C. 3704).

3. Pursuant to 29 CFR 1926.3, it is a condition of this contract that the Secretary of Labor or authorized representative thereof, shall have right of entry to any site of contract performance to inspect or investigate the matter of compliance with the construction safety and health standards and to carry out the duties of the Secretary under Section 107 of the Contract Work Hours and Safety Standards Act (40 U.S.C.3704).

VIII. FALSE STATEMENTS CONCERNING HIGHWAY PROJECTS

This provision is applicable to all Federal-aid construction contracts and to all related subcontracts.

In order to assure high quality and durable construction in conformity with approved plans and specifications and a high degree of reliability on statements and representations made by engineers, contractors, suppliers, and workers on Federal-aid highway projects, it is essential that all persons concerned with the project perform their functions as carefully, thoroughly, and honestly as possible. Willful falsification, distortion, or misrepresentation with respect to any facts related to the project is a violation of Federal law. To prevent any misunderstanding regarding the seriousness of these and similar acts, Form FHWA-1022 shall be posted on each Federal-aid highway project (23 CFR 635) in one or more places where it is readily available to all persons concerned with the project:

18 U.S.C. 1020 reads as follows:

"Whoever, being an officer, agent, or employee of the United States, or of any State or Territory, or whoever, whether a person, association, firm, or corporation, knowingly makes any false statement, false representation, or false report as to the character, quality, quantity, or cost of the material used or to be used, or the quantity or quality of the work performed or to be performed, or the cost thereof in connection with the submission of plans, maps, specifications, contracts, or costs of construction on any highway or related project submitted for approval to the Secretary of Transportation; or

Whoever knowingly makes any false statement, false representation, false report or false claim with respect to the character, quality, quantity, or cost of any work performed or to be performed, or materials furnished or to be furnished, in connection with the construction of any highway or related project approved by the Secretary of Transportation; or

Whoever knowingly makes any false statement or false representation as to material fact in any statement, certificate, or report submitted pursuant to provisions of the Federal-aid Roads Act approved July 1, 1916, (39 Stat. 355), as amended and supplemented;

Shall be fined under this title or imprisoned not more than 5 years or both."

IX. IMPLEMENTATION OF CLEAN AIR ACT AND FEDERAL WATER POLLUTION CONTROL ACT

This provision is applicable to all Federal-aid construction contracts and to all related subcontracts.

By submission of this bid/proposal or the execution of this contract, or subcontract, as appropriate, the bidder, proposer, Federal-aid construction contractor, or subcontractor, as appropriate, will be deemed to have stipulated as follows:

1. That any person who is or will be utilized in the performance of this contract is not prohibited from receiving an award due to a violation of Section 508 of the Clean Water Act or Section 306 of the Clean Air Act.

2. That the contractor agrees to include or cause to be included the requirements of paragraph (1) of this Section X in every subcontract, and further agrees to take such action as the contracting agency may direct as a means of enforcing such requirements.

X. CERTIFICATION REGARDING DEBARMENT, SUSPENSION, INELIGIBILITY AND VOLUNTARY EXCLUSION

This provision is applicable to all Federal-aid construction contracts, design-build contracts, subcontracts, lower-tier subcontracts, purchase orders, lease agreements, consultant contracts or any other covered transaction requiring FHWA approval or that is estimated to cost \$25,000 or more – as defined in 2 CFR Parts 180 and 1200.

1. Instructions for Certification – First Tier Participants:

a. By signing and submitting this proposal, the prospective first tier participant is providing the certification set out below.

b. The inability of a person to provide the certification set out below will not necessarily result in denial of participation in this covered transaction. The prospective first tier participant shall submit an explanation of why it cannot provide the certification set out below. The certification or explanation will be considered in connection with the department or agency's determination whether to enter into this transaction. However, failure of the prospective first tier participant to furnish a certification or an explanation shall disqualify such a person from participation in this transaction.

c. The certification in this clause is a material representation of fact upon which reliance was placed when the contracting agency determined to enter into this transaction. If it is later determined that the prospective participant knowingly rendered an erroneous certification, in addition to other remedies available to the Federal Government, the contracting agency may terminate this transaction for cause of default.

d. The prospective first tier participant shall provide immediate written notice to the contracting agency to whom this proposal is submitted if any time the prospective first tier participant learns that its certification was erroneous when submitted or has become erroneous by reason of changed circumstances.

e. The terms "covered transaction," "debarred," "suspended," "ineligible," "participant," "person," "principal," and "voluntarily excluded,"

as used in this clause, are defined in 2 CFR Parts 180 and 1200. "First Tier Covered Transactions" refers to any covered transaction between a grantee or subgrantee of Federal funds and a participant (such as the prime or general contract). "Lower Tier Covered Transactions" refers to any covered transaction under a First Tier Covered Transaction (such as subcontracts). "First Tier Participant" refers to the participant who has entered into a covered transaction with a grantee or subgrantee of Federal funds (such as the prime or general contractor). "Lower Tier Participant" refers any participant who has entered into a covered transaction with a First Tier Participant or other Lower Tier Participants (such as subcontractors and suppliers).

f. The prospective first tier participant agrees by submitting this proposal that, should the proposed covered transaction be entered into, it shall not knowingly enter into any lower tier covered transaction with a person who is debarred, suspended, declared ineligible, or voluntarily excluded from participation in this covered transaction, unless authorized by the department or agency entering into this transaction.

g. The prospective first tier participant further agrees by submitting this proposal that it will include the clause titled "Certification Regarding Debarment, Suspension, Ineligibility and Voluntary Exclusion-Lower Tier Covered Transactions," provided by the department or contracting agency, entering into this covered transaction, without modification, in all lower tier covered transactions and in all solicitations for lower tier covered transactions exceeding the \$25,000 threshold.

h. A participant in a covered transaction may rely upon a certification of a prospective participant in a lower tier covered transaction that is not debarred, suspended, ineligible, or voluntarily excluded from the covered transaction, unless it knows that the certification is erroneous. A participant is responsible for ensuring that its principals are not suspended, debarred, or otherwise ineligible to participate in covered transactions. To verify the eligibility of its principals, as well as the eligibility of any lower tier prospective participants, each participant may, but is not required to, check the Excluded Parties List System website (<https://www.epls.gov/>), which is compiled by the General Services Administration.

i. Nothing contained in the foregoing shall be construed to require the establishment of a system of records in order to render in good faith the certification required by this clause. The knowledge and information of the prospective participant is not required to exceed that which is normally possessed by a prudent person in the ordinary course of business dealings.

j. Except for transactions authorized under paragraph (f) of these instructions, if a participant in a covered transaction knowingly enters into a lower tier covered transaction with a person who is suspended, debarred, ineligible, or voluntarily excluded from participation in this transaction, in addition to other remedies available to the Federal Government, the department or agency may terminate this transaction for cause or default.

* * * * *

2. Certification Regarding Debarment, Suspension, Ineligibility and Voluntary Exclusion – First Tier Participants:

a. The prospective first tier participant certifies to the best of its knowledge and belief, that it and its principals:

(1) Are not presently debarred, suspended, proposed for debarment, declared ineligible, or voluntarily excluded from participating in covered transactions by any Federal department or agency;

(2) Have not within a three-year period preceding this proposal been convicted of or had a civil judgment rendered against them for commission of fraud or a criminal offense in connection with obtaining, attempting to obtain, or performing a public (Federal, State or local) transaction or contract under a public transaction; violation of Federal or State antitrust statutes or commission of embezzlement, theft, forgery, bribery, falsification or destruction of records, making false statements, or receiving stolen property;

(3) Are not presently indicted for or otherwise criminally or civilly charged by a governmental entity (Federal, State or local) with

commission of any of the offenses enumerated in paragraph (a)(2) of this certification; and

(4) Have not within a three-year period preceding this application/proposal had one or more public transactions (Federal, State or local) terminated for cause or default.

b. Where the prospective participant is unable to certify to any of the statements in this certification, such prospective participant shall attach an explanation to this proposal.

2. Instructions for Certification - Lower Tier Participants:

(Applicable to all subcontracts, purchase orders and other lower tier transactions requiring prior FHWA approval or estimated to cost \$25,000 or more - 2 CFR Parts 180 and 1200)

a. By signing and submitting this proposal, the prospective lower tier is providing the certification set out below.

b. The certification in this clause is a material representation of fact upon which reliance was placed when this transaction was entered into. If it is later determined that the prospective lower tier participant knowingly rendered an erroneous certification, in addition to other remedies available to the Federal Government, the department, or agency with which this transaction originated may pursue available remedies, including suspension and/or debarment.

c. The prospective lower tier participant shall provide immediate written notice to the person to which this proposal is submitted if at any time the prospective lower tier participant learns that its certification was erroneous by reason of changed circumstances.

d. The terms "covered transaction," "debarred," "suspended," "ineligible," "participant," "person," "principal," and "voluntarily excluded," as used in this clause, are defined in 2 CFR Parts 180 and 1200. You may contact the person to which this proposal is submitted for assistance in obtaining a copy of those regulations. "First Tier Covered Transactions" refers to any covered transaction between a grantee or subgrantee of Federal funds and a participant (such as the prime or general contract). "Lower Tier Covered Transactions" refers to any covered transaction under a First Tier Covered Transaction (such as subcontracts). "First Tier Participant" refers to the participant who has entered into a covered transaction with a grantee or subgrantee of Federal funds (such as the prime or general contractor). "Lower Tier Participant" refers any participant who has entered into a covered transaction with a First Tier Participant or other Lower Tier Participants (such as subcontractors and suppliers).

e. The prospective lower tier participant agrees by submitting this proposal that, should the proposed covered transaction be entered into, it shall not knowingly enter into any lower tier covered transaction with a person who is debarred, suspended, declared ineligible, or voluntarily excluded from participation in this covered transaction, unless authorized by the department or agency with which this transaction originated.

f. The prospective lower tier participant further agrees by submitting this proposal that it will include this clause titled "Certification Regarding Debarment, Suspension, Ineligibility and Voluntary Exclusion-Lower Tier Covered Transaction," without modification, in all lower tier covered transactions and in all solicitations for lower tier covered transactions exceeding the \$25,000 threshold.

g. A participant in a covered transaction may rely upon a certification of a prospective participant in a lower tier covered transaction that is not debarred, suspended, ineligible, or voluntarily excluded from the covered transaction, unless it knows that the certification is erroneous. A participant is responsible for ensuring that its principals are not suspended, debarred, or otherwise ineligible to participate in covered transactions. To verify the eligibility of its principals, as well as the eligibility of any lower tier prospective participants, each participant may, but is not required to, check the Excluded Parties List System website (<https://www.epls.gov/>), which is compiled by the General Services Administration.

h. Nothing contained in the foregoing shall be construed to require establishment of a system of records in order to render in good faith the

certification required by this clause. The knowledge and information of participant is not required to exceed that which is normally possessed by a prudent person in the ordinary course of business dealings.

i. Except for transactions authorized under paragraph e of these instructions, if a participant in a covered transaction knowingly enters into a lower tier covered transaction with a person who is suspended, debarred, ineligible, or voluntarily excluded from participation in this transaction, in addition to other remedies available to the Federal Government, the department or agency with which this transaction originated may pursue available remedies, including suspension and/or debarment.

* * * * *

Certification Regarding Debarment, Suspension, Ineligibility and Voluntary Exclusion--Lower Tier Participants:

1. The prospective lower tier participant certifies, by submission of this proposal, that neither it nor its principals is presently debarred, suspended, proposed for debarment, declared ineligible, or voluntarily excluded from participating in covered transactions by any Federal department or agency.

2. Where the prospective lower tier participant is unable to certify to any of the statements in this certification, such prospective participant shall attach an explanation to this proposal.

* * * * *

XI. CERTIFICATION REGARDING USE OF CONTRACT FUNDS FOR LOBBYING

This provision is applicable to all Federal-aid construction contracts and to all related subcontracts which exceed \$100,000 (49 CFR 20).

1. The prospective participant certifies, by signing and submitting this bid or proposal, to the best of his or her knowledge and belief, that:

a. No Federal appropriated funds have been paid or will be paid, by or on behalf of the undersigned, to any person for influencing or attempting to influence an officer or employee of any Federal agency, a Member of Congress, an officer or employee of Congress, or an employee of a Member of Congress in connection with the awarding of any Federal contract, the making of any Federal grant, the making of any Federal loan, the entering into of any cooperative agreement, and the extension, continuation, renewal, amendment, or modification of any Federal contract, grant, loan, or cooperative agreement.

b. If any funds other than Federal appropriated funds have been paid or will be paid to any person for influencing or attempting to influence an officer or employee of any Federal agency, a Member of Congress, an officer or employee of Congress, or an employee of a Member of Congress in connection with this Federal contract, grant, loan, or cooperative agreement, the undersigned shall complete and submit Standard Form-LLL, "Disclosure Form to Report Lobbying," in accordance with its instructions.

2. This certification is a material representation of fact upon which reliance was placed when this transaction was made or entered into. Submission of this certification is a prerequisite for making or entering into this transaction imposed by 31 U.S.C. 1352. Any person who fails to file the required certification shall be subject to a civil penalty of not less than \$10,000 and not more than \$100,000 for each such failure.

3. The prospective participant also agrees by submitting its bid or proposal that the participant shall require that the language of this certification be included in all lower tier subcontracts, which exceed \$100,000 and that all such recipients shall certify and disclose accordingly.

Contract Provision - Cargo Preference Requirements

In accordance with Title 46 CFR § 381.7 (b), the contractor agrees—

“(1) To utilize privately owned United States-flag commercial vessels to ship at least 50 percent of the gross tonnage (computed separately for dry bulk carriers, dry cargo liners, and tankers) involved, whenever shipping any equipment, material, or commodities pursuant to this contract, to the extent such vessels are available at fair and reasonable rates for United States-flag commercial vessels.

(2) To furnish within 20 days following the date of loading for shipments originating within the United States or within 30 working days following the date of loading for shipments originating outside the United States, a legible copy of a rated, ‘on-board’ commercial ocean bill-of-lading in English for each shipment of cargo described in paragraph (b) (1) of this section to both the Contracting Officer (through the prime contractor in the case of subcontractor bills-of-lading) and to the Division of National Cargo, Office of Market Development, Maritime Administration, Washington, DC 20590.

(3) To insert the substance of the provisions of this clause in all subcontracts issued pursuant to this contract.”

Provisions (1) and (2) apply to materials or equipment that are acquired solely for the project. The two provisions do not apply to goods or materials that come into inventories independent of the project, such as shipments of Portland cement, asphalt cement, or aggregates, when industry suppliers and contractors use these materials to replenish existing inventories.

**MINIMUM WAGES FOR FEDERAL AND FEDERALLY
ASSISTED CONSTRUCTION CONTRACTS**

This project is funded, in part, with Federal-aid funds and, as such, is subject to the provisions of the Davis-Bacon Act of March 3, 1931, as amended (46 Sta. 1494, as amended, 40 U.S.C. 276a) and of other Federal statutes referred to in a 29 CFR Part 1, Appendix A, as well as such additional statutes as may from time to time be enacted containing provisions for the payment of wages determined to be prevailing by the Secretary of Labor in accordance with the Davis-Bacon Act and pursuant to the provisions of 29 CFR Part 1. The prevailing rates and fringe benefits shown in the General Wage Determination Decisions issued by the U.S. Department of Labor shall, in accordance with the provisions of the foregoing statutes, constitute the minimum wages payable on Federal and federally assisted construction projects to laborers and mechanics of the specified classes engaged on contract work of the character and in the localities described therein.

General Wage Determination Decisions, modifications and supersedes decisions thereto are to be used in accordance with the provisions of 29 CFR Parts 1 and 5. Accordingly, the applicable decision, together with any modifications issued, must be made a part of every contract for performance of the described work within the geographic area indicated as required by an applicable DBRA Federal prevailing wage law and 29 CFR Part 5. The wage rates and fringe benefits contained in the General Wage Determination Decision shall be the minimum paid by contractors and subcontractors to laborers and mechanics.