ALL DIMENSIONS IN METERS EXCEPT PAY ITEMS AND UNLESS NOTED OTHERWISE.

F.A.I. RTE.	SECTION	COUNTY	TOTAL SHEETS	SHEET NO.
80/94	2626.2-R-1	COOK	452	145
STA.		TO STA.		
FED. ROAD DIST. NO.		ILLINOIS	FED. AID PROJECT	

CONTRACT #62113

NOTES:

1. FENCE TO BE SIZED TO MEET MINIMUM CLEARANCE REQUIREMENTS AS SHOWN.
2. INTERMEDIATE POST SPACINGS AND QUANTITIES VARIES DEPENDING ON FENCE SIZE.
3. GROUND SIZE OF TOWER GROUNDING ASSEMBLY VARIES DEPENDING ON FENCE SIZE.
4. A FENCE SHALL NOT BE INSTALLED AT CAMERA TOWER SITE CIV-194-E-S.A. CIV-194-E-S.B. SHALL HAVE A TOWER GROUNDING ASSEMBLY SIMILAR TO THAT SHOWN WITHOUT GROUNDING TO THE FENCE.

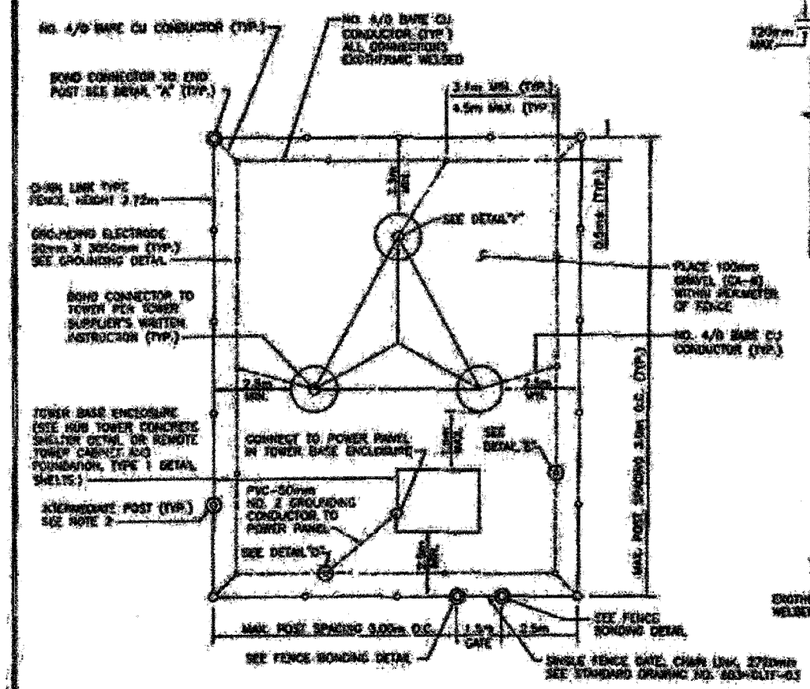

FENCE AND TOWER GROUNDING PLAN

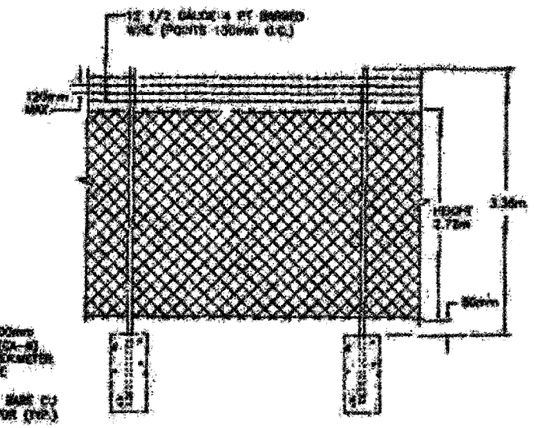

BARBED WIRE INSATLLATION DETAIL

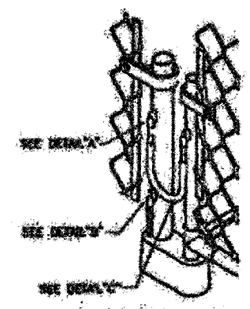

FENCE BONDING DETAIL

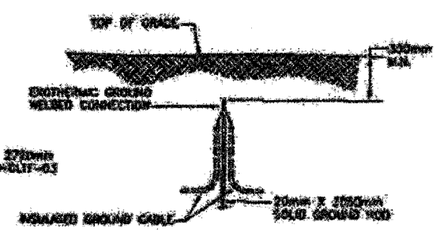

GROUNDING DETAIL

BONDING DETAIL "A"
WELD #V04/01.53.5B

BONDING DETAIL "B"
WELD #VA21.54B

BONDING DETAIL "C"
WELD #GJX4/024

BONDING DETAIL "D"
WELD #'S PT4/04/0B, 065B, 02B

BONDING DETAIL "E"
WELD #GO344/0B

BONDING DETAIL "F"
WELD #GO344/0B

divane bros. electric co.

INDIANA DEPARTMENT OF TRANSPORTAION

COMMUNICATION TOWER

FENCE & GROUNDING DETAILS

DRAWING NO. E1

REVISIONS		DATE
A		
PROJECT NO.		
SCALE:		
DRAWN:		
CHECKED:		
APPROVED:		
DATE:		

FOR INFORMATION ONLY

Burns & McDonnell SINCE 1898

REVISIONS	
NAME	DATE

ILLINOIS DEPARTMENT OF TRANSPORTATION
I-80/94/US 6
KINGERY-BORMAN EXPRESSWAY
BURNHAM ROAD TO US 41

INDIANA COMMUNICATION TOWER SITE PLAN DETAILS

SCALE 1:500 DRAWN BY JRH/MAP
DATE 07/04 CHECKED BY DEM/CMW