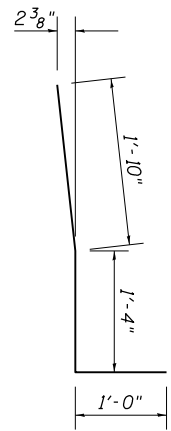


Bar d(E)



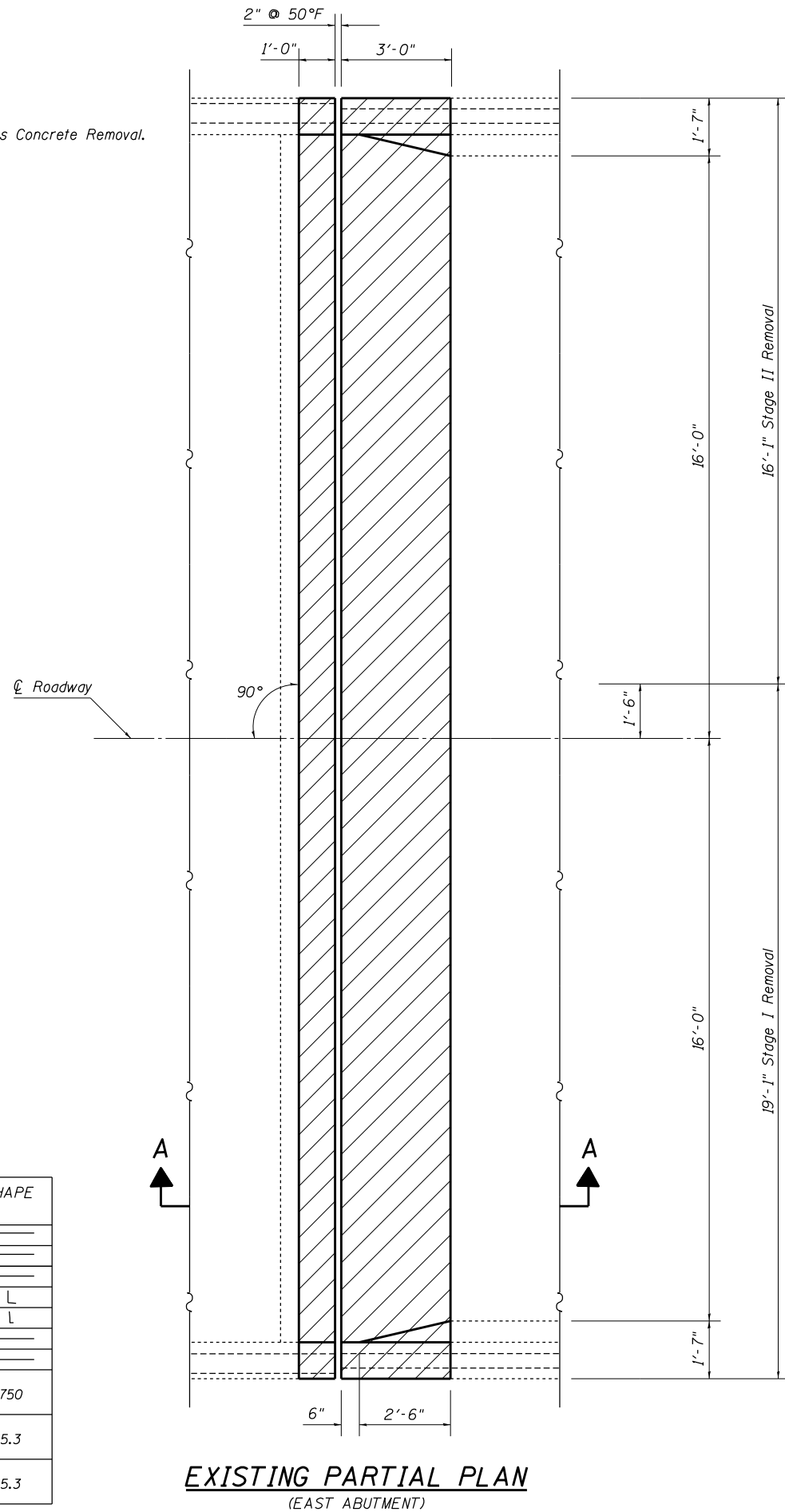
Bar d2(E)

For Section A-A and B-B, See Sheet 7 of 35.

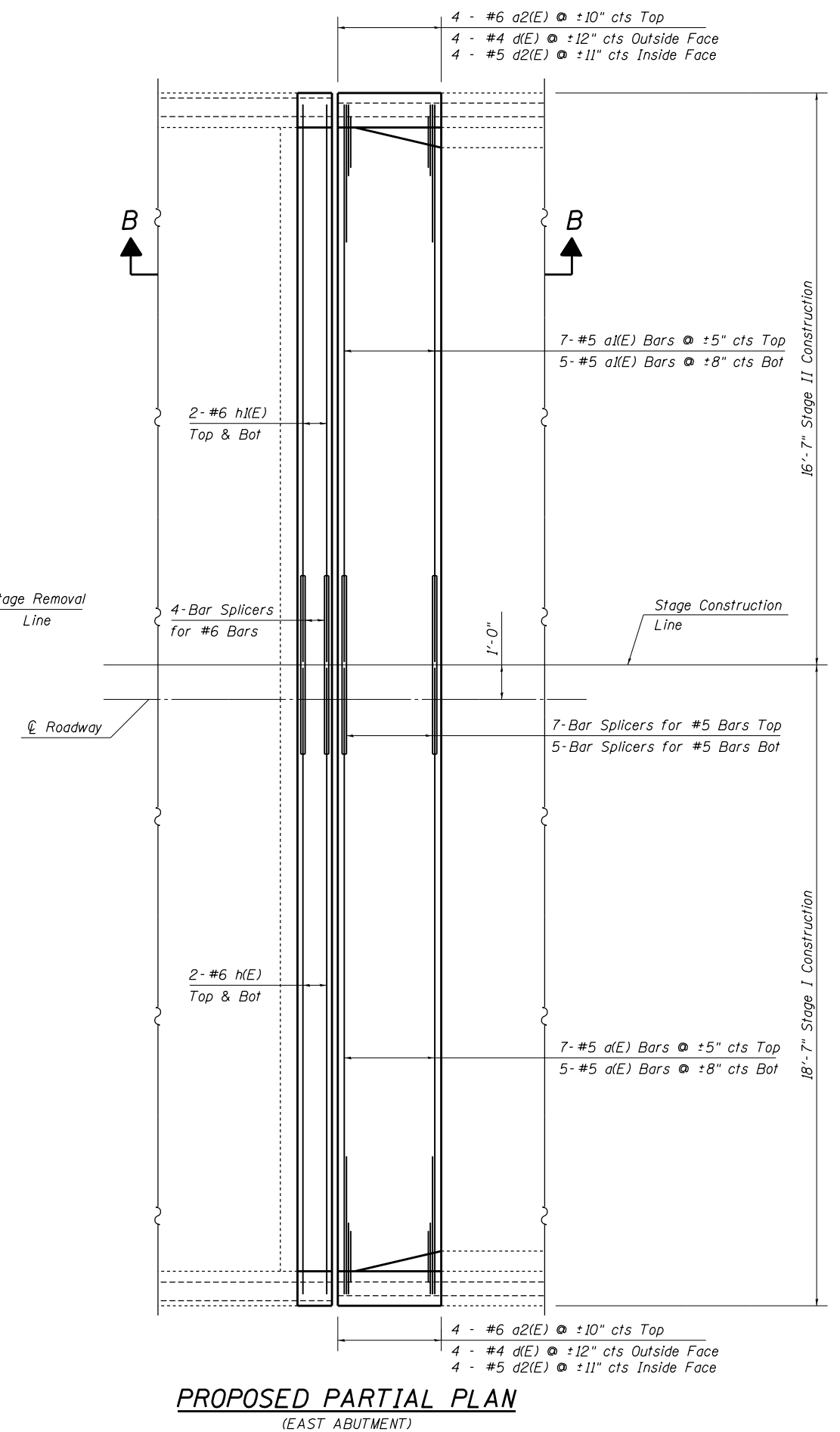
BILL OF MATERIAL
(EAST ABUTMENT)

BAR	NUMBER OF BARS		TOTAL	SIZE	LENGTH	SHAPE
	STAGE I	STAGE II				
a(E)	12		12	#5	18'-1"	—
a1(E)		12	12	#5	16'-1"	—
a2(E)	4	4	8	#6	4'-0"	—
d(E)	4	4	8	#4	5'-3"	L
d2(E)	4	4	8	#5	4'-2"	L
h(E)	4		4	#6	18'-3"	—
h1(E)		4	4	#6	16'-3"	—
REINFORCEMENT BARS (EPOXY COATED)					POUND	750
CONCRETE REMOVAL					CU YD	5.3
CONCRETE SUPERSTRUCTURE					CU YD	5.3

Hatching indicates Concrete Removal.



EXISTING PARTIAL PLAN
(EAST ABUTMENT)



PROPOSED PARTIAL PLAN
(EAST ABUTMENT)

FILE NAME =	USER NAME = steffenmk	DESIGNED - MJM	REVISED -
ci:\pw\work\pilot\stefjenmk\d0340638\074618-sh1-brd\details-0960010.dgn		DRAWN - MJM	REVISED -
Default	PLOT SCALE = 40.0000' / in.	CHECKED - MEA	REVISED -
	PLOT DATE = 12/6/2013	DATE - 08/13/2013	REVISED -

STATE OF ILLINOIS
DEPARTMENT OF TRANSPORTATION

EXPANSION JOINT REPLACEMENT DETAILS - EAST ABUTMENT
SN. 096-0010

SCALE: N/A SHEET 6 OF 35 SHEETS STA. TO STA.

F.A.P. RTE.	SECTION	COUNTY	TOTAL SHEETS	SHEET NO.
823	07 BRIDGE REPAIRS 2014-3	WAYNE	60	27
CONTRACT NO. 74618			ILLINOIS FED. AID PROJECT	