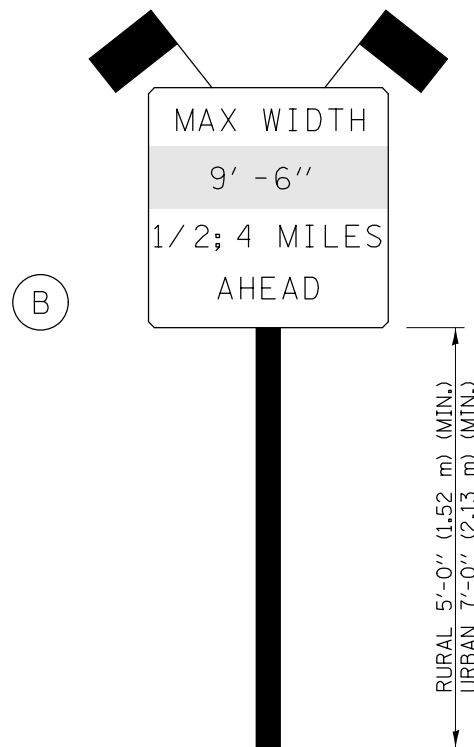


W12-2(0)-48"x48"(1200x1200)

SIGN (A) 2 SIGNS - W12-2(0)-48"x48"(1200x1200) ARE TO BE PLACED AS SHOWN IN THE PLANS OR AS DIRECTED BY THE ENGINEER.

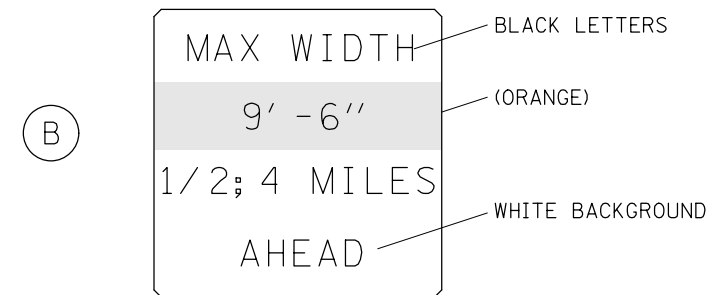
SIGN (B) 2 SIGNS - (SIGN PANEL, TYPE II) AS SHOWN ARE TO BE PLACED AS SHOWN IN THE PLANS OR AS DIRECTED BY THE ENGINEER.

- SIGN (1)
- SIGN (2)
- SIGN (3)
- SIGN (4)



(B)

SIGN PANEL, TYPE II



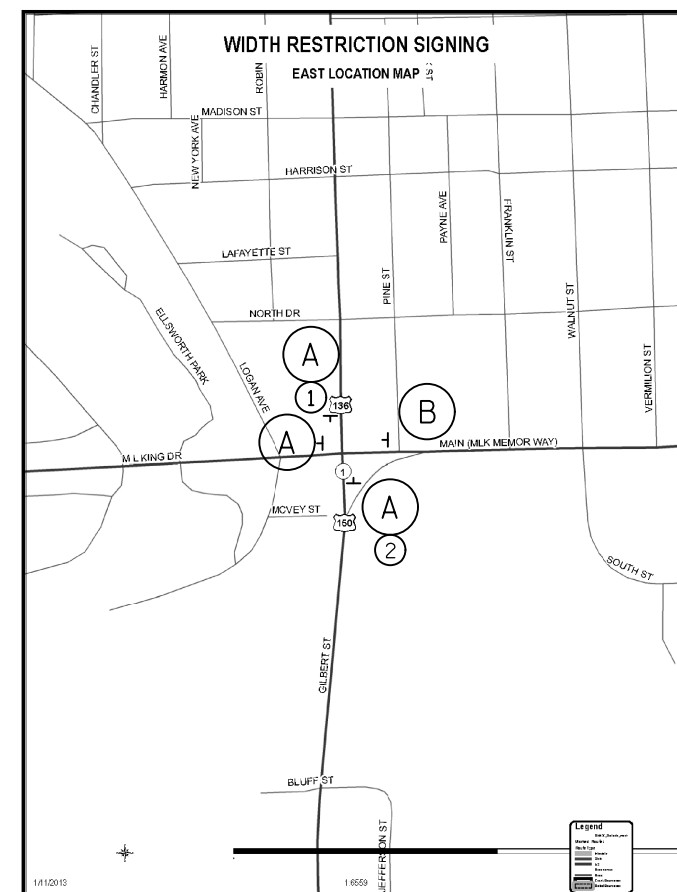
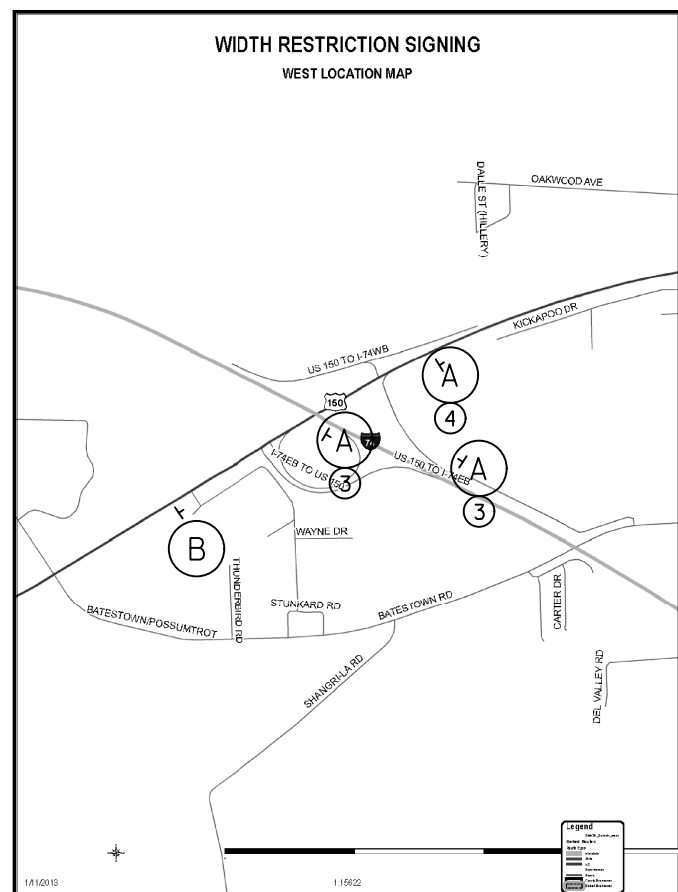
(B)

W12-I103(0)-48"x48"(1200x1200)  
"D" LETTERS/NUMBERS



GENERAL NOTES

1. ALL TRAFFIC CONTROL DEVICES SHALL BE FURNISHED, ERECTED AND MAINTAINED BY THE CONTRACTOR.
2. ALL (B) SIGNS SHALL HAVE FLAGS INSTALLED UNLESS OTHERWISE DIRECTED.
3. LOCATIONS OF TRAFFIC CONTROL DEVICES MAY BE ADJUSTED BY THE ENGINEER.
4. ALL TRAFFIC CONTROL SHOWN ON THIS SHEET SHALL BE PAID FOR AT THE CONTRACT LUMP SUM PRICE FOR WIDTH RESTRICTION SIGNING.
5. ALL SIGNS SHALL BE POST MOUNTED UNLESS OTHERWISE DIRECTED.
6. ALL SIGNS SHOWN ORANGE (O) SHALL BE FLUORESCENT ORANGE.
7. ALL SIGNS SHOWN SHALL CONSIST OF THE CURRENT RETROREFLECTIVE SHEETING REQUIREMENTS AS OUTLINED IN SECTION 1106.01 OF THE STANDARD SPECIFICATIONS BOOK.



FILE NAME =	USER NAME = ceerlockjd	DESIGNED - TJB	REVISED - 09/20/2013
ei:\pw\work\p\idot\ceerlockjd\0299453\0570971-5ht-Staging.dgn		DRAWN -	REVISED -
	PLOT SCALE = 40.0000' / in.	CHECKED -	REVISED -
\$MODELNAME\$	PLOT DATE = 9/23/2013	DATE -	REVISED -

STATE OF ILLINOIS  
DEPARTMENT OF TRANSPORTATION

WIDTH RESTRICTION SIGNING

SCALE: SHEET OF SHEETS STA. TO STA.

F.A.P. RTE.	SECTION	COUNTY	TOTAL SHEETS	SHEET NO.
729	(342-1B) I-2	VERMILION	25	24
CONTRACT NO. 70971				
ILLINOIS FED. AID PROJECT				