AS–BUILT PLANS
FOR INFORMATION ONLY

STATE OF ILLINOIS
DEPARTMENT OF TRANSPORTATION

ROUTE NO.	SECTION	COUNTY	TOTAL SHEETS	SHEET NO.
F.A.I. 11	36BR	VERMILION	23	10

SHEET NO. 5
13 SHEETS

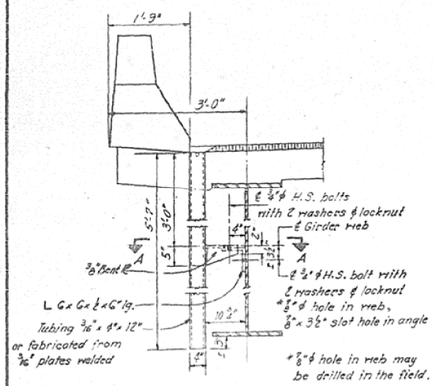

SECTION AT CURB

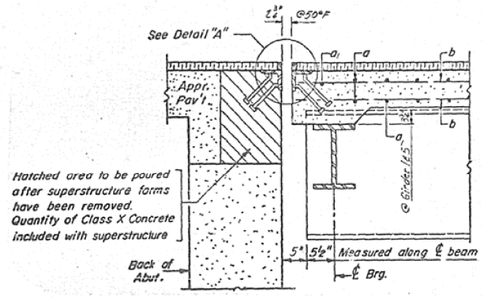

SECTION THRU EAST ABUT.

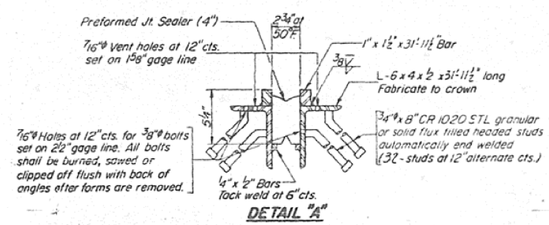

DETAIL "A"

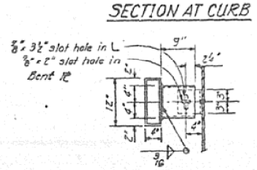

SECTION A-A

Drains and connection assembly shall be fabricated from M222 steel (unpainted)

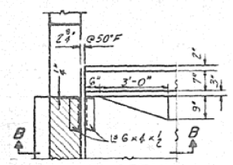

CORNER DETAIL AT EAST ABUT.

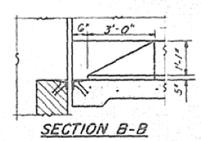

SECTION B-B

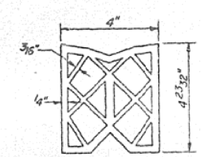

PREFORMED JOINT SEALER (4")

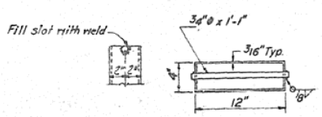

TOP PLAN

Inside of tube shall receive two shop coats of paint.

FLOOR DRAIN

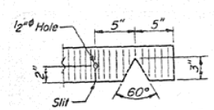

SEALER CUT-OUT (4")

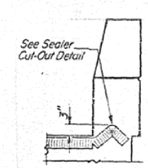

END OF SEALER TREATMENT AT EAST ABUT.

DESIGNED	R. Mathur
CHECKED	James Pence
DRAWN	James Hotanek
CHECKED	JWP

March 5 1976
EXAMINED Carl E. Thomas Jr.
EXAMINER OF BRIDGE AND TRAFFIC STRUCTURES
PASSED
ENGINEER OF DESIGN
APPROVED
DIRECTOR OF HIGHWAYS

MISCELLANEOUS DETAILS
F.A. RT. 11 SEC. 36 BR
VERMILION COUNTY
STA. 1362+32.35

FILE NAME = c:\pw_work\pwidot\cearlockjd\d0280772\Bridge Repairs SN 092-0050.dgn	USER NAME = cearlockjd	DESIGNED - GMS	REVISED -
		DRAWN - GMS	REVISED -
	PLOT SCALE = 40.0000 ' / in.	CHECKED -	REVISED -
	PLOT DATE = 2/25/2013	DATE - 2-21-2012	REVISED -

STATE OF ILLINOIS
DEPARTMENT OF TRANSPORTATION

AS–BUILT PLANS
FOR INFORMATION ONLY

SCALE: SHEET NO. 21 OF 25 SHEETS STA. TO STA.

F.A.S. RTE.	SECTION	COUNTY	TOTAL SHEETS	SHEET NO.
1512	36BDR	VERMILION	34	26

CONTRACT NO. 70965
ILLINOIS FED. AID PROJECT