EXISTING CONTROLLER SEQUENCE

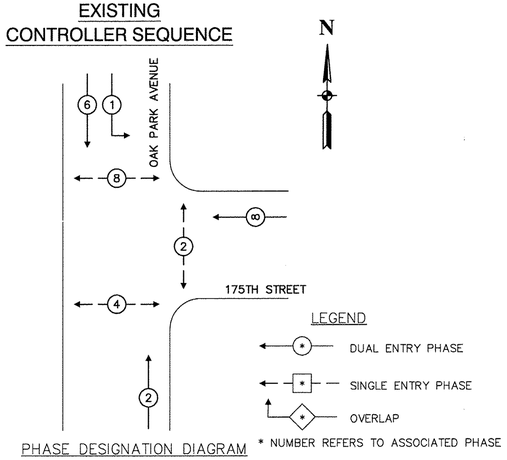

PHASE DESIGNATION DIAGRAM

EXISTING CABLE PLAN

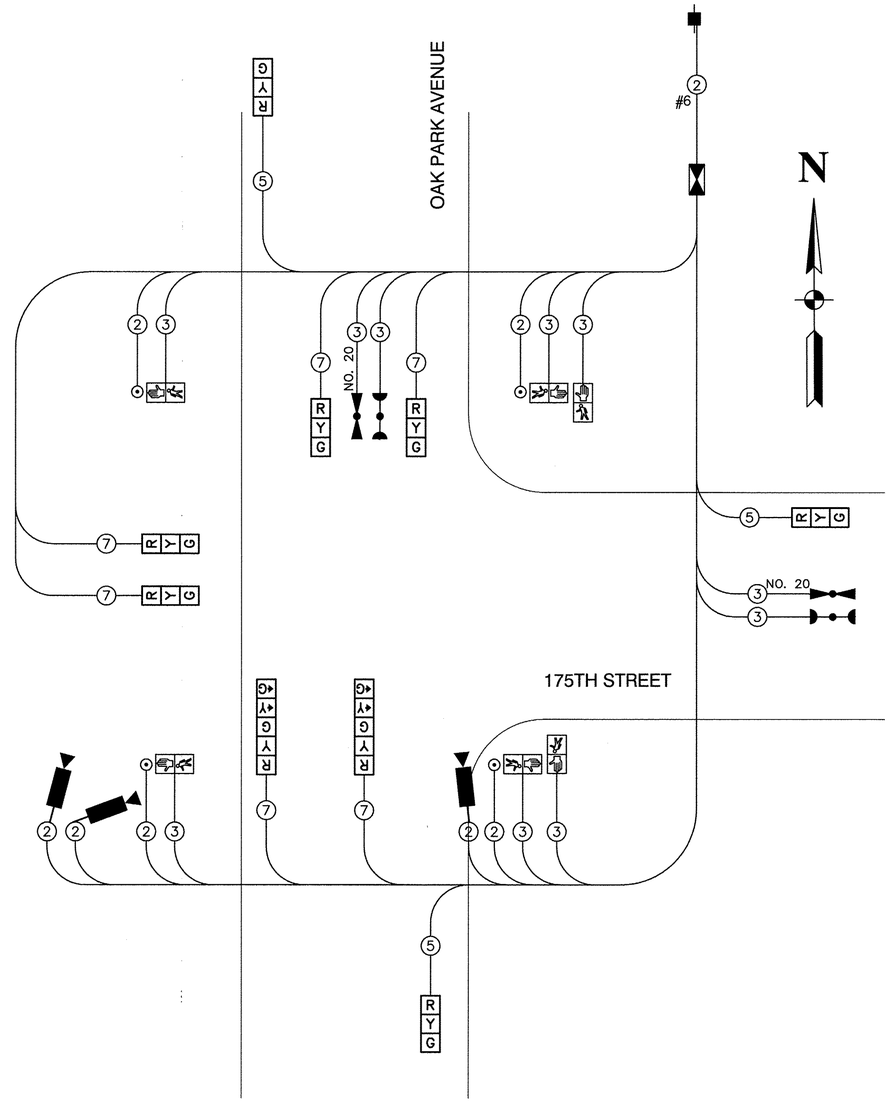

EMERGENCY VEHICLE PREEMPTION SEQUENCE

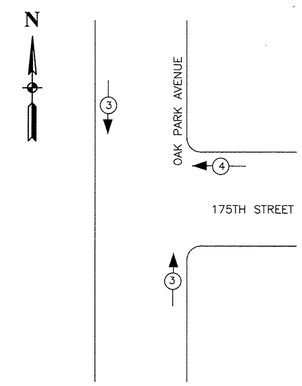

PROPOSED EMERGENCY VEHICLE PREEMPTORS		
EMERGENCY VEHICLE PREEMPTORS	3	4
MOVEMENT	⏐⏐	⏐⏐

CABLE DIAGRAM LEGEND

- TEMPORARY TRAFFIC SIGNAL SECTION OR PEDESTRIAN SIGNAL SECTION 12" (300mm)
- TEMPORARY CONTROLLER CABINET
- TEMPORARY SERVICE INSTALLATION
- INDICATES NUMBER OF CONDUCTORS. ALL CABLE. ALL CONDUCTORS TO BE NUMBER 14 AWG WIRE UNLESS OTHERWISE NOTED.
- EMERGENCY VEHICLE LIGHT DETECTOR
- CONFIRMATION BEACON
- PUSHBUTTON DETECTOR
- 12" PEDESTRIAN SIGNAL SECTION

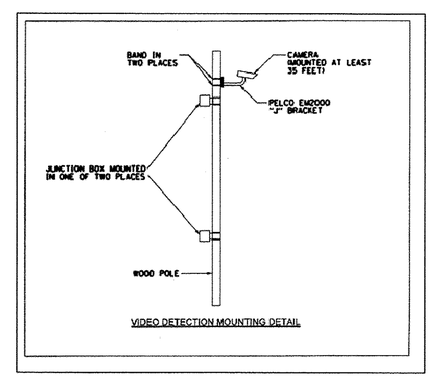

VIDEO DETECTION MOUNTING DETAIL

FOR INFORMATION ONLY

FILE NAME = 13308-CBLE-01 - P01	USER NAME =	DESIGNED — JPH	REVISED —	STATE OF ILLINOIS DEPARTMENT OF TRANSPORTATION	OAK PARK AVENUE ROADWAY IMPROVEMENTS CABLE PLAN			F.A.U. RTE.	SECTION	COUNTY	TOTAL SHEETS / SHEET NO.
		CHECKED — PKB	REVISED —					2774	13-00115-00-RS	COOK	35 / 15
	PLOT SCALE =	DRAWN — JAK/RG	REVISED —							CONTRACT NO. 61A01	
	PLOT DATE = 12-02-13	CHECKED — AG	REVISED —		SCALE: NONE	SHEET NO. 15 OF 35 SHEETS	STA. TO STA.	FED. ROAD DIST. NO. 1	ILLINOIS	FED. AID PROJECT CMM-4003 (249)	