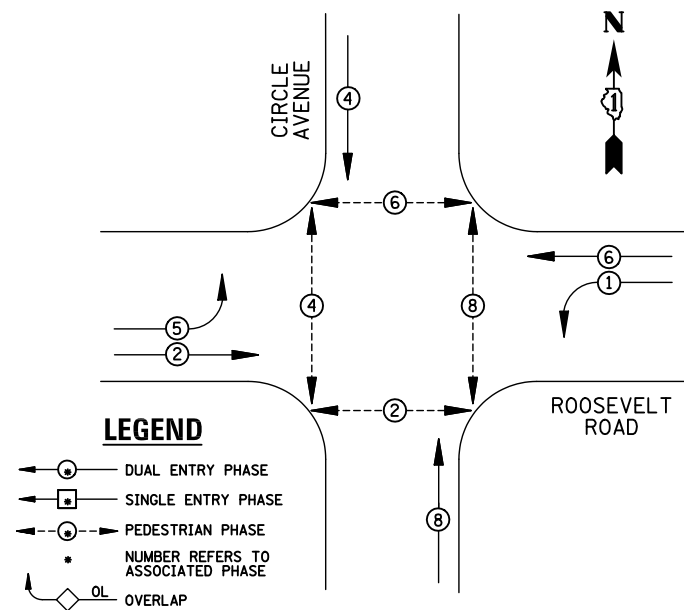
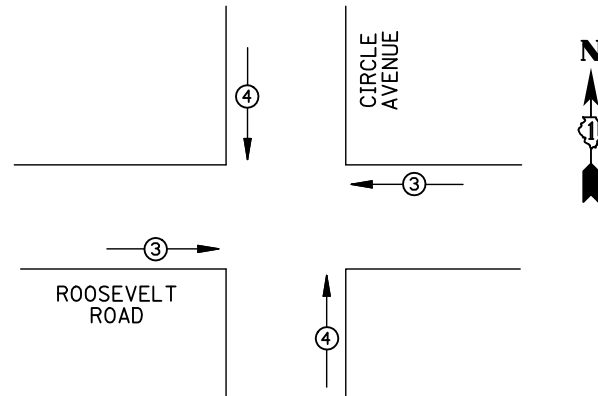


**EXISTING CONTROLLER SEQUENCE**



**EXISTING PHASE DESIGNATION DIAGRAM**



| EMERGENCY VEHICLE PREEMPTORS |    |    |  |
|------------------------------|----|----|--|
| EMERGENCY VEHICLE PREEMPTOR  | 3  | 4  |  |
| MOVEMENT                     | ←→ | ↑↓ |  |

**EXISTING EMERGENCY VEHICLE PREEMPTION SEQUENCE**

| I.D.O.T. TRAFFIC SIGNAL INSTALLATION ELECTRICAL SERVICE REQUIREMENTS  |            |                 |     |            | TOTAL WATTAGE |
|---|------------|-----------------|-----|------------|---------------|
| TYPE  | NO. LAMPS  | WATTAGE INCAND. | LED | %OPERATION |               |
| SIGNAL (RED)  | 10         | 135             | 17  | 0.50       | 85            |
| (YELLOW)  | 10         | 135             | 25  | 0.25       | 62.5          |
| (GREEN)   | 10         | 135             | 15  | 0.25       | 37.5          |
| ARROW   | 8          | 135             | 12  | 0.10       | 9.6           |
| PED. SIGNAL   | 8          | 90              | 25  | 1.00       | 200           |
| CONTROLLER  | 1          | 100             | 100 | 1.00       | 100           |
| ILLUM. SIGN   |            | 84              | 100 | 0.50       |               |
| FLASHER   |            | 135             | 25  | 0.50       |               |
| ENERGY COSTS TO:<br>ILLINOIS DEPARTMENT OF TRANSPORTATION<br>201 WEST CENTER COURT<br>SCHAUMBURG, IL 60196-1096 |            |                 |     |            | TOTAL = 494.6 |
| ENERGY SUPPLY   | CONTACT: X |                 |     |            |               |
|   | PHONE: X   |                 |     |            |               |
|   | COMPANY: X |                 |     |            |               |

**REMOVAL OF EXISTING TRAFFIC SIGNAL EQUIPMENT**

THE FOLLOWING ITEMS SHALL BE REMOVED BY THE CONTRACTOR AND SHALL BE DISPOSED OF BY THEM OUTSIDE THE RIGHT-OF-WAY AT THEIR EXPENSE. THE SALVAGE VALUE OF THE REMOVED EQUIPMENT SHALL BE REFLECTED IN THE CONTRACT BID PRICE.

- 8 EACH PEDESTRIAN SIGNAL HEAD
- 4 EACH PEDESTRIAN PUSH-BUTTON

**SCHEDULE OF QUANTITIES**

| ITEM  | UNIT | QUANTITY |
|---|------|----------|
| MAINTENANCE OF EXISTING TRAFFIC SIGNAL INSTALLATION                       | EACH | 1        |
| PEDESTRIAN SIGNAL HEAD, LED, 2-FACE, BRACKET MOUNTED WITH COUNTDOWN TIMER | EACH | 4        |
| MODIFY EXISTING CONTROLLER CABINET  | EACH | 1        |
| REMOVE EXISTING TRAFFIC SIGNAL EQUIPMENT                                  | EACH | 1        |
| UNINTERRUPTIBLE POWER SUPPLY, SPECIAL                                     | EACH | 1        |
| PEDESTRIAN PUSH-BUTTON, NON-LATCHING                                      | EACH | 4        |
| SIGNAL HEAD, LED, 1-FACE, 3-SECTION, BRACKET MOUNTED, RETROFIT            | EACH | 4        |
| SIGNAL HEAD, LED, 1-FACE, 3-SECTION, MAST ARM MOUNTED, RETROFIT           | EACH | 2        |
| SIGNAL HEAD, LED, 1-FACE, 5-SECTION, MAST ARM MOUNTED, RETROFIT           | EACH | 2        |
| SIGNAL HEAD, LED, 1-FACE, 5-SECTION, BRACKET MOUNTED, RETROFIT            | EACH | 2        |

STATE OF ILLINOIS  
DEPARTMENT OF TRANSPORTATION

|                 |           |
|-----------------|-----------|
| DESIGNED - BPT  | REVISED - |
| DRAWN - JGC/RDS | REVISED - |
| CHECKED - BPT   | REVISED - |
| DATE - 12-04-13 | REVISED - |

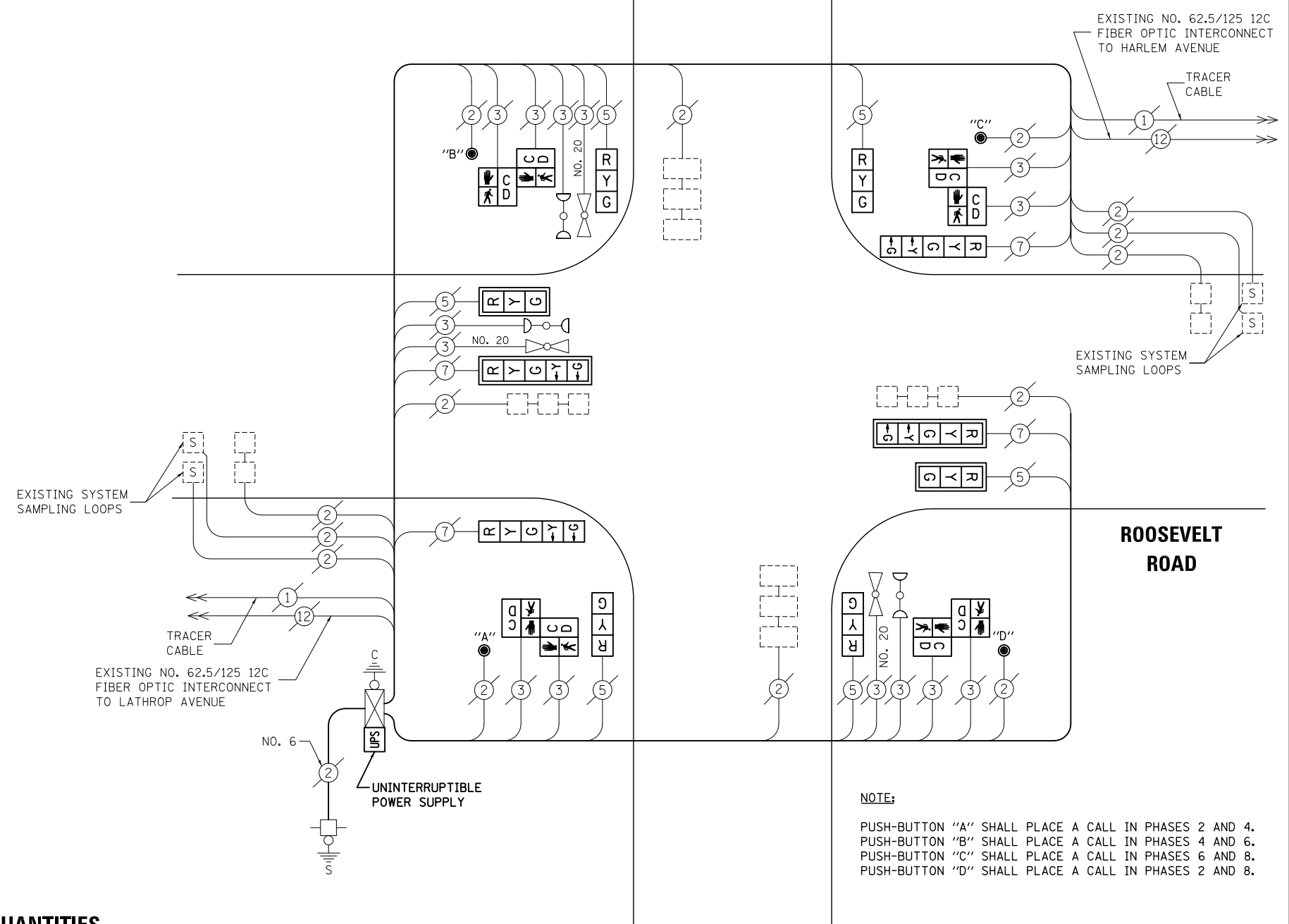
FILE NAME = \MICROST\352108\79-13700.DGN

|                           |
|---------------------------|
| USER NAME = JGC           |
| PLOT SCALE = NOT TO SCALE |
| PLOT DATE = X             |

**SCHEDULE OF QUANTITIES, CABLE PLAN, PHASE DESIGNATION DIAGRAM AND EMERGENCY VEHICLE PREEMPTION ROOSEVELT ROAD AT CIRCLE AVENUE**

SCALE: N.T.S. SHEET NO. OF SHEETS STA. TO STA.

**CABLE PLAN**



NOTE:  
PUSH-BUTTON "A" SHALL PLACE A CALL IN PHASES 2 AND 4.  
PUSH-BUTTON "B" SHALL PLACE A CALL IN PHASES 4 AND 6.  
PUSH-BUTTON "C" SHALL PLACE A CALL IN PHASES 6 AND 8.  
PUSH-BUTTON "D" SHALL PLACE A CALL IN PHASES 2 AND 8.

**RETROFIT ALL VEHICULAR SIGNAL HEADS TO L.E.D.**

PREPARED BY:  
**CEMCON, Ltd.**  
Consulting Engineers, Land Surveyors & Planners  
2280 White Oak Circle, Suite 100  
Aurora, Illinois 60504-9675  
Ph: 630.862.2100 Fax: 630.862.2199  
E-Mail: cadd@cemcon.com Website: www.cemcon.com

|   |            |        |              |           |
|---|------------|--------|--------------|-----------|
| F.A.P. RTE.                                   | SECTION    | COUNTY | TOTAL SHEETS | SHEET NO. |
| VAR.  | 2013-054TS | COOK   | 92           | 83        |
| CONTRACT NO. 60X29                            |            |        |              |           |
| FED. ROAD DIST. NO. ILLINOIS FED. AID PROJECT |            |        |              |           |

TS# 13700  
FOREST PARK