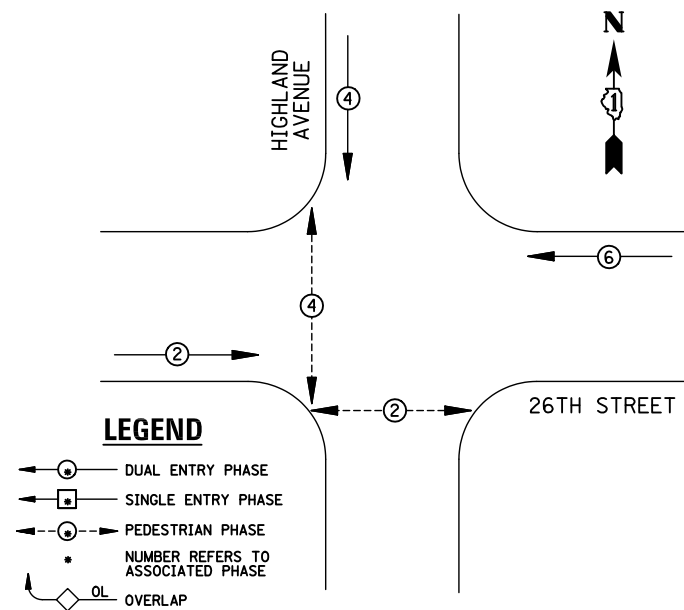
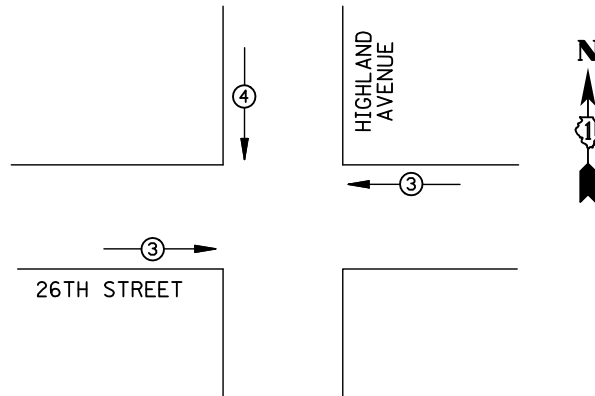


EXISTING CONTROLLER SEQUENCE



EXISTING PHASE DESIGNATION DIAGRAM



EMERGENCY VEHICLE PREEMPTORS			
EMERGENCY VEHICLE PREEMPTOR	3	4	
MOVEMENT	←→	↓	

EXISTING EMERGENCY VEHICLE PREEMPTION SEQUENCE

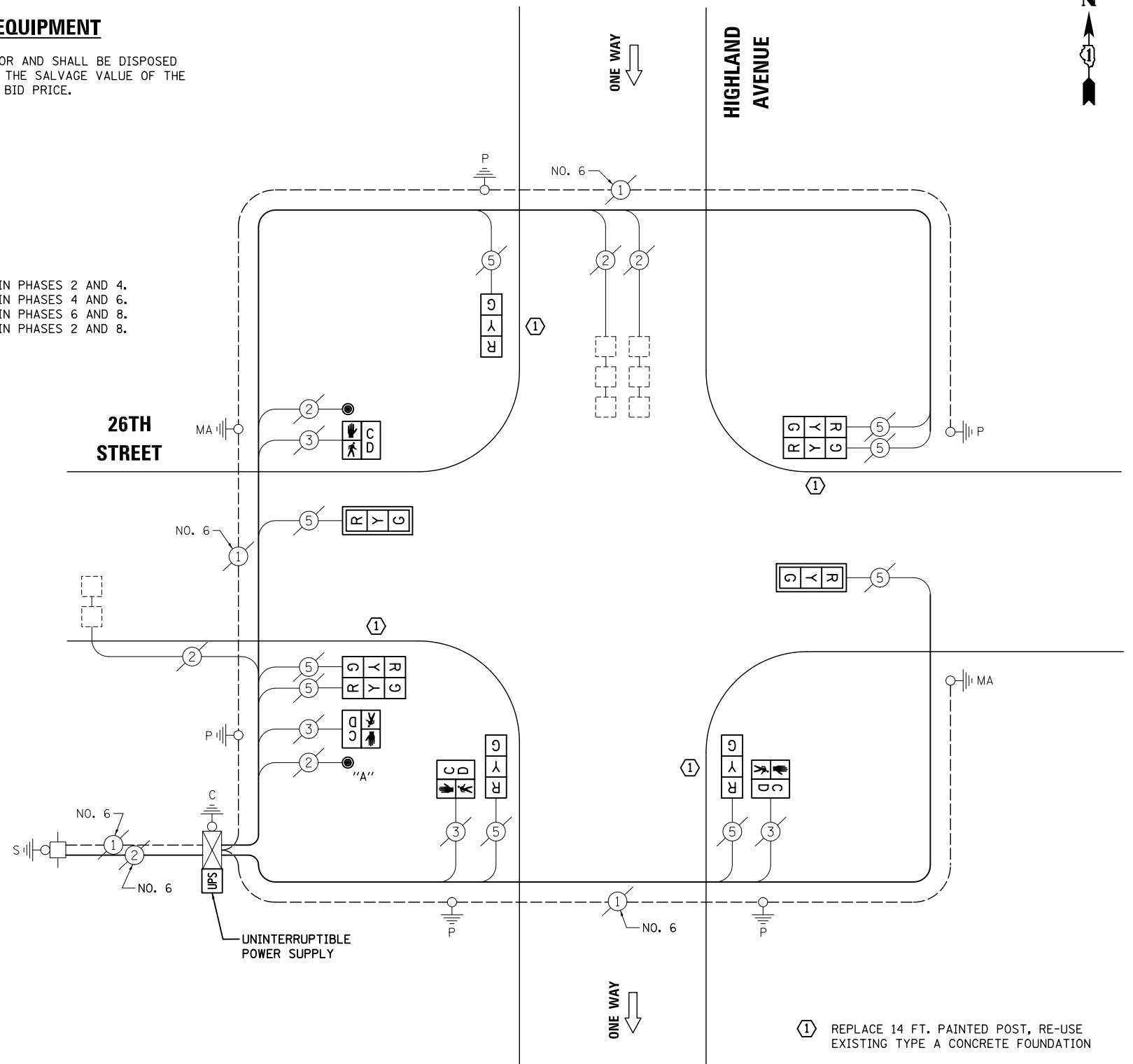
REMOVAL OF EXISTING TRAFFIC SIGNAL EQUIPMENT

THE FOLLOWING ITEMS SHALL BE REMOVED BY THE CONTRACTOR AND SHALL BE DISPOSED OF BY THEM OUTSIDE THE RIGHT-OF-WAY AT THEIR EXPENSE. THE SALVAGE VALUE OF THE REMOVED EQUIPMENT SHALL BE REFLECTED IN THE CONTRACT BID PRICE.

- 4 EACH TRAFFIC SIGNAL POST
- 9 EACH SIGNAL HEAD, 3-SECTION
- 2 EACH TRAFFIC SIGNAL BACKPLATE
- 4 EACH PEDESTRIAN SIGNAL HEAD
- 2 EACH PEDESTRIAN PUSH-BUTTON

NOTE:

PUSH-BUTTON "A" SHALL PLACE A CALL IN PHASES 2 AND 4.
 PUSH-BUTTON "B" SHALL PLACE A CALL IN PHASES 4 AND 6.
 PUSH-BUTTON "C" SHALL PLACE A CALL IN PHASES 6 AND 8.
 PUSH-BUTTON "D" SHALL PLACE A CALL IN PHASES 2 AND 8.



CABLE PLAN

NOTE:
 THE TRAFFIC SIGNAL CONTROL EQUIPMENT FOR THIS PROJECT SHALL BE "ECONOLITE" TO MATCH THE EXISTING ADJACENT SYSTEM.

SCHEDULE OF QUANTITIES

ITEM	UNIT	QUANTITY
MAINTENANCE OF EXISTING TRAFFIC SIGNAL INSTALLATION	EACH	1
TRAFFIC SIGNAL POST, GALVANIZED STEEL 14 FT.	EACH	4
SIGNAL HEAD, LED, 1-FACE, 3-SECTION, MAST-ARM MOUNTED	EACH	2
SIGNAL HEAD, LED, 1-FACE, 3-SECTION, BRACKET MOUNTED	EACH	3
SIGNAL HEAD, LED, 2-FACE, 3-SECTION, BRACKET MOUNTED	EACH	2
PEDESTRIAN SIGNAL HEAD, LED, 1-FACE, BRACKET MOUNTED WITH COUNTDOWN TIMER	EACH	4
TRAFFIC SIGNAL BACKPLATE, LOUVERED, ALUMINUM	EACH	2
PEDESTRIAN PUSH-BUTTON NON-LATCHING	EACH	2
MODIFY EXISTING CONTROLLER CABINET	EACH	1
REMOVE EXISTING TRAFFIC SIGNAL EQUIPMENT	EACH	1
UNINTERRUPTIBLE POWER SUPPLY, SPECIAL	EACH	1

I.D.O.T TRAFFIC SIGNAL INSTALLATION ELECTRICAL SERVICE REQUIREMENTS					TOTAL WATTAGE
TYPE	NO. LAMPS	WATTAGE		%OPERATION	
		INCAND.	LED		
SIGNAL (RED)	9	135	17	0.50	76.5
(YELLOW)	9	135	25	0.25	56.25
(GREEN)	9	135	15	0.25	33.75
ARROW		135	12	0.10	
PED. SIGNAL	4	90	25	1.00	100
CONTROLLER	1	100	100	1.00	100
ILLUM. SIGN		84	100	0.50	
FLASHER		135	25	0.50	
ENERGY COSTS TO: ILLINOIS DEPARTMENT OF TRANSPORTATION 201 WEST CENTER COURT SCHAUMBURG, IL 60196-1096					TOTAL = 366.5
ENERGY SUPPLY	CONTACT: X				
	PHONE: X				
	COMPANY: X				
FILE NAME = MICROST\352108\ 14-3745.DGN	USER NAME = JGC	DESIGNED - BPT	REVISED -		
		DRAWN - JGC/RDS	REVISED -		
	PLOT SCALE = NOT TO SCALE	CHECKED - BPT	REVISED -		
	PLOT DATE = X	DATE - 12-04-13	REVISED -		

STATE OF ILLINOIS
 DEPARTMENT OF TRANSPORTATION

SCHEDULE OF QUANTITIES, CABLE PLAN,
 PHASE DESIGNATION DIAGRAM AND EMERGENCY VEHICLE PREEMPTION
 26TH STREET AT HIGHLAND AVENUE

SCALE: N.T.S. SHEET NO. OF SHEETS STA. TO STA.

PREPARED BY:
CEMCON, Ltd.
 Consulting Engineers, Land Surveyors & Planners
 2280 White Oak Circle, Suite 100
 Aurora, Illinois 60504-9675
 Ph: 630.862.2100 Fax: 630.862.2199
 E-Mail: cadd@cemcon.com Website: www.cemcon.com

F.A.P. RTE.	SECTION	COUNTY	TOTAL SHEETS	SHEET NO.
VAR.	2013-054TS	COOK	92	29

CONTRACT NO. 60X29
 FED. ROAD DIST. NO. ILLINOIS FED. AID PROJECT

TS# 3745
 BERWYN