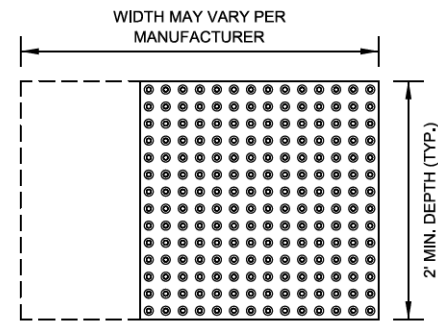
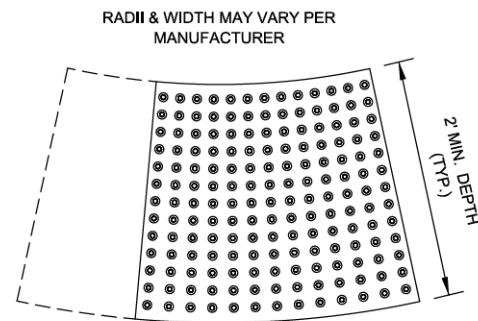


STRAIGHT DETECTABLE WARNING UNITS



RADIAL DETECTABLE WARNING UNITS



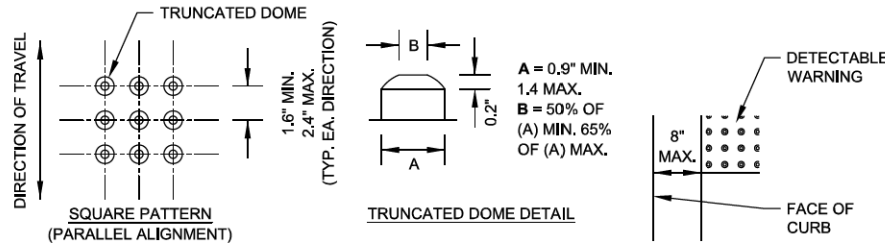
DETECTABLE WARNING UNIT SIZES

- VERIFY ALL DIMENSIONS WITH THE PRODUCT MANUFACTURER.
- IF USING RADIAL UNITS, VERIFY THAT THE CURB RADIUS MATCHES AVAILABLE UNIT RADII WITH THE PRODUCT MANUFACTURER.
- APPROVED LIST OF DETECTABLE WARNING PRODUCTS CAN BE FOUND ON CDOT'S WEBSITE (www.cityofchicago.org).

	DATE	REVISION	CITY OF CHICAGO DETECTABLE WARNING UNIT SIZES SHEET B-4-1	SCALE: NOT TO SCALE DATE: 10/23/2006	DRAWN BY: CDOT CHECKED BY: LCM
	02/20/07	REVISION 1			
	11/15/07	REVISION 2			
	11/14/08	REVISION 3			
	11/02/09	REVISION 4			
08/10/12	REVISION 5				

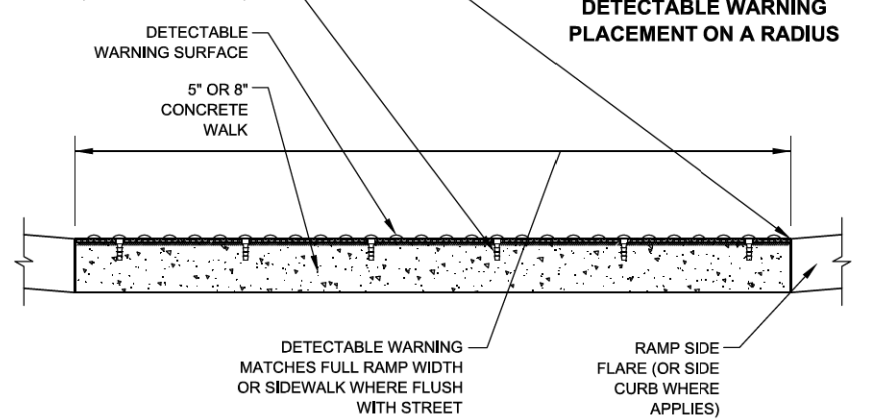
GENERAL NOTE:

THE ROWS OF DOMES IN THE DETECTABLE WARNING MATERIAL MUST BE ALIGNED WITH THE PATH OF WHEELCHAIR TRAVEL WHICH IS REQUIRED TO BE PERPENDICULAR TO THE GRADE BREAK AT THE BOTTOM OF THE RAMP TO PERMIT TRACKING BETWEEN DOME ROWS. ON BLENDED TRANSITIONS OR FLUSH TRANSITIONS, WHERE RADIAL UNITS ARE SITUATED ABOUT THE CURB RADIUS, DOME ORIENTATION IS NOT SIGNIFICANT.



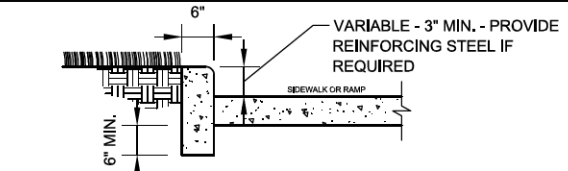
UNIT PATTERN & DOME DETAIL

TYPICAL DETECTABLE WARNING PLACEMENT

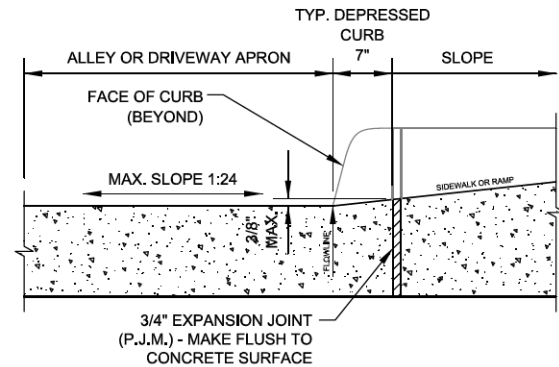


DETECTABLE WARNING UNIT SECTION

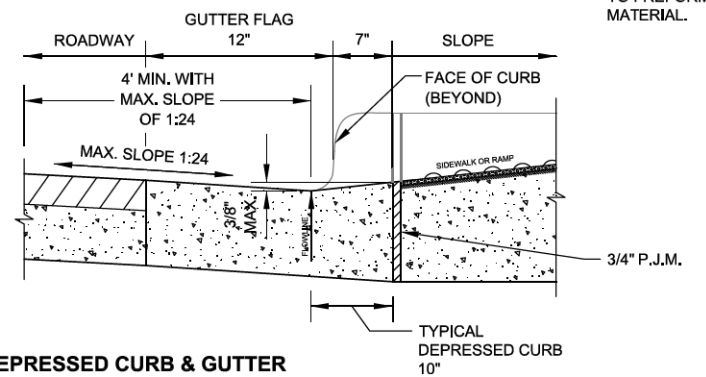
	DATE	REVISION	CITY OF CHICAGO DETECTABLE WARNING UNIT DETAILS SHEET B-4-2	SCALE: NOT TO SCALE DATE: 10/23/2006	DRAWN BY: CDOT CHECKED BY: LCM
	02/20/07	REVISION 1			
	11/15/07	REVISION 2			
	11/14/08	REVISION 3			
	11/02/09	REVISION 4			
08/10/12	REVISION 5				



SIDE CURB - SECTION



DEPRESSED CURB & GUTTER AT ALLEY/DRIVEWAY APRON (TYPE 4 OR B CURB)



DEPRESSED CURB & GUTTER AT BOTTOM OF TYPICAL CURB RAMP

	DATE	REVISION	CITY OF CHICAGO CURB & GUTTER DETAILS SHEET B-4-3	SCALE: NOT TO SCALE DATE: 10/23/2006	DRAWN BY: CDOT CHECKED BY: LCM
	02/20/07	REVISION 1			
	11/15/07	REVISION 2			
	11/14/08	REVISION 3			
	11/02/09	REVISION 4			
08/10/12	REVISION 5				

NOTES FOR CURB & GUTTER DETAILS THIS SHEET:

- A. CROSS SLOPE AT DEPRESSED CURB & GUTTER NOT TO EXCEED 1:64.
- B. DETECTABLE WARNING SURFACE AT DRIVEWAYS REQUIRED ONLY FOR COMMERCIAL DRIVEWAYS WITH TRAFFIC CONTROL DEVICES, I.E. SIGNALS.
- C. REFER TO REGULATIONS FOR OPENINGS, CONSTRUCTION AND REPAIR IN THE PUBLIC WAY (CDOT) FOR ADDITIONAL REQUIREMENTS FOR CURB AND GUTTER INSTALLATION.
- D. RAMP SIDE FLARES SHALL BE INSTALLED AT ANY LOCATION WHERE THE SURFACE ADJACENT TO THE RAMP SURFACE IS INTENDED FOR PEDESTRIAN USE. TRIPPING HAZARDS, INCLUDING STEPS, DROP-OFFS, OR SIDE CURBS SHALL NOT BE LOCATED WITHIN THE LIMITS OF THE SIDEWALK.
- E. 'P.J.M.' THIS SHEET REFERS TO PREFORMED JOINT MATERIAL.

FILE PATH = p:\388035-p\m\l\escomon\me\local\p\ae\cdot\Documents\01_Americas\Transportation\62629938_Circle\Phase_1\160W29-sh-t-CDOT-ADA-03.dgn



D160W29-sh-t-CDOT-ADA-03.dgn	DESIGNED - CDOT	REVISED -
USER NAME = BAW1tor1	DRAWN - CDOT	REVISED -
PLOT SCALE = 2.0000' / in.	CHECKED - CDOT	REVISED -
PLOT DATE = 10/28/2013	DATE - 10/30/2013	REVISED -

**STATE OF ILLINOIS
DEPARTMENT OF TRANSPORTATION**

**CITY OF CHICAGO
ADA STANDARDS**

SCALE: NONE SHEET 3 OF 3 SHEETS STA. TO STA.

F.A.I. RTE.	SECTION	COUNTY	TOTAL SHEETS	SHEET NO.
90/94/290	2013-011R	COOK	356	95
CONTRACT NO. 60W29			ILLINOIS FED. AID PROJECT	