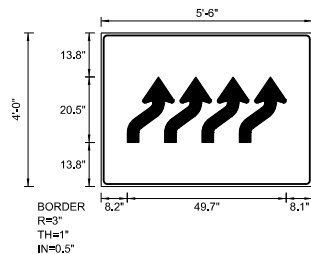


SIGN DETAIL
1:50



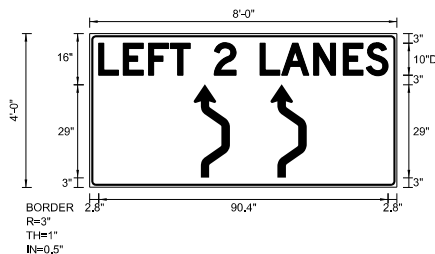
SIGN NUMBER	Temp Information Sign 5
WIDTH x HGHT.	5'-6" x 4'-0"
BORDER WIDTH	1"
CORNER RADIUS	3"
MOUNTING	Ground
BACKGROUND	TYPE: Reflective COLOR: Orange
LEGEND/BORDER	TYPE: Reflective COLOR: Black

SYMBOL	ROT	X	Y	WID	HT
W1_4cR	0	8.2	13.8	14.7	20.5
W1_4cR	0	19.8	13.8	14.7	20.5
W1_4cR	0	31.5	13.8	14.7	20.5
W1_4cR	0	43.2	13.8	14.7	20.5

Panel Style: construction_guide.ssi
Dimensions are in inches.tenths
Letter locations are panel edge to lower left corner M.U.T.C.D.: 2009 Edition

LETTER POSITIONS (X)										LENGTH	SERIESIZE

SIGN DETAIL
1:50



SIGN NUMBER	Temp Information Sign 7
WIDTH x HGHT.	8'-0" x 4'-0"
BORDER WIDTH	1"
CORNER RADIUS	3"
MOUNTING	Ground
BACKGROUND	TYPE: Reflective COLOR: Orange
LEGEND/BORDER	TYPE: Reflective COLOR: Black


SYMBOL	ROT	X	Y	WID	HT
W24_1bR	0	32.5	3	11.3	29
W24_1bR	0	56.5	3	11.3	29

Panel Style: construction_guide.ssi
Dimensions are in inches.tenths
Letter locations are panel edge to lower left corner M.U.T.C.D.: 2009 Edition

LETTER POSITIONS (X)										LENGTH	SERIESIZE
L	E	F	T	2	L	A	N	E	S		D 2000
2.8	10.5	18.4	25.2	38.9	53.2	60	70	79.2	86.4	90.4	10



SIGN DETAIL
1:50



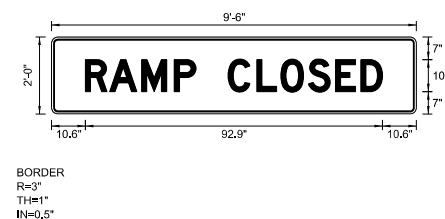
SIGN NUMBER	Temp Information Sign 6
WIDTH x HGHT.	8'-0" x 4'-0"
BORDER WIDTH	1"
CORNER RADIUS	3"
MOUNTING	Ground
BACKGROUND	TYPE: Reflective COLOR: Orange
LEGEND/BORDER	TYPE: Reflective COLOR: Black

SYMBOL	ROT	X	Y	WID	HT
W1_4cR	0	23.2	5.5	14.7	20.5
W1_4cR	0	34.8	5.5	14.7	20.5
W1_4cR	0	46.5	5.5	14.7	20.5
W1_4cR	0	58.2	5.5	14.7	20.5

Panel Style: construction_guide.ssi
Dimensions are in inches.tenths
Letter locations are panel edge to lower left corner M.U.T.C.D.: 2009 Edition

LETTER POSITIONS (X)										LENGTH	SERIESIZE	
A	L	L		T	R	A	F	F	I	C		D 2000
5.4	15.4	23.1	29.3	39.3	47	54.6	64.6	72.3	80	83.8	85.2	10

SIGN DETAIL
1:50



SIGN NUMBER	Temp Information Sign 8
WIDTH x HGHT.	9'-6" x 2'-0"
BORDER WIDTH	1"
CORNER RADIUS	3"
MOUNTING	Overhead
BACKGROUND	TYPE: Reflective COLOR: Orange
LEGEND/BORDER	TYPE: Reflective COLOR: Black

SYMBOL	ROT	X	Y	WID	HT

Panel Style: construction_guide.ssi
Dimensions are in inches.tenths
Letter locations are panel edge to lower left corner M.U.T.C.D.: 2009 Edition

LETTER POSITIONS (X)										LENGTH	SERIESIZE	
R	A	M	P		C	L	O	S	E	D		D 2000
10.6	18.2	28.2	38.4	45.2	55.2	64.2	71.7	80.3	88.8	96.7	92.9	10

NOTES:
1. THE SIGNS SHOWN SHALL BE PAID FOR AS TEMPORARY INFORMATION SIGNING.

FILE PATH = p:\388935-pa\m\l\escomon\me\local\p\w\ec\000\Documents\01_Americas\Transportation\60269938_Circle\Phase_1\1\000_CAD\005_Roadway\Sheets\60W29_sht-Staging-Nar-02A.dgn



D160W29-sht-Staging-Nar-02A.dgn
USER NAME = BAW\jort
PLOT SCALE = 10.0000 / in.
PLOT DATE = 12/19/2013

DESIGNED - JDT	REVISED - 12/18/2013
DRAWN - JTR	REVISED -
CHECKED - JMG	REVISED -
DATE - 10/30/2013	REVISED -

STATE OF ILLINOIS
DEPARTMENT OF TRANSPORTATION

SUGGESTED STAGES OF CONSTRUCTION AND TRAFFIC CONTROL PLAN
TEMPORARY INFORMATION SIGNS

SCALE: NONE SHEET 1A OF 1 SHEETS STA. TO STA.

F.A.I. RTE. 90/94/290	SECTION 2013-011R	COUNTY COOK	TOTAL SHEETS 356	SHEET NO. 48A
CONTRACT NO. 60W29			ILLINOIS FED. AID PROJECT	