

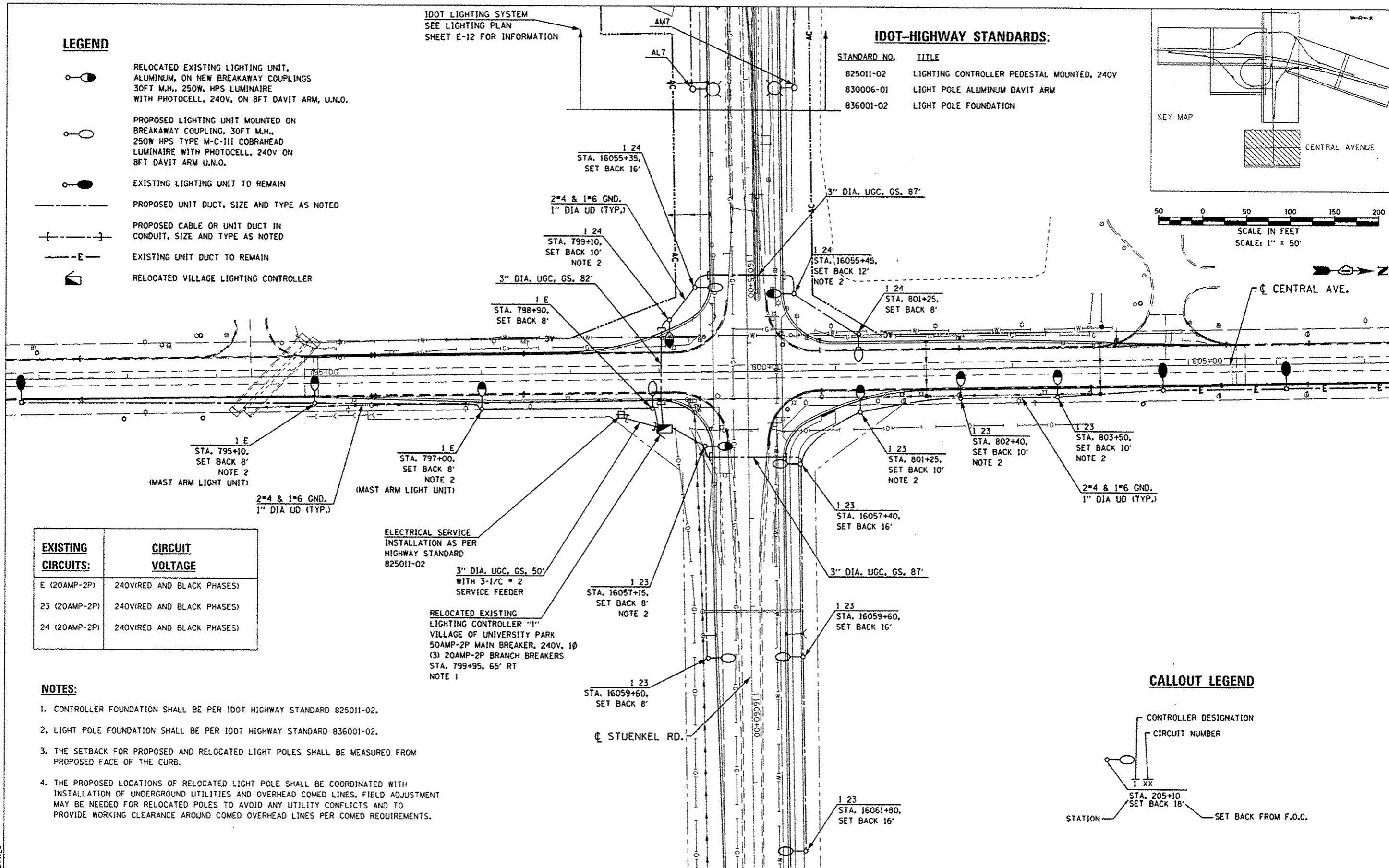
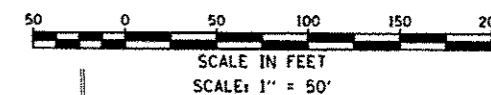
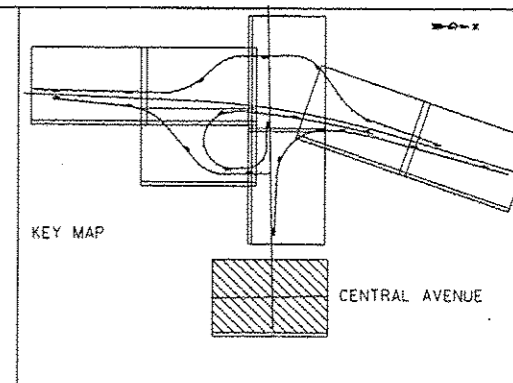
LEGEND

- RELOCATED EXISTING LIGHTING UNIT, ALUMINUM, ON NEW BREAKAWAY COUPLINGS 30FT M.H., 250W. HPS LUMINAIRE WITH PHOTOCELL, 240V. ON BFT DAVIT ARM, U.N.O.
- PROPOSED LIGHTING UNIT MOUNTED ON BREAKAWAY COUPLING, 30FT M.H., 250W HPS TYPE M-C-III COBRAHEAD LUMINAIRE WITH PHOTOCELL, 240V ON BFT DAVIT ARM U.N.O.
- EXISTING LIGHTING UNIT TO REMAIN
- PROPOSED UNIT DUCT, SIZE AND TYPE AS NOTED
- PROPOSED CABLE OR UNIT DUCT IN CONDUIT, SIZE AND TYPE AS NOTED
- EXISTING UNIT DUCT TO REMAIN
- RELOCATED VILLAGE LIGHTING CONTROLLER

IDOT LIGHTING SYSTEM
SEE LIGHTING PLAN
SHEET E-12 FOR INFORMATION

IDOT-HIGHWAY STANDARDS:

STANDARD NO.	TITLE
825011-02	LIGHTING CONTROLLER PEDESTAL MOUNTED, 240V
830006-01	LIGHT POLE ALUMINUM DAVIT ARM
836001-02	LIGHT POLE FOUNDATION



EXISTING CIRCUITS:	CIRCUIT VOLTAGE
E (20AMP-2P)	240V (RED AND BLACK PHASES)
23 (20AMP-2P)	240V (RED AND BLACK PHASES)
24 (20AMP-2P)	240V (RED AND BLACK PHASES)

ELECTRICAL SERVICE
INSTALLATION AS PER
HIGHWAY STANDARD
825011-02

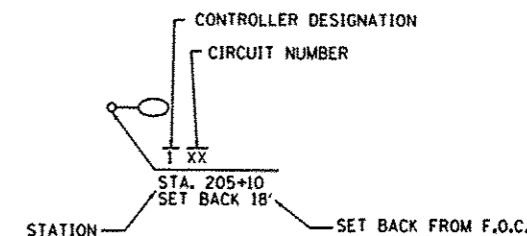
3" DIA. UGC, GS, 50'
WITH 3-1/C = 2
SERVICE FEEDER

RELOCATED EXISTING
LIGHTING CONTROLLER "1"
VILLAGE OF UNIVERSITY PARK
50AMP-2P MAIN BREAKER, 240V, 1Ø
(3) 20AMP-2P BRANCH BREAKERS
STA. 799+95, 65' RT
NOTE 1

NOTES:

- CONTROLLER FOUNDATION SHALL BE PER IDOT HIGHWAY STANDARD 825011-02.
- LIGHT POLE FOUNDATION SHALL BE PER IDOT HIGHWAY STANDARD 836001-02.
- THE SETBACK FOR PROPOSED AND RELOCATED LIGHT POLES SHALL BE MEASURED FROM PROPOSED FACE OF THE CURB.
- THE PROPOSED LOCATIONS OF RELOCATED LIGHT POLE SHALL BE COORDINATED WITH INSTALLATION OF UNDERGROUND UTILITIES AND OVERHEAD COMED LINES. FIELD ADJUSTMENT MAY BE NEEDED FOR RELOCATED POLES TO AVOID ANY UTILITY CONFLICTS AND TO PROVIDE WORKING CLEARANCE AROUND COMED OVERHEAD LINES PER COMED REQUIREMENTS.

CALLOUT LEGEND



J:\327\DCNN\CADD_Sheets\060159-shr-light-18.dgn 26-DEC-2013 15:03 TIME\$

SINGH
SINGH & ASSOCIATES INC.
CONSULTING ENGINEERS

USER NAME: kprajapati	DESIGNED: RDP	REVISED: 6/18/2013
PLOT SCALE: 100,000000:1,000000	DRAWN: MC/WC	REVISED: 8/22/2013
PLOT DATE: 26-DEC-2013 15:02	CHECKED: KGP	REVISED: 10/18/2013
	DATE: 8/22/2013	REVISED: 12/04/2013

DESIGNED: RDP	REVISED: 6/18/2013
DRAWN: MC/WC	REVISED: 8/22/2013
CHECKED: KGP	REVISED: 10/18/2013
DATE: 8/22/2013	REVISED: 12/04/2013

STATE OF ILLINOIS
DEPARTMENT OF TRANSPORTATION

STUENKEL ROAD OVER I-57
PROPOSED LIGHTING PLANS STUENKEL RD AT CENTRAL AVE.

F.A.I. RTE. 57	SECTION 99-1HB-R	COUNTY WILL	TOTAL SHEETS 679	SHEET NO. 341
SCALE: AS NOTED				SHEET NO. 23 OF 24 SHEETS
STA. ----- TO STA. -----				CONTRACT NO. 60L69
ILLINOIS FED. AID PROJECT				

ADDENDUM 1 1/03/14

ENTIRE SHEET REVISED