

# 147

**Letting February 27, 2026**

## **Notice to Bidders, Specifications and Proposal**



**Contract No. 97872  
ST. CLAIR County  
Section 24-00301-26-PW  
Route FAU 9330 (Frank Scott Parkway East)  
Project E181-096 ()  
District 8 Construction Funds**

Prepared by

F

Checked by

(Printed by authority of the State of Illinois)



**Illinois Department  
of Transportation**

**NOTICE TO BIDDERS**

1. **TIME AND PLACE OF OPENING BIDS.** Electronic bids are to be submitted to the electronic bidding system (iCX-Integrated Contractors Exchange). All bids must be submitted to the iCX system prior to 12:00 p.m. February 27, 2026 at which time the bids will be publicly opened from the iCX SecureVault.
2. **DESCRIPTION OF WORK.** The proposed improvement is identified and advertised for bids in the Invitation for Bids as:

**Contract No. 97872  
ST. CLAIR County  
Section 24-00301-26-PW  
Project E181-096 ()  
Route FAU 9330 (Frank Scott Parkway East)  
District 8 Construction Funds**

**Reconstruction on Frank Scott Parkway East from Green Mount Road to Cross Street. Pavement widening and reconstruction of Frank Scott Parkway East from Green Mount Road to Cross Street in the Village of Shiloh.**

3. **INSTRUCTIONS TO BIDDERS.** (a) This Notice, the invitation for bids, proposal and letter of award shall, together with all other documents in accordance with Article 101.09 of the Standard Specifications for Road and Bridge Construction, become part of the contract. Bidders are cautioned to read and examine carefully all documents, to make all required inspections, and to inquire or seek explanation of the same prior to submission of a bid.  
  
(b) State law, and, if the work is to be paid wholly or in part with Federal-aid funds, Federal law requires the bidder to make various certifications as a part of the proposal and contract. By execution and submission of the proposal, the bidder makes the certification contained therein. A false or fraudulent certification shall, in addition to all other remedies provided by law, be a breach of contract and may result in termination of the contract.
4. **AWARD CRITERIA AND REJECTION OF BIDS.** This contract will be awarded to the lowest responsive and responsible bidder considering conformity with the terms and conditions established by the Department in the rules, Invitation for Bids and contract documents. The issuance of plans and proposal forms for bidding based upon a prequalification rating shall not be the sole determinant of responsibility. The Department reserves the right to determine responsibility at the time of award, to reject any or all proposals, to re-advertise the proposed improvement, and to waive technicalities.

By Order of the  
Illinois Department of Transportation

Gia Biagi,  
Secretary

INDEX  
FOR  
SUPPLEMENTAL SPECIFICATIONS  
AND RECURRING SPECIAL PROVISIONS

Adopted January 1, 2026

This index contains a listing of SUPPLEMENTAL SPECIFICATIONS, frequently used RECURRING SPECIAL PROVISIONS, and LOCAL ROADS AND STREETS RECURRING SPECIAL PROVISIONS.

ERRATA Standard Specifications for Road and Bridge Construction  
(Adopted 1-1-22) (Revised 1-1-26)

SUPPLEMENTAL SPECIFICATIONS

<u>Std. Spec. Sec.</u>	<u>Page No.</u>
109 Measurement and Payment .....	1
202 Earth and Rock Excavation .....	2
204 Borrow and Furnished Excavation .....	3
207 Porous Granular Embankment .....	4
211 Topsoil and Compost .....	5
214 Grading and Shaping Ditches .....	6
406 Hot-Mix Asphalt Binder and Surface Course .....	7
407 Hot-Mix Asphalt Pavement (Full-Depth) .....	9
420 Portland Cement Concrete Pavement .....	10
502 Excavation for Structures .....	11
504 Precast Concrete Structures .....	12
509 Metal Railings .....	13
522 Retaining Walls .....	14
540 Box Culverts .....	15
542 Pipe Culverts .....	35
550 Storm Sewers .....	44
586 Granular Backfill for Structures .....	51
601 Pipe Drains, Pipe Underdrains, and French Drains .....	52
630 Steel Plate Beam Guardrail .....	53
632 Guardrail and Cable Road Guard Removal .....	54
644 High Tension Cable Median Barrier .....	55
665 Woven Wire Fence .....	56
701 Work Zone Traffic Control and Protection .....	57
781 Raised Reflective Pavement Markers .....	59
782 Reflectors .....	60
801 Electrical Requirements .....	62
821 Roadway Luminaires .....	65
1003 Fine Aggregates .....	66
1004 Coarse Aggregates .....	67
1010 Finely Divided Minerals .....	69
1020 Portland Cement Concrete .....	70
1030 Hot-Mix Asphalt .....	73
1040 Drain Pipe, Tile, and Wall Drain .....	74
1042 Precast Concrete Products .....	75
1061 Waterproofing Membrane System .....	76
1067 Luminaire .....	77
1097 Reflectors .....	84
1102 Hot-Mix Asphalt Equipment .....	85

## RECURRING SPECIAL PROVISIONS

The following RECURRING SPECIAL PROVISIONS indicated by an "X" are applicable to this contract and are included by reference:

<u>CHECK SHEET #</u>		<u>PAGE NO.</u>
1	<input checked="" type="checkbox"/> Additional State Requirements for Federal-Aid Construction Contracts .....	87
2	<input checked="" type="checkbox"/> Subletting of Contracts (Federal-Aid Contracts) .....	90
3	<input checked="" type="checkbox"/> EEO .....	91
4	<input type="checkbox"/> Specific EEO Responsibilities Non Federal-Aid Contracts .....	101
5	<input type="checkbox"/> Required Provisions - State Contracts .....	106
6	<input type="checkbox"/> Asbestos Bearing Pad Removal .....	112
7	<input type="checkbox"/> Asbestos Waterproofing Membrane and Asbestos HMA Surface Removal .....	113
8	<input checked="" type="checkbox"/> Temporary Stream Crossings and In-Stream Work Pads .....	114
9	<input checked="" type="checkbox"/> Construction Layout Stakes .....	115
10	<input type="checkbox"/> Use of Geotextile Fabric for Railroad Crossing .....	118
11	<input type="checkbox"/> Subsealing of Concrete Pavements .....	120
12	<input type="checkbox"/> Hot-Mix Asphalt Surface Correction .....	124
13	<input type="checkbox"/> Pavement and Shoulder Resurfacing .....	126
14	<input type="checkbox"/> Patching with Hot-Mix Asphalt Overlay Removal .....	127
15	<input type="checkbox"/> Polymer Concrete .....	129
16	<b>Reserved</b> .....	131
17	<input type="checkbox"/> Bicycle Racks .....	132
18	<input type="checkbox"/> Temporary Portable Bridge Traffic Signals .....	134
19	<input type="checkbox"/> Nighttime Inspection of Roadway Lighting .....	136
20	<input type="checkbox"/> English Substitution of Metric Bolts .....	137
21	<input type="checkbox"/> Calcium Chloride Accelerator for Portland Cement Concrete .....	138
22	<input type="checkbox"/> Quality Control of Concrete Mixtures at the Plant .....	139
23	<input type="checkbox"/> Quality Control/Quality Assurance of Concrete Mixtures .....	147
24	<b>Reserved</b> .....	163
25	<b>Reserved</b> .....	164
26	<input type="checkbox"/> Temporary Raised Pavement Markers .....	165
27	<input type="checkbox"/> Restoring Bridge Approach Pavements Using High-Density Foam .....	166
28	<input type="checkbox"/> Portland Cement Concrete Inlay or Overlay .....	169
29	<input type="checkbox"/> Portland Cement Concrete Partial Depth Hot-Mix Asphalt Patching .....	173
30	<input type="checkbox"/> Longitudinal Joint and Crack Patching .....	176
31	<input type="checkbox"/> Concrete Mix Design – Department Provided .....	178
32	<input type="checkbox"/> Station Numbers in Pavements or Overlays .....	179

LOCAL ROADS AND STREETS RECURRING SPECIAL PROVISIONS

Table of Contents

<u>CHECK SHEET #</u>			<u>PAGE NO.</u>
LRS 1		<b>Reserved</b> .....	181
LRS 2	<input checked="" type="checkbox"/>	Furnished Excavation .....	182
LRS 3	<input checked="" type="checkbox"/>	Work Zone Traffic Control Surveillance .....	183
LRS 4	<input checked="" type="checkbox"/>	Flaggers in Work Zones .....	184
LRS 5	<input type="checkbox"/>	Contract Claims .....	185
LRS 6	<input type="checkbox"/>	Bidding Requirements and Conditions for Contract Proposals .....	186
LRS 7	<input type="checkbox"/>	Bidding Requirements and Conditions for Material Proposals .....	192
LRS 8		<b>Reserved</b> .....	198
LRS 9	<input type="checkbox"/>	Bituminous Surface Treatments .....	199
LRS 10		<b>Reserved</b> .....	203
LRS 11	<input type="checkbox"/>	Employment Practices .....	204
LRS 12	<input type="checkbox"/>	Wages of Employees on Public Works .....	206
LRS 13	<input type="checkbox"/>	Selection of Labor .....	208
LRS 14	<input type="checkbox"/>	Paving Brick and Concrete Paver Pavements and Sidewalks .....	209
LRS 15	<input type="checkbox"/>	Partial Payments .....	212
LRS 16	<input type="checkbox"/>	Protests on Local Lettings .....	213
LRS 17	<input type="checkbox"/>	Substance Abuse Prevention Program .....	214
LRS 18	<input type="checkbox"/>	Multigrade Cold Mix Asphalt .....	215
LRS 19	<input type="checkbox"/>	Reflective Crack Control Treatment .....	216

**TABLE OF CONTENTS**

LOCATION OF PROJECT	1
DESCRIPTION OF PROJECT	1
SHOP DRAWINGS	1
SUBMITTAL OF EEO/LABOR DOCUMENTATION	2
CONSTRUCTION CONTRACTS	4
JOINT UTILITY INFORMATION FOR EXCAVATORS (J.U.L.I.E.)	4
STATUS OF UTILITIES TO BE ADJUSTED	5
WORK TO BE PERFORMED BY OTHERS	6
POTHOLING	6
SAFETY AND PROTECTION	7
TRAFFIC CONTROL PLAN	8
CONSTRUCTION AND MAINTENANCE SIGN SUPPORTS	10
BARRICADES OR DRUMS	10
AGGREGATE FOR TEMPORARY ACCESS	11
ACCESS TO ENTRANCES	11
SUGGESTED SEQUENCE OF CONSTRUCTION	11
TRENCH BACKFILL	11
EXCAVATION AND EMBANKMENT	12
PORTLAND CEMENT CONCRETE PAVEMENT, 9" (JOINTED)	13
PROCESSING MODIFIED SOIL, 12"	13
EXPANSION JOINTS	14
TRANSVERSE CONTRACTION JOINTS	14
JOINT SEALING	14
PAVEMENT REMOVAL (SPECIAL)	15
TIE BARS AND REINFORCEMENT BARS	15
DRILL AND GROUT #6 TIE BARS	15
JOINT LAYOUT	15
CLASS B PATCHES, VARIOUS TYPES, 9 INCH	16
CLASS B PATCHES, TYPE I, 9 INCH (SPECIAL)	16
COMBINATION CONCRETE CURB AND GUTTER, TYPE B-6.24 (SPECIAL)	17

SHOULDER REMOVAL (SPECIAL)	17
TEMPORARY PAVEMENT	17
TEMPORARY PAVEMENT REMOVAL	17
ROCKFILL – REPLACEMENT	17
DRAINAGE STRUCTURE TO BE REMOVED	18
REMOVE CONCRETE BOX CULVERT END SECTION	18
PIPE CULVERT REMOVAL AND STORM SEWER REMOVAL	19
CONNECTIONS TO EXISTING STORM SEWER	19
PIPE CULVERTS, CLASS A	19
STORM SEWERS	20
CONCRETE COLLAR	20
STORM SEWER (WATER MAIN REQUIREMENTS)	20
INLETS, SPECIAL	22
SANITARY MANHOLES TO BE ADJUSTED	22
RAISED REFLECTIVE PAVEMENT MARKER, REFLECTOR REMOVAL	23
RELOCATE SIGN PANEL ASSEMBLY	23
TRAFFIC SIGNAL TURN-ON AND FINAL INSPECTION	23
LIGHT EMITTING DIODE (LED) SIGNAL HEAD	24
VEHICLE DETECTOR LOOP INSTALLATION	24
INDUCTION LOOP DETECTOR AMPLIFIER W/ CALL DELAY AND CALL CARRY-OVER, DIGITAL DESIGN	24
REMOVE EXISTING TRAFFIC SIGNAL EQUIPMENT	25
RELOCATE EXISTING TRAFFIC SIGNAL CONTROLLER AND CABINET, COMPLETE	25
RELOCATE EXISTING EMERGENCY VEHICLE PRIORITY SYSTEM, COMPLETE	26
EMERGENCY VEHICLE PRIORITY SYSTEM LINE SENSOR CABLE, NO. 20 3/C	26
LR 107-4 INSURANCE	27
LR 1030-2 LOCAL QC/QA	28-29
ACOE 404 PERMIT	30-32
SWPPP	33-46
IDOT TRAINING PROGRAM GRADUATE ON-THE-JOB TRAINING	47-48

## BDE SPECIAL PROVISIONS

The following special provisions indicated by an "X" are applicable to this contract. An \* indicates a new or revised special provision for the letting.

<u>File Name</u>	<u>Pg.</u>		<u>Special Provision Title</u>	<u>Effective</u>	<u>Revised</u>
80099		<input type="checkbox"/>	Accessible Pedestrian Signals (APS)	April 1, 2003	Jan. 1, 2022
80274		<input type="checkbox"/>	Aggregate Subgrade Improvement	April 1, 2012	April 1, 2022
80192		<input type="checkbox"/>	Automated Flagger Assistance Device	Jan. 1, 2008	April 1, 2023
80173		<input type="checkbox"/>	Bituminous Materials Cost Adjustments	Nov. 2, 2006	Aug. 1, 2017
80426		<input type="checkbox"/>	Bituminous Surface Treatment with Fog Seal	Jan. 1, 2020	Jan. 1, 2022
* 80475		<input type="checkbox"/>	Bridge Deck Concrete Overlays	Jan. 1, 2026	
80241		<input type="checkbox"/>	Bridge Demolition Debris	July 1, 2009	
50531		<input type="checkbox"/>	Building Removal	Sept. 1, 1990	Aug. 1, 2022
50261		<input type="checkbox"/>	Building Removal with Asbestos Abatement	Sept. 1, 1990	Aug. 1, 2022
* 80460	49	<input checked="" type="checkbox"/>	Cement, Finely Divided Minerals, Admixtures, Concrete, and Mortar	Jan. 1, 2025	Jan. 1, 2026
80384	66	<input checked="" type="checkbox"/>	Compensable Delay Costs	June 2, 2017	April 1, 2019
80198		<input type="checkbox"/>	Completion Date (via calendar days)	April 1, 2008	
80199		<input type="checkbox"/>	Completion Date (via calendar days) Plus Working Days	April 1, 2008	
80461		<input type="checkbox"/>	Concrete Barrier	Jan. 1, 2025	
80453		<input type="checkbox"/>	Concrete Sealer	Nov. 1, 2023	
80261	70	<input checked="" type="checkbox"/>	Construction Air Quality – Diesel Retrofit	June 1, 2010	Jan. 1, 2025
* 80476		<input type="checkbox"/>	Deck Slab Repair	Jan. 1, 2026	
80029		<input type="checkbox"/>	Disadvantaged Business Enterprise Participation	Sept. 1, 2000	Jan. 2, 2025
80467	72	<input checked="" type="checkbox"/>	Erosion Control Blanket	Aug. 1, 2025	
80229		<input type="checkbox"/>	Fuel Cost Adjustment	April 1, 2009	Aug. 1, 2017
80452		<input type="checkbox"/>	Full Lane Sealant Waterproofing System	Nov. 1, 2023	
80433		<input type="checkbox"/>	Green Preformed Thermoplastic Pavement Markings	Jan. 1, 2021	Jan. 1, 2022
80471		<input type="checkbox"/>	Guardrail	Nov. 1, 2025	
80472		<input type="checkbox"/>	High Friction Surface Treatment	Nov. 1, 2025	
* 80456	75	<input checked="" type="checkbox"/>	Hot-Mix Asphalt	Jan. 1, 2024	Jan. 1, 2026
80446		<input type="checkbox"/>	Hot-Mix Asphalt – Longitudinal Joint Sealant	Nov. 1, 2022	Aug. 1, 2023
80438		<input type="checkbox"/>	Illinois Works Apprenticeship Initiative – State Funded Contracts	June 2, 2021	April 2, 2024
* 80477	78	<input checked="" type="checkbox"/>	Longitudinal Tining	Jan. 1, 2026	
80450		<input type="checkbox"/>	Mechanically Stabilized Earth Retaining Walls	Aug. 1, 2023	Aug. 1, 2025
* 80478		<input type="checkbox"/>	Modified Longitudinal Construction Joint	Jan. 1, 2026	
80464	79	<input checked="" type="checkbox"/>	Pavement Marking	April 1, 2025	Nov. 1, 2025
80468	80	<input checked="" type="checkbox"/>	Pavement Patching	Aug. 1, 2025	
80441	81	<input checked="" type="checkbox"/>	Performance Graded Asphalt Binder	Jan 1, 2023	
80459		<input type="checkbox"/>	Preformed Plastic Pavement Marking	June 2, 2024	
34261		<input type="checkbox"/>	Railroad Protective Liability Insurance	Dec. 1, 1986	Jan. 1, 2022
80473	86	<input checked="" type="checkbox"/>	Raised Reflective Pavement Markers	Nov. 1, 2025	
80455	87	<input checked="" type="checkbox"/>	Removal and Disposal of Regulated Substances	Jan. 1, 2024	April 1, 2024
80474		<input type="checkbox"/>	Residential Driveway Temporary Signal	Nov. 1, 2025	
80445	89	<input checked="" type="checkbox"/>	Seeding	Nov. 1, 2022	
80457	95	<input checked="" type="checkbox"/>	Short Term and Temporary Pavement Markings	April 1, 2024	April 2, 2024
* 80462	99	<input checked="" type="checkbox"/>	Sign Panels and Appurtenances	Jan. 1, 2025	Jan. 1, 2026
* 80479		<input type="checkbox"/>	Sinusoidal Rumble Strips	Jan. 1, 2026	
80469		<input type="checkbox"/>	Slope Wall	Aug. 1, 2025	
* 80448	101	<input checked="" type="checkbox"/>	Source of Supply and Quality Requirements	Jan. 2, 2023	Jan. 1, 2026
80340		<input type="checkbox"/>	Speed Display Trailer	April 2, 2014	Jan. 1, 2022
80127		<input type="checkbox"/>	Steel Cost Adjustment	April 2, 2004	Nov. 1, 2025
* 80480		<input type="checkbox"/>	Structural Repair of Concrete	Jan. 1, 2026	
80397	103	<input checked="" type="checkbox"/>	Subcontractor and DBE Payment Reporting	April 2, 2018	
80391	104	<input checked="" type="checkbox"/>	Subcontractor Mobilization Payments	Nov. 2, 2017	April 1, 2019
80463	105	<input checked="" type="checkbox"/>	Submission of Bidders List Information	Jan. 2, 2025	Mar. 2, 2025
80437	106	<input checked="" type="checkbox"/>	Submission of Payroll Records	April 1, 2021	Nov. 2, 2023



<b><u>File Name</u></b>	<b><u>Pg.</u></b>		<b><u>Special Provision Title</u></b>	<b><u>Effective</u></b>	<b><u>Revised</u></b>
80435		<input type="checkbox"/>	Surface Testing of Pavements – IRI	Jan. 1, 2021	Jan. 1, 2023
80465	108	<input checked="" type="checkbox"/>	Surveying Services	April 1, 2025	
* 80481		<input type="checkbox"/>	Temporary Concrete Barrier	Jan. 1, 2026	
80466		<input type="checkbox"/>	Temporary Rumble Strips	April 1, 2025	
80470	109	<input checked="" type="checkbox"/>	Traffic Signal Backplate	Aug. 1, 2025	
20338	110	<input checked="" type="checkbox"/>	Training Special Provisions	Oct. 15, 1975	Sept. 2, 2021
80429		<input type="checkbox"/>	Ultra-Thin Bonded Wearing Course	April 1, 2020	Jan. 1, 2022
80439	113	<input checked="" type="checkbox"/>	Vehicle and Equipment Warning Lights	Nov. 1, 2021	Nov. 1, 2022
80458		<input type="checkbox"/>	Waterproofing Membrane System	Aug. 1, 2024	
80302		<input type="checkbox"/>	Weekly DBE Trucking Reports	June 2, 2012	Jan. 2, 2025
80454		<input type="checkbox"/>	Wood Sign Support	Nov. 1, 2023	
* 80427	114	<input checked="" type="checkbox"/>	Work Zone Traffic Control Devices	Mar. 2, 2020	Jan. 1, 2026
80071	117	<input checked="" type="checkbox"/>	Working Days	Jan. 1, 2002	

FAU ROUTE 9330  
(FRANK SCOTT PARKWAY EAST)  
COUNTY HIGHWAY 95  
24-00301-26-PW  
ST. CLAIR COUNTY

## **SPECIAL PROVISIONS**

The following Special Provisions supplement the "Standard Specifications for Road and Bridge Construction," adopted January 1, 2022, the latest edition of the "Manual on Uniform Traffic Control Devices for Streets and Highways," and the "Manual of Test Procedures for Materials" in effect on the date of invitation for bids, and the Supplemental Specifications and Recurring Special Provisions indicated on the Check Sheet included herein which apply to and govern the construction of Section 24-00301-26-PW in St. Clair County and in case of conflict with any part or parts of said Specifications, the said Special Provisions shall take precedence and shall govern.

## **LOCATION OF PROJECT**

The project is located on FAU 9330 (Frank Scott Parkway East) between North Green Mount Road and Cross Street, within the limits of the Village of Shiloh in St. Clair County.

## **DESCRIPTION OF PROJECT**

This work shall consist of furnishing all labor, equipment and materials necessary to construct the project in accordance with the plans, specifications, and provisions stated herein. Work to be performed under this contract shall consist of earthwork, pavement removal, subbase granular material, lime modified soils, Portland cement concrete pavement, sidewalks, storm sewers, box culverts, traffic signals, pavement markings, signage and any other ancillary work necessary to complete the work as shown in the plans.

## **SHOP DRAWINGS**

The Contractor shall submit shop drawings of the following items according to Articles 1042.03(b) and 105.04 of the "Standard Specifications for Road and Bridge Construction":

- Precast Concrete Inlets
- Precast Concrete Manholes
- Precast Box Culverts and End Sections
- PCC Pavement Joint Layouts
- Mast Arms
- Traffic Signal Posts
- Electrical Components

Submit shop drawings for review and approval to:

- Mr. Norman Etling, PE
- St. Clair County Engineer
- Department of Roads and Bridges
- 1415 North Belt West
- Belleville, IL 62226-5999

FAU ROUTE 9330  
(FRANK SCOTT PARKWAY EAST)  
COUNTY HIGHWAY 95  
24-00301-26-PW  
ST. CLAIR COUNTY

Concurrent with the required shop drawing submittals to the County, the Contractor shall also submit a copy of each submittal to the Department.

## **SUBMITTAL OF EEO/LABOR DOCUMENTATION**

Effective: April 2016

This work shall be done in accordance with Check Sheets No. 1, 3 and 5 of the IDOT Supplemental Specifications and Recurring Special Provisions and the "Weekly DBE Trucking Reports (BDE)" Special Provision, except as here-in modified.

### **PAYROLL AND STATEMENT OF COMPLIANCE:**

Certified payroll, (FORM SBE 48 OR AN APPROVED FACSIMILE) and the Statement of Compliance, (FORM SBE 348) shall be submitted by two methods:

1. By Mail (United States Postal Service): The ORIGINAL of the certified payroll and the Statement of Compliance for the Prime Contractor and each Subcontractor shall be submitted by mail to the Regional Engineer for District 8.
2. Electronically: Scan both the ORIGINAL of the certified payroll and the Statement of Compliance to the same PDF file and email to the District at the email address designated by the District EEO Officer.

SBE 48 and SBE 348 forms shall be submitted weekly and will be considered late if received after midnight seven (7) business days after the payroll ending date.

### **WEEKLY DBE TRUCKING REPORT:**

The Weekly DBE Trucking Report, (FORM SBE 723) shall be submitted electronically. Scan the form to a PDF file and email to the District at the email address designated by the District EEO Officer.

SBE 723 forms shall be submitted weekly and will be considered late if received after midnight ten (10) business days following the reporting period.

### **MONTHLY LABOR SUMMARY & MONTHLY CONTRACT ACTIVITY REPORTS:**

The Monthly Labor Summary Report (MLSR) shall be submitted by one of two methods:

1. For contractors having IDOT contracts valued in the aggregate at \$250,000 or less, the report may be typed or clearly handwritten using Form D8 PI0148. Submit the ORIGINAL report by mail to the Regional Engineer for District Eight. Contractors also have the option of using the method #2 outlined below.
2. For contractors having IDOT contracts valued in the aggregate at more than

FAU ROUTE 9330  
(FRANK SCOTT PARKWAY EAST)  
COUNTY HIGHWAY 95  
24-00301-26-PW  
ST. CLAIR COUNTY

\$250,000, the report must be submitted in a specific "Fixed Length Comma Delimited ASCII Text File Format". This file shall be submitted by e-mail using specific file formatting criteria provided by the District EEO Officer. Contractors must submit a sample text file to District 8 for review at least fourteen (14) days prior to the start of construction.

The Monthly Contract Activity Report (MCAR) may be typed or clearly handwritten using Form D8 PI0149.

The Monthly Labor Summary Report and the Monthly Contract Activity Report shall be submitted concurrently. If the method of transmittal is method #1 above then both the MLSR and the MCAR shall be mailed together in the same envelope. If the method of transmittal is method #2 above then the MCAR shall be scanned to a .pdf file and attached to the email containing the MLSR .txt file.

The MLSR and MCAR must be submitted for each consecutive month, for the duration of the project, and will be considered late if received after midnight ten (10) calendar days following the reporting period.

REQUEST FOR APPROVAL OF SUBCONTRACTOR:

The ORIGINAL and one copy of the Request for Approval of Subcontractor (FORM BC 260A) shall be submitted to the District at the IDOT Preconstruction Conference.

SUBSTANCE ABUSE PREVENTION PROGRAM CERTIFICATION:

The ORIGINAL and one copy of the Substance Abuse Prevention Program Certification (FORM BC 261) shall be submitted to the District at the IDOT Preconstruction Conference.

The Contractor is required to follow submittal procedures as provided by the EEO Officer at the preconstruction conference and to follow all revisions to those procedures as issued thereafter

If a report is rejected, it is the contractor's responsibility to make required adjustments and/or corrections and resubmit the report. Reports not submitted and accepted within the established timeframes will be considered late.

Disclosure of this information is necessary to accomplish the statutory purpose as outlined under 23CFR part 230 and 41CFR part 60.4 and the Illinois Human Rights Act. Disclosure of this information is REQUIRED. **Failure to comply with this special provision may result in the withholding of payments to the contractor, and/or cancellation, termination, or suspension of the contract in whole or part.**

**This Special Provision must be included in each subcontract agreement.**

ALL HARD COPY FORMS TO BE SUBMITTED TO:

Region 5 Engineer

FAU ROUTE 9330  
(FRANK SCOTT PARKWAY EAST)  
COUNTY HIGHWAY 95  
24-00301-26-PW  
ST. CLAIR COUNTY

Illinois Department of  
Transportation ATTN:  
EEO/LABOR OFFICE  
1102 Eastport Plaza  
Drive Collinsville, IL  
62234-6198

Compliance with this Special Provision shall be included in the cost of the contract and no additional compensation will be allowed for any costs incurred.

## **CONSTRUCTION CONTRACTS**

The successful bidder, as a condition of this contract, must submit evidence that he has conducted a pre-job conference with his sub-contractors and their employees, or the employee's duly recognized representatives and union officials, to determine employee jurisdiction, job assignment and work schedules. This requirement is to promote industrial harmony and to eliminate work stoppage and jurisdictional disputes. Said pre-job conference shall be conducted at least fourteen (14) days prior to the commencement of any construction.

## **JOINT UTILITY INFORMATION FOR EXCAVATORS (J.U.L.I.E.)**

This work shall be done in accordance with Article 107.31 of the Standards Specifications except as modified herein:

Because a minimum of 48 hours' advance notice is required for notification to utilities, the Contractor will be required to give the Resident Engineer 96 hours' notice, in writing, for a specific area prior to beginning any excavation.

Locations of proposed signposts, guardrail, sign, light or signal foundations, etc., shall be staked by the Engineer and then notice provided as above.

If any of the location markers placed by a utility company in conformance with this procedure are destroyed by Contractor Operation, the Contractor shall immediately notify the utility owner and bear the cost of remarking the facilities at his own cost and expense. Compliance with this special provision shall be considered included in the cost of the contract and no additional compensation will be allowed for any costs incurred. When the plans or special provisions include information pertaining to the location of underground utility facilities, such information represents only the opinion of St. Clair County as to the location of such utilities and is only included for the convenience of the bidder.

County: St. Clair  
Township: T1N/T2N, R7W  
Section: 5, 6, 31, 32

FAU ROUTE 9330  
(FRANK SCOTT PARKWAY EAST)  
COUNTY HIGHWAY 95  
24-00301-26-PW  
ST. CLAIR COUNTY

# **STATUS OF UTILITIES TO BE ADJUSTED**

<b>NAME/ADRESS OF UTILITY COMPANY</b>	<b>TYPE</b>	<b>LOCATION</b>	<b>EST. DATE OF RELOCATION</b>
<b>AT&amp;T 1640 E Hazel Dell Rd Springfield, IL 62703 (217) 789-8771 James Darr</b>	Comms.	Both Sides of Roadway Throughout Project Limits	Prior to Construction
<b>Ameren IP 1050 West Blvd. Belleville, IL 62221 (618) 236-4337 Rob Roehrig</b>	Power	Light Poles North Side of Road Sta. 90+00 to Sta. 109+00	Prior to construction
<b>Ameren IP 1050 West Blvd. Belleville, IL 62221 (618) 236-6242 Ken Keleher</b>	Gas	No Conflicts	N/A
<b>Charter Communications Rick Gilreath</b>	Comms.	Unknown	N/A
<b>Clearwave Communications 1095 N Green Mount Rd Suite 300 Shiloh, Illinois 62221 Roth Clayton</b>	Fiber	Unknown	N/A
<b>Illinois American Water Co. 100 North Water Works Dr. Belleville, IL 62223 (618) 355-4882 Christopher Turner</b>	Water	Minor valve adjustments Throughout Project limits	During Construction
<b>Caseyville Township #1 Ecology Drive O'Fallon, IL 62269 (618) 632-2414 Randy LePere</b>	Sanitary Sewer	Manhole Adjustments	During Construction

The above represents the best information available and is only included for the convenience of the bidder. The applicable provisions of Article 102, 105.07, and 107.20 of the Standard Specifications shall apply.

FAU ROUTE 9330  
(FRANK SCOTT PARKWAY EAST)  
COUNTY HIGHWAY 95  
24-00301-26-PW  
ST. CLAIR COUNTY

If any utility adjustment or removal has not been completed when required by the Contractor's operations, the Contractor should notify the Engineer in writing. A request for an extension of time will be considered to the extent the Contractor's operations were affected.

#### **WORK TO BE PERFORMED BY OTHERS**

The Contractor's attention is called to the utility facilities within the right-of-way limits of construction. Unless otherwise provided, any required adjustment of the various facilities will be performed by others.

The plans may not show the location of all utility facilities or the manner in which the adjustment will be made. In the event the Contractor desires more detailed information it is suggested that it be obtained from the attached status of utilities to be adjusted and/or the utility company involved.

It is understood and agreed that the Contractor has taken the foregoing into consideration in submitting his bid, and no additional compensation will be allowed for any delays or inconveniences caused by same.

#### **POTHOLING**

This work shall consist of determining the exact locations/elevations of underground utilities, which are in possible conflict with construction operations and to protect them from damage at the locations determined by the Engineer according to Section 803 of the Standard Specifications. Trenches/excavations resulting from the location of underground utilities shall be backfilled according to Article 550.07 of the Standard Specifications and according to the special provision for TRENCH BACKFILL. Trench backfill for this item of work, if required, will not be measured or paid for separately.

POTHOLING will be measured at each location, where each location will be paid for separately. This work will be measured for payment at a specific work location each time the utility requires locating, per the direction of the Engineer. Prior to locating utilities, the Contractor shall receive written permission from the Engineer for each location they shall inspect and expect payment for with this pay item.

A provisional quantity has been included in this contract for a basis of bidding. This item of work will be as necessary at the direction of the Engineer.

This work will be paid for at the contract unit price per each for POTHOLING which includes all necessary equipment, labor and materials to satisfactorily excavate, locate, and restore each area and no additional compensation will be allowed. Only that work authorized in advance by the Engineer will be paid for.

## **SAFETY AND PROTECTION**

Contractor shall be responsible for initiating, maintaining and supervising all safety and precautions and programs in connection with the Work. Contractor shall take all necessary precautions for the safety of, and shall provide necessary protection to prevent damage, injury or loss to:

1. All employees on the Work and other persons and organizations who may be affected thereby;
2. All the work and materials and equipment to be incorporated therein, whether in storage on or off site; and
3. Other property at the site adjacent thereto, including trees, shrubs, lawns, walks, pavements, roadways, structures, utilities and underground facilities not designated for removal, relocation or replacement in the course of construction.

Contractor shall comply with all applicable Laws and Regulations of any public body having jurisdiction for the safety of persons and property or to protect them from damage, injury or loss; and shall erect and maintain all necessary safeguards for such safety and protection. Contractor shall notify owners of adjacent property and of underground facilities and utility owners when prosecution of the Work may affect them and shall cooperate with them in the protection, removal, relocation and replacement of their property.

All damage, injury or loss to any property referred to in paragraph 2 or 3 caused, directly or indirectly, in whole or in part, by Contractor, any Subcontractor, Supplier or any other person or organization directly or indirectly employed by any of them to perform or furnish any of the work or for anyone whose acts either directly or indirectly employed by any of them may be liable, shall be remedied by Contractor, except damage or loss attributable to the fault of drawings or Specifications or to the acts either of them may be liable, and not attributable, directly or indirectly, in whole or in part, to the fault or negligence of Contractor. Contractor's duties and responsibilities for the safety and protection of the Work shall continue until such time as all the Work is completed and Engineer has issued a notice to Owner and Contractor that the Work is acceptable.

Contractor shall designate a responsible representative at the site whose duty shall be the prevention of accidents. This person shall be the Contractor's superintendent, unless otherwise designated in writing by Contractor to Owner.

In EMERGENCIES affecting the safety or protection of persons or the Work or property at the site or adjacent thereto, contractor, without special instructions or authorization from Engineer or Owner, is obligated to act to prevent threatened damage injury or loss. Contractor shall give Engineer prompt, written notice if Contractor believes that any significant changes in the Work or variations from the Contract Documents are required because of action taken in response to an emergency, a Work Directive Change or Change Order will be issued to document the consequences of the changes or variations.



Compliance with this special provision shall be considered included in the cost of the contract and no additional compensation will be allowed for any costs incurred.

## TRAFFIC CONTROL PLAN

Traffic control shall be in accordance with the applicable sections of the Standard Specifications for Road and Bridge Construction, the applicable guidelines contained in the Illinois Manual on Uniform Traffic Control Devices for Streets and Highways, these Special Provisions, any special details and Highway Standards contained herein and in the plans.

At the preconstruction meeting, the Contractor shall furnish the name of the individual in his direct employ who is to be responsible for the actual installation and maintenance of the traffic control for this project. If the actual installation and maintenance are to be accomplished by a subcontractor, consent shall be requested of the Engineer at the time of the preconstruction meeting according to Article 108.01 of the Standard Specifications for Road and Bridge Construction. This shall not relieve the Contractor of the foregoing requirement for a responsible individual in his direct employ. The Contractor will provide the Engineer the name of its representative who will be responsible for the administration of the Traffic Control Plan.

Special attention is called to Sections 107 and 701 through 705 of the Standard Specifications for Road and Bridge Construction, and as amended by the Supplemental Specifications, Recurring Special Provisions, the Special Provisions contained herein, and the following highway standards relating to traffic control:

701001	701006	701011	701201	701301	701306
701326	701501	701502	701602	701701	701801
701901	BLR 21-9				

In addition, the following special provision(s) will also govern traffic control for this project:

- Construction and Maintenance Sign Supports
- Barricades or Drums
- Aggregate for Temporary Access
- Access to Entrances
- LRS 3 – Work Zone Traffic Control Surveillance
- LRS 4 – Flaggers in Work Zones
- BDE 80439 – Vehicle and Equipment Warning Lights
- BDE 80427 – Work Zone Traffic Control Devices

Limitations of Construction: The Contractor shall coordinate the items of work to keep hazards and traffic inconveniences to a minimum, as specified below.

1. The Contractor shall notify the St. Clair County Department of Roads and Bridges two weeks prior to implementing any traffic control.

2. The Contractor shall coordinate with local Police, Fire and Emergency Services, Transit/Bus Services, Schools, Post Office and trash collection at seven days prior to implementing any traffic control and throughout the duration of construction.
3. The Contractor shall always be responsible for all traffic control devices during construction activities and shall coordinate the items of work in order to keep hazards and traffic inconveniences to a minimum.
4. The Contractor shall provide, erect, and maintain all the necessary barricades, cones, drums, and lights for the warning and protection of traffic, as required by Sections 107 and 701 through 703 of the Standard Specifications, and as modified by these plans, and as directed by the Engineer.
5. The Contractor shall furnish CA-6 aggregate for temporary access to the project, at various locations as approved by the Engineer, and maintain an all-weather construction access to prevent mud from being deposited onto adjacent roadways.
6. At least one lane of traffic in each direction shall always remain open.
7. All traffic control devices shall be new or like new equipped with new reflective sheeting at the time of use. The Engineer will be the sole judge of the condition of the devices.
8. All warning signs shall be 48 inches by 48 inches and have a black legend on a fluorescent orange reflectorized background.
9. The Contractor shall furnish and erect "Road Construction Ahead" signs (W20-1(0)-48) at both ends of the project and on all adjacent public side roads.
10. Construction of all side roads and entrances shall be completed in stages in order to maintain access at all times during construction, unless the Contractor obtains written approval for a full closure from the jurisdiction or property owner.
11. In the event approval is granted for a full closure, the Contractor shall install Type III barricades and advanced warning signage in accordance with Standard BLR 21-9 at each closure location.
12. The exact number, location and spacing of all signs and traffic control devices may be adjusted to fit field conditions, as directed by the Engineer.
13. When traveling in lanes open to public traffic, the Contractor's vehicles shall always move with and not against the flow of traffic. These vehicles shall enter or leave work areas in a manner that will not be hazardous to or interfere with traffic and shall not park or stop except within designated work areas. Personal vehicles shall not park on the right-of-way except in specific areas designated for parking.
14. All debris shall be removed from the pavement prior to removal of traffic control and opening lanes to traffic after a lane closure.

15. If at any time the signs are in place but not applicable, they shall be turned from the view of motorists or covered as directed by the Engineer.

16. Traffic control standards shall be applied as directed by the Engineer.

Traffic control and protection, as detailed in the plans, and any referenced Highway Standards will not be measured nor paid for separately, but shall be included in the lump sum cost of TRAFFIC CONTROL AND PROTECTION (SPECIAL), which shall include all furnishing, installing, maintaining, relocating, and removing all traffic control devices used for the purpose of regulating, warning or directing the traffic during the construction of this project no additional compensation will be allowed.

### **CONSTRUCTION AND MAINTENANCE SIGN SUPPORTS**

This work shall be done in accordance with Article 701.14 of the Standard Specification for Road and Bridge Construction and Highways Standard 701901 except as herein modified.

All construction signs mounted on permanent support for use in temporary control having an area of 10 square feet or more shall be mounted on two 4 in x 4 in or two 4 in x 6 in wood posts.

Type A metal post (two for each sign) conforming to Article 1006.29 of the Standard Specifications for Road and Bridge Construction may be used in lieu of wood posts. Type A metal posts used for these signs may be unfinished.

This item of work will not be measured nor paid for separately and shall be considered included in the various traffic control and protection pay items.

### **BARRICADES OR DRUMS**

Prior to commencing construction, sufficient barricades or drums conforming to Standard 701901 and the following requirements shall be on the job site ready for use in the stage construction of this project:

Type I or Type II barricades or drums used in channelizing traffic and protection of hazards shall be equipped with one Type C steady burning light meeting the requirements of the Standard Specifications.

Type I or Type II barricades used in channelization shall be stabilized in a manner allowed by Article 701.05.

This item of work will not be measured nor paid for separately and shall be considered included in the various traffic control and protection pay items.

### **AGGREGATE FOR TEMPORARY ACCESS**

This item of work is included in the contract for the purpose of providing surfacing for temporary access through the construction zone and to entrances during construction. This item shall only be used on those occasions when the Contractor is directed by the Engineer. Said surfacing may not be required at all or on multiple occasions.

The material for aggregate for temporary access shall conform to the requirements for CA-6. Aggregate for temporary access may be placed by tailgating and blading. Compaction shall be provided to the satisfaction of the Engineer. Included with this item of work shall be any interim maintenance that may be required and as directed by the Engineer. When the aggregate is no longer needed, the Contractor shall suitably remove and dispose of the material beyond the limits of construction.

All labor, materials, and equipment necessary to install, maintain, remove, and suitably dispose of the temporary aggregate surface shall be paid for at the contract unit price per ton for AGGREGATE FOR TEMPORARY ACCESS based upon weight tickets furnished by the supplier.

### **ACCESS TO ENTRANCES**

As described in the General Notes and Special Provision for TRAFFIC CONTROL AND PROTECTION (SPECIAL), the Contractor shall provide and maintain access to all existing entrances and side roads within the project limits during construction of this section according to the Special Provisions and Article 107.09 of the Standard Specifications.

This item shall be considered included in the lump sum price for TRAFFIC CONTROL AND PROTECTION (SPECIAL) and no additional compensation or remuneration will be allowed.

### **SUGGESTED SEQUENCE OF CONSTRUCTION**

The plans include a suggested sequence of construction. The Contractor may submit an alternate sequence of construction, provided it does not increase the overall construction timeline.

All changes must be submitted to and approved by the Engineer.

### **TRENCH BACKFILL**

This work shall be in accordance with Section 208 of the Standard Specifications except as modified herein.

The aggregate used shall be CA6, CA 10 or CA 18 gradation in accordance with Article 1004.01(c) of the Standard Specifications.

The Trench Backfill material shall be compacted according to Method 1, as specified in Article 550.07(a) of the Standard Specifications.

This work will be paid for at the contract unit price per cubic yard for TRENCH BACKFILL and no additional compensation will be allowed.

## **EXCAVATION AND EMBANKMENT**

Excavation and embankment shall conform to the applicable requirements of Section 202, 203, 204, 205, and 502 of the Standard Specifications except that excavated materials that are suitable may be used in the construction of the embankment or disposed of at the Contractor's discretion. Embankment materials shall be furnished by the Contractor either from suitable roadway excavated material from within the right of way or from locations furnished by the Contractor off the right of way. Suitable material from excavation for structures and drainage items may also be placed in embankments.

Material, which is proposed for use by the Contractor as material to be used for embankment construction, must be inspected and approved by the Engineer. In order to be approved for use as embankment material, the proposed material must meet the following requirements:

- 1) It must fall in one of the following Highway Research Board Classifications: A-1, A-2, A-3, A-4, A-6, or A-7-6.
- 2) It shall have a group index of 19 or less.
- 3) Any A-4, A-6, or A-7-6 material to be used as borrow for embankment construction shall have a minimum standard lab dry density of 90 pcf (1440 kg/m<sup>3</sup>) and shall not have an organic content greater than 7%.
- 4) Classification of material for points 1 and 2 shall be determined in accordance with the latest AASHTO Designation: M 145.
- 5) When tested for density in place, any soil classified as an A-1, A-2, A-3, or A-4 shall not contain more than 100% of optimum moisture content determined in accordance with AASHTO T-99. In regards to this restriction, the Contractor will be permitted the use of an approved additive to effect a quicker drying time. The additive may be used any time the Contractor desires, in any amount he desires and its use may be discontinued when he desires.
  - a. The top 3 feet (0.9 meters) in fill heights of 0 to 20 feet and 8 feet (2.4 meters) in fill heights of 20+ feet of those portions of the embankment which will be permanently exposed in the completed roadway shall be constructed using native materials of a classification that will support vegetation and contain a P.I. of 10 or greater as directed by the Engineer.
  - b. Those portions of the lime modified soil layer shall be constructed with a minimum of 18 inches (450 mm) of "reactive" soil. For definition of a "reactive" soil, see Section 310.02, Note 2, of the Standard Specifications.

An estimated quantity of off-site borrow material needed to complete the embankment is shown on the plans for information only. The Contractor will be required to complete the embankment in accordance with the plan cross sections.

## **PORTLAND CEMENT CONCRETE PAVEMENT, 9" (JOINTED)**

This work shall consist of constructing a Portland Cement Concrete pavement according to Section 420 of the "Standard Specifications for Road and Bridge Construction", except at modified herein:

All reference of Sections or Articles in this specification shall be understood to mean a specified Section or Article of the "Standard Specifications for Road and Bridge Construction".

- Article 420.03(d). "The finishing machine shall be of a type approved by the Engineer, and shall be capable of striking off, consolidating and finishing concrete to the consistency required by the specification to the proper crown and grade."
- Article 420.03(e) A mechanical longitudinal float will not be required.
- Article 420.03(f) A concrete finisher float will not be required.
- Article 420.03(h) Revise Article 1103.17(k) to read:  
"Hand held fogging equipment capable of spraying a uniform application of membrane curing compound and maintaining constant pressure meeting the approval of the Engineer, will be allowed."
- Article 420.09(b)(3) Longitudinal Float Hand Method will be permitted if approved by the Engineer.
- Article 420.09(e) Type A final finish shall be used throughout the project unless directed otherwise by the Engineer.
- Article 420.20 Revise the first paragraph of this Article to read as follows:  
"Basis of payment. This work will be paid for at the contract unit price per square yard for PORTLAND CEMENT CONCRETE PAVEMENT, 9" (JOINTED), and no additional compensation will be allowed."

## **PROCESSING MODIFIED SOIL, 12"**

This work shall consist of constructing a modified soil layer composed of soil, water and lime in accordance with Section 302 of the Standard Specifications.

The soil modifier shall consist of dry lime at the locations shown on the plans, and as directed by the Engineer. The estimated lime-to-soil (by dry weight) ratio is 5 percent.

The application of modifiers shall be accomplished by slurry placement method or with a mechanical spreader capable of applying the modifier uniformly and minimizing the airborne release of dry modifiers, or other method approved by the Engineer.

This work will be measured and paid for at the contract unit price per square yard for PROCESSING MODIFIED SOIL, 12" and per TON for LIME, and no additional compensation will be allowed.

## **EXPANSION JOINTS**

This work consists of constructing expansion joints in concrete driveway pavement according to Article 423.07 of the Standard Specifications, except as modified herein:

Expansion joints required under Article 423.07 shall be preformed fiber joint filler according to Article 1051.04 of the Standard Specifications and shall have a perforated tear off wood or plastic strip to provide a uniform  $\frac{3}{4}$  inch reservoir/channel for the required sealant.

Expansion joint filler and backer rod materials shall be non-impregnated type that will not bond with the sealant.

Expansion joints shall be sealed with self-leveling (pour grade) or nonsag (gun) grade urethane sealant. The color of the sealant shall be limestone, unless otherwise approved by the Engineer.

This work will not be measured nor paid for separately, but shall be included in the contract unit price for PORTLAND CEMENT CONCRETE DRIVEWAY PAVEMENT, of the thickness specified.

## **TRANSVERSE CONTRACTION JOINTS**

This work shall consist of constructing transverse contraction joints in the new PCC pavement at 13'-4" nominal spacing as noted in the plans, with every third joint matching the existing pavement joints (at nominal 40' spacing). Joints shall also be constructed adjacent to any existing mid-panel cracks in the existing pavement, per the direction of the Engineer.

This work will not be measured nor paid for separately but shall be included in the cost of the applicable concrete pavement pay item, and no additional compensation will be allowed.

## **JOINT SEALING**

This work shall consist of sealing all longitudinal sawed/construction joints and all transverse contraction joints with hot poured joint sealer in accordance with applicable sections of the Standard Specifications, Highway Standard 420001 and per the direction of the Engineer.

This work will not be measured nor paid for separately but shall be included in the cost of the applicable concrete pavement pay item, and no additional compensation will be allowed.

### **PAVEMENT REMOVAL (SPECIAL)**

This item shall include all materials, labor and equipment necessary to remove the cement stabilized subbase that extends under the existing shoulder at the existing edge of pavement, in accordance with applicable sections of the Standard Specifications and per direction of the Engineer.

This work will be paid for at the contract unit price per square yard for PAVEMENT REMOVAL (SPECIAL) for which price shall be payment in full for all materials, labor and equipment necessary to perform the work as herein specified.

### **TIE BARS AND REINFORCEMENT BARS**

This work shall consist of furnishing and placing tie bars and reinforcement bars in concrete pavement and concrete curb and gutter according to Sections 420 and 606 of the Standard Specifications, except as modified herein:

All tie bars and reinforcement bars used in Portland cement concrete pavement and concrete curb and gutter shall be epoxy coated.

This work will not be paid for separately, but shall be included in the contract unit price of the various concrete pavement and concrete curb and gutter pay items which tie bars and reinforcement bars are required.

### **DRILL AND GROUT #6 TIE BARS**

This work shall consist of furnishing and installing tie bars in existing concrete pavement at the proposed longitudinal construction joint locations shown on the plans according to Article 420.05 of the Standard Specifications and Highway Standard 420001.

Tie bars shall be No. 6 x 24, epoxy coated tie bars on 36" centers.

This work will be measured and paid for at the contract unit price per each for DRILL AND GROUT #6 TIE BARS, and no additional compensation will be allowed.

### **JOINT LAYOUT**

The Contractor shall submit joint layouts to the Engineer for approval for all non-standard concrete pours. These include intersections and commercial entrances.

The joint layout(s) shall include types of joints, dimensions and tie/dowel bar spacing.

The Contractor must receive approval of the joint layout prior to completing this work.



This work will not be measured or paid for separately but shall be included in the cost of the various pavement pay items.

**CLASS B PATCHES, VARIOUS TYPES, 9 INCH**

This work shall consist of the removal of the existing pavement, the necessary excavation and the replacement with Class B patches of the type specified at the locations shown in the plans. This work shall be in accordance with Section 442 of the Standard Specifications, except as modified herein.

High-early strength concrete mix shall be used.

All patching work must be completed prior to any other work starts.

Two-way traffic must be maintained with flaggers, in accordance with applicable Highway Standards.

This work will be measured and paid for at the contract unit price per square yard for CLASS B PATCHES, of the type specified, 9 INCH which shall include all pavement removal, any required excavation and high-early strength concrete and no additional compensation will be allowed.

DOWEL BARS, TIE BARS, and SAW CUTS will be paid for separately in accordance with Article 442.11.

**CLASS B PATCHES, TYPE I, 9 INCH (SPECIAL)**

This work shall consist of saw cuts, pavement removal, necessary tie/dowel bars and replacement pavement in accordance with Section 442 of the Standard Specifications and per the direction of the Engineer, except as modified herein.

This item of work is to be used at locations of proposed drainage structures adjacent to existing pavement. This item shall only be used if it is deemed necessary to patch the existing pavement in order to install a proposed drainage structure. This item of work shall only be used at the direction of the Engineer.

High-early strength concrete mix shall be used.

This work will be measured and paid for at the contract unit price per square yard for CLASS B PATCHES, TYPE I, 9 INCH which shall include all saw cuts, pavement removal, reinforcement, and high-early strength concrete and no additional compensation will be allowed.

**COMBINATION CONCRETE CURB AND GUTTER, TYPE B-6.24 (SPECIAL)**

This work shall consist of constructing concrete curb and gutter in accordance with Section 606 of the Standard Specifications and Standard 606001, except as modified by the details shown in the plans.

This work will be paid for at the contract unit price per foot for COMBINATION CONCRETE CURB AND GUTTER, TYPE B-6.24 (SPECIAL) and no additional compensation will be allowed.

**SHOULDER REMOVAL (SPECIAL)**

This work shall consist of the removal of 6 inches of existing oil/chip shoulder in preparation of temporary hot-mix asphalt surface. This work shall be in accordance with Section 440 of the Standard Specifications.

This work will be measured and paid for at the contract unit price per square yard for SHOULDER REMOVAL (SPECIAL), and no additional compensation will be allowed.

**TEMPORARY PAVEMENT**

This work shall consist of the placement of 6 inches of hot-mix asphalt surface to serve as temporary pavement during staged construction. This work shall be in accordance with Section 406 of the Standard Specifications.

This work will be measured and paid for at the contract unit price per square yard for TEMPORARY PAVEMENT, and no additional compensation will be allowed.

**TEMPORARY PAVEMENT REMOVAL**

This work shall consist of the complete removal of any temporary pavement placed on this contract. This work shall be in accordance with Section 440 of the Standard Specifications.

This work will be measured and paid for at the contract unit price per square yard for TEMPORARY PAVEMENT REMOVAL, and no additional compensation will be allowed.

**ROCKFILL – REPLACEMENT**

This work consists of the removal and replacement of unsuitable soils beneath cast-in-place and precast concrete box culverts.

Materials shall meet the requirements of the following Articles of the Standard Specifications:

Item	Article
CA 07	1004.04 <sup>a</sup>
Rockfill	1005.01

<sup>a</sup>Except coarse aggregate shall be crushed and quality shall be as directed by the Engineer.

The gradation of rockfill shall be selected based on the following table:

Rockfill Layer Thickness	Rockfill Gradation	Minimum Cap Thickness
Less than 1 ft	Gradations with a maximum size of 4 inches approved by the Engineer. <sup>b</sup>	4 inches
Greater than 1 ft	Primary Crusher Run	6 inches
Greater than 3 ft	Primary Crusher Run or Shot Rock <sup>c</sup>	6 inches

<sup>b</sup> Gradations with a maximum size of 2 inches or smaller shall have less than 6% passing the No. 200 sieve.

<sup>c</sup> Shot rock dimensions shall not exceed 18 inches.

Unsuitable soil shall be excavated according to Article 202.03 of the Standard Specifications. Rockfill shall be placed following the excavation of the unsuitable soil. No compaction of rockfill is required. For cast-in-place concrete box culverts, rockfill shall be capped with CA 07. For precast concrete box culverts, the rockfill shall be capped with the porous granular bedding according to Article 540.06 of the Standard Specifications, except only CA 07 will be allowed.

This work will be measured and paid for at the contract unit price per CUBIC YARD for ROCKFILL - REPLACEMENT and per CUBIC YARD for REMOVAL AND DISPOSAL OF UNSUITABLE MATERIAL. For precast concrete box culverts, porous granular bedding material and the excavation required for bedding will be paid for according to Article 540.08 of the Standard Specifications.

#### **DRAINAGE STRUCTURE TO BE REMOVED**

This work shall consist of the removal and satisfactory disposal of existing drainage structures according to Section 501 of the Standard Specifications.

This work will be paid for at the contract unit price per each for DRAINAGE STRUCTURE TO BE REMOVED, and no additional compensation will be allowed.

#### **REMOVE CONCRETE BOX CULVERT END SECTION**

This work shall consist of the removal and satisfactory disposal of existing concrete box culvert end sections according to the Standard Specifications for Road and Bridge Construction.

The Contractor shall take special care when completing this work so as not to damage the existing barrel sections to remain.

This work will be paid for at the contract unit price per each for REMOVE CONCRETE BOX CULVERT END SECTION, and no additional compensation will be allowed.

### **PIPE CULVERT REMOVAL AND STORM SEWER REMOVAL**

This work shall consist of the removal and satisfactory disposal of existing pipe culverts, storm sewers, and end sections according to Sections 501 and 551 of the Standard Specifications.

Prior to beginning removal work, the Engineer will determine which culverts and sewers are suitable for reuse. These culverts and sewers shall be salvaged according to Article 501.02 and 551.03 of the Standard Specifications. Salvaged culverts and sewers shall be stockpiled on site for pickup by the St. Clair County Highway Department or the property owner. The Contractor shall dispose of all culverts and sewers not salvaged according to Article 202.03 of the Standard Specifications.

Trenches resulting from the removal of existing culverts and storm sewers shall be backfilled according to Article 550.07 of the Standard Specifications Construction and according to the special provision for TRENCH BACKFILL.

This work will be paid for at the contract unit price per foot for PIPE CULVERT REMOVAL, and STORM SEWER REMOVAL of unspecified type and diameter, measured in place, including the length of end sections, if present.

### **CONNECTIONS TO EXISTING STORM SEWER**

This work shall consist of connecting proposed storm sewer improvements to the existing storm sewer facilities according to Section 550 of the Standard Specifications.

This work will not be measured separately for payment. The cost of this work shall be included in the contract unit price for the various storm sewer pay items for which making connections to the existing storm sewer system is shown in the plans.

### **PIPE CULVERTS, CLASS A**

This work shall consist of furnishing all materials, labor and equipment necessary to install pipe culverts of the type and diameters specified and at the locations and lines and grades shown on the plans or as directed by the Engineer in accordance with the applicable portions of Section 550 of the Standard Specifications.

PIPE CULVERTS CLASS A, (all types and sizes) shall be reinforced concrete pipe (RCP) in accordance with Section 1042 of the Standard Specifications.

This work will be measured and paid for at the contract unit price per FOOT for PIPE CULVERTS, CLASS A, of the type and size specified and no additional compensation will be allowed.

## **STORM SEWERS**

This work shall consist of furnishing all materials, labor and equipment necessary to install storm sewer of the type and diameters specified and at the locations and lines and grades shown on the plans or as directed by the Engineer in accordance with the applicable portions of Section 550 of the Standard Specifications.

STORM SEWERS, CLASS A (all types and sizes) shall be reinforced concrete pipe (RCP) meeting the requirements of Article 1042.06 of the Standard Specifications.

This work will be paid for at the contract unit price per FOOT for STORM SEWERS of the type and size specified and no additional compensation will be allowed.

## **CONCRETE COLLAR**

This work shall consist of constructing cast-in-place concrete collars according to Section 542 of the Standard Specifications and the details in the plans.

This work will be paid for at the contract unit price per cubic yard for CONCRETE COLLAR, which price shall include the required reinforcing as detailed in the plans.

## **STORM SEWER (WATER MAIN REQUIREMENTS)**

This work shall consist of constructing storm sewers to meet water main standards, as required by the IEPA requirements or when otherwise specified. The work shall be performed according to applicable parts of Section 550 of the Standard Specifications, applicable sections of the current edition of the IEPA Regulations (35 Ill. Adm. Code 653.119), the applicable sections of the current edition of the Standard Specifications for Water and Sewer Main Construction in Illinois, and as herein specified. This provision shall govern the installation of all storm sewers which do not meet IEPA criteria for separation distance between storm sewers and water mains. Separation criteria for storm sewers placed adjacent to water mains and water services are as follows:

Water mains and water service lines shall be located at least 10 foot horizontally from any existing or proposed drain, storm sewer, or sewer service connection.

Water mains and water service lines may be located closer than 10 foot to a sewer line when:

local conditions prevent a lateral separation of 10 foot, and the water main or water service is 18 inches above the crown of the sewer,

and

the water main or water service is either in a separate trench or in the same trench on an undisturbed earth shelf located to one side of the sewer.

A water main or water service shall be separated from a sewer so that its invert is a minimum of 18 inches above the crown of the drain or sewer whenever water mains or services cross storm sewers, sanitary sewers or sewer service connections. The vertical separation shall be maintained for that portion of the water main or water services located 10 foot horizontally of any sewer or drain crossed.

When it is impossible to meet criteria 1, 2, or 3 above, the storm sewer shall be constructed of concrete pressure pipe, slip-on or mechanical joint ductile iron pipe or PVC pipe equivalent to water main standards of construction. Construction shall extend on each side of the crossing until the perpendicular distance from the water main or water service to the sewer or drain line is at least 10 foot at a minimum or as shown on the plans.

Storm sewers constructed to meet water main standards shall be constructed of the following pipe materials:

Concrete Pressure Pipe

Concrete pressure pipe shall conform to the latest AWWA Standard C 300, C 301, C 302, and C 303; and shall be of thickness class appropriate to the installation conditions.

Joints shall conform to Article 41-2.07B of the "Standard Specifications for Water and Sewer Main Construction in Illinois."

Ductile-Iron Pipe

Ductile-iron pipe shall conform to ANSI A 21.51 (AWWA C151), with thickness class designed per ANSI A 21.50 (AWWA C150) appropriate to the installation conditions, with tar (seal) coated and cement-lined interior per ANSI A 21.4 (AWWA C104), with rubber ring gasketed push on joints. Joints for ductile-iron pipe shall be according to the following applicable specifications:

Push-On Joints - AWWA C111 and C600

Plastic Pipe

Polyvinyl Chloride (PVC) and Chlorinated Polyvinyl Chloride (CPVC) shall conform to NSF Standard 14 and ASTM Standard B 1784 or all Standard C 900 or G 905. Piping materials designated Class 12454B (PVC 1120), Class 12454C (PVC 1220) and Class 23447B (CPVC 4120) are acceptable in the following pressure ratings: schedule ratings shall be according to ASTM Standards B 1785 (PVC) and F441 (CPVC); standard dimension ratio pressure rated (SDR-PR) shall be according to ASTM Standards D2241 (PVC) and ASTM F442 (CPVC). Schedule 80 is required for all pipe sizes; pipe to be threaded shall be at least Schedule 120. SDR rating of 26 or less shall be required for PVC 1120, PVC 1220 and CPVC 4120. All pipe and fittings shall bear the National Sanitation Foundation (NSF) seal of approval. The piping shall be visibly marked with specific schedule number or SDR rating.

In addition to these pipes, reinforced concrete culvert, storm drain, and sewer pipe shall also be allowed for water-sewer line crossing but not for parallel construction. The reinforced concrete pipe shall conform to ASTM C-76 of the class required by Article 550.03 of the Standard Specifications with the joints conforming to ASTM 433.±.

Jointing shall be pressure slip jointed, solvent welded, heat welded, flanged, or threaded joint. Special precautions shall be taken to insure clean, dry contact surfaces when making solvent or heat welded joints. Adequate setting time shall be allowed for maximum strength. Elastomeric seals (gaskets) used for push-on joints shall comply with ASTM Standard F477. Solvent cement shall be specific for the piping material and shall comply with the ASTM Standard D2564 (PVC) and F493 (CPVC) and be approved by NSF.

This work will be measured and paid for at the contract unit price per foot for STORM SEWER (WATER MAIN REQUIREMENTS) of the diameter specified.

### **INLETS, SPECIAL**

This work shall consist of furnishing and installing INLETS, SPECIAL, at locations shown in the plans, in accordance with Section 602 of the Standard Specifications and the details shown in the plans.

Shop drawing must be signed/sealed by a Illinois Licensed Structural Engineer.

This work will be measured and paid for at the contract unit price per each for INLETS, SPECIAL, NO. 1, NO. 2 or NO.3, and shall include furnishing and installing the required frame and grate as detailed in the plans, all excavation and backfilling, connecting and grouting proposed storm sewers, pouring the concrete invert, and all calculations/submittals necessary.

### **SANITARY MANHOLES TO BE ADJUSTED**

This item of work shall consist of adjusting the sanitary manholes, to the satisfaction of the Engineer, at the locations noted on the plans to match the proposed grade of the improvement at the respective location. The depths of the existing structures (and cone and riser sections if applicable) are unknown. The Contractor shall inspect the structures as required to determine if a new riser and/or cone section is required to achieve the desired change in elevation and, if so, the dimension(s) to be provided.

This work shall include all excavation, backfill, new riser/cone section(s), precast PCC rings, frames and castings as well as any other labor, material and equipment required to complete this item of work.

This work will be paid for at the contract unit price per each for SANITARY MANHOLES TO BE ADJUSTED and no additional compensation will be allowed.

### **RAISED REFLECTIVE PAVEMENT MARKER, REFLECTOR REMOVAL**

This work shall consist of the removal of the reflectors from existing raised reflective pavement markers at locations noted in the plans. This work shall be completed in accordance with Section 781 of the Standard Specifications and per the direction of the Engineer.

This work will be measured and paid for at the contract unit price per each for RAISED REFLECTIVE PAVEMENT MARKER, REFLECTOR REMOVAL, and no additional compensation will be allowed.

### **RELOCATE SIGN PANEL ASSEMBLY**

This item of work shall consist of furnishing all labor, material and equipment necessary to remove the existing traffic signs (i.e. stop signs, speed signs, etc.), stockpile these signs at the location determined by the Contractor and reinstall the signs on a new telescoping steel sign support in accordance with the plans, the Illinois Manual on Uniform Traffic Control and per the direction of the Engineer. Highway Standards 720001, 720006, 728001, and 731001 shall also be referenced.

Any damage to existing signs shall be the responsibility of the Contractor.

Existing posts should be disposed of by the Contractor.

This work will be measured (per sign post) and paid for at the contract unit price per each for RELOCATE SIGN PANEL ASSEMBLY – TYPE A or RELOCATE SIGN PANEL ASSEMBLY – TYPE B and per foot for TELESCOPING STEEL SIGN SUPPORT and no additional compensation will be allowed.

### **TRAFFIC SIGNAL TURN-ON AND FINAL INSPECTION**

The Contractor shall request a turn-on and final inspection of complete traffic signal work once completed.

The Contractor must advise the Department a minimum of 10 calendar days prior to the proposed turn-on date to allow for an appropriate press release to be issued. The turn-on date of new controllers at locations where traffic signals are being modified or replaced shall be in accordance with the shutdown period allowed as specified elsewhere in these provisions.

The Department or responsible local agency will begin paying energy consumption charges on the turn-on date. Facility charges will be paid under the contract up to 30 days prior to the turn-on date. However, the Contractor is responsible for payment of any energy consumption charges prior to turn-on. Facility charges prior to turn-on are to be submitted for payment under Article 109.05 of the Standard Specifications along with the utility company connection charges in accordance with Section 805. Waiting for electric service to be connected by the utility company will not be a cause to suspend working day charges. However, working days will not



be charged while waiting for turn-on if all other contract work is complete including electric service connection.

Subsequent to turn-on a final inspection must be requested a minimum of 7 calendar days prior to the proposed inspection date. The Department or responsible local agency will assume maintenance responsibility; including knockdowns, at the time that all deficiencies noted during the final inspection are corrected to the satisfaction of the Engineer. Acceptance of the controller will not be made until the requirements of Section 801 are met.

### **LIGHT EMITTING DIODE (LED) SIGNAL HEAD**

Add the following paragraph to the end of Article 880.03 of the Standard Specifications:

"The warranty for light emitting diode (LED) modules, including the maintained minimum luminous intensities, shall cover a minimum of 60 months from the date of delivery."

### **VEHICLE DETECTOR LOOP INSTALLATION**

Add the following to the provisions for detector loop installation:

Replace the third paragraph of Article 886.04 (a) with the following:

The loop wire shall be held tightly in the bottom of the sawed slot by means of a plastic foam type material. The "Backer Rod" shall completely cover the wire and provide a barrier between the wire and the sealant. The loop wires not embedded in the pavement shall be evenly twisted approximately 5 turns per foot. The depth of the sawed slot shall be as required to provide a minimum of one-inch clearance between the surface of the pavement and the top of the backer rod. When loops are placed in the binder or base course of bituminous pavement and will be covered by an additional surface course, the clearance may be reduced to one-half inch.

### **INDUCTION LOOP DETECTOR AMPLIFIER W/ CALL DELAY AND CALL CARRY-OVER, DIGITAL DESIGN**

This work shall consist of furnishing and installing induction loop detector amplifiers with the specified output in accordance with Section 885 of the Standard Specifications for Road and Bridge Construction.

The detector amplifiers shall be rack mounted within the controller cabinet. The detector amplifiers shall have the capacity of operating with both delay and extension modes active if a time setting is programmed.

Basis of payment: This work will be paid for at the contract unit price per each for INDUCTION LOOP DETECTOR AMPLIFIER WITH CALL DELAY AND CALL CARRY-OVER, DIGITAL DESIGN which price shall include the necessary connections and adjustments for proper operation.

## **REMOVE EXISTING TRAFFIC SIGNAL EQUIPMENT**

This work shall consist of removing existing traffic signal items and appurtenances at the location shown on the plans according to Section 895 of the Standard Specifications for Road and Bridge Construction.

The list of removal items shown on the plan sheets should represent an accurate listing of removal items, however, it is the Contractor's responsibility to verify all quantities prior to bidding. There will be no additional compensation.

The existing traffic signal system shall be maintained as long as possible. Non-conflicting traffic signal construction work shall be completed prior to disconnection the existing system.

Due to the project staging and availability of materials, there may need to be a traffic signal system shutdown. The shutdown date and duration will need to be approved through the Department prior to taking the signals off-line. Before any signalized intersection is shut down, both the St. Clair County Department of Roads and Bridges and the local police department shall be notified 48 hours in advance. The police department shall be given the anticipated duration of the shutdown. The Contractor shall furnish, install and maintain stop signs at the intersections until the new system is operational.

Existing mast arms assemblies and poles and signal heads shall be preserved and stockpiled on the job site as directed by the Engineer. This removed equipment shall be offered to St. Clair County Department of Roads and Bridges. Anything they do not want shall become the property of the contractor.

This work will be paid for at the contract unit price per each for REMOVE EXISTING TRAFFIC SIGNAL EQUIPMENT which price shall include all items to be removed within the existing traffic signal system.

## **RELOCATE EXISTING TRAFFIC SIGNAL CONTROLLER AND CABINET, COMPLETE**

Description: This work shall consist of relocating an existing traffic signal controller and cabinet from an existing cabinet foundation to a new concrete foundation at the location shown on the plans. Relocation of all equipment internal to the cabinet, such as controllers, load switches, conflict monitors, and fiber optic interconnect infrastructure as well as the Type A Service connected to the outside of the cabinet are incidental to this pay item.

Upon removal of the existing controller and cabinet from its existing foundation, the controller and cabinet shall be safely stored by the Contractor until such time as the cabinet and its associated equipment can be relocated to the new foundation.

Any damage sustained by the equipment during the removal, storage, transport, and/or reinstallation shall be repaired or replaced in kind to the satisfaction of the Engineer at the Contractor's expense.

FAU ROUTE 9330  
(FRANK SCOTT PARKWAY EAST)  
COUNTY HIGHWAY 95  
24-00301-26-PW  
ST. CLAIR COUNTY

Basis of Payment: This work shall be paid for at contract unit price per each for RELOCATE EXISTING TRAFFIC SIGNAL CONTROLLER AND CABINET, COMPLETE.

**RELOCATE EXISTING EMERGENCY VEHICLE PRIORITY SYSTEM, COMPLETE**

This work shall be in accordance with Section 895 of the current Standard Specifications for Road and Bridge Construction.

The Contractor shall relocate the existing Emergency Vehicle Priority System as indicated on the plan sheets.

The Contractor shall work with the local emergency responders to insure the equipment is operating properly.

This work will be paid for at the contract unit price per each for RELOCATE EXISTING EMERGENCY VEHICLE PRIORITY SYSTEM, COMPLETE which price shall include the necessary connections and adjustments for proper operation.

**EMERGENCY VEHICLE PRIORITY SYSTEM LINE SENSOR CABLE, NO. 20 3/C**

This work shall consist of furnishing and installing lead-in cable for light detectors installed at existing and/or proposed traffic signal installations as part of an emergency vehicle priority system. The work included installation of the lead-in cables in existing and/or new conduit. The electric cable shall be shielded and have three (3) stranded conductors blue, orange and yellow with a stranded tinned copper drain wire. The cable shall meet the requirements of the manufacturer of the Emergency Vehicle Priority System Equipment.

This work will be paid for at the contract unit price per foot for EMERGENCY VEHICLE PRIORITY SYSTEM LINE SENSOR CABLE, NO. 20 3/C, which price shall include furnishing, installing and making all electrical connections necessary for proper operation.

State of Illinois  
Department of Transportation  
Bureau of Local Roads and Streets

SPECIAL PROVISION  
FOR  
INSURANCE

Effective: February 1, 2007  
Revised: August 1, 2007

All references to Sections or Articles in this specification shall be construed to mean specific Section or Article of the Standard Specifications for Road and Bridge Construction, adopted by the Department of Transportation.

The Contractor shall name the following entities as additional insured under the Contractor's general liability insurance policy in accordance with Article 107.27:

---

---

---

---

---

---

---

The entities listed above and their officers, employees, and agents shall be indemnified and held harmless in accordance with Article 107.26.

State of Illinois  
DEPARTMENT OF TRANSPORTATION  
Bureau of Local Roads & Streets  
SPECIAL PROVISION  
FOR  
LOCAL QUALITY ASSURANCE/ QUALITY MANAGEMENT QC/QA  
Effective: January 1, 2022

Replace the first five paragraphs of Article 1030.06 of the Standard Specifications with the following:

**“1030.06 Quality Management Program.** The Quality Management Program (QMP) will be Quality Control / Quality Assurance (QC/QA) according to the following.”

Delete Article 1030.06(d)(1) of the Standard Specifications.

Revise Article 1030.09(g)(3) of the Standard Specifications to read:

“(3) If core testing is the density verification method, the Contractor shall provide personnel and equipment to collect density verification cores for the Engineer. Core locations will be determined by the Engineer following the document “Hot-Mix Asphalt QC/QA Procedure for Determining Random Density Locations” at density verification intervals defined in Article 1030.09(b). After the Engineer identifies a density verification location and prior to opening to traffic, the Contractor shall cut a 4 in. (100 mm) diameter core. With the approval of the Engineer, the cores may be cut at a later time.”

Revise Article 1030.09(h)(2) of the Standard Specifications to read:

“(2) After final rolling and prior to paving subsequent lifts, the Engineer will identify the random density verification test locations. Cores or nuclear density gauge testing will be used for density verification. The method used for density verification will be as selected below.

Density Verification Method	
<input type="checkbox"/>	Cores
<input checked="" type="checkbox"/>	Nuclear Density Gauge (Correlated when paving ≥ 3,000 tons per mixture)

Density verification test locations will be determined according to the document “Hot-Mix Asphalt QC/QA Procedure for Determining Random Density Locations”. The density testing interval for paving wider than or equal to 3 ft (1 m) will be 0.5 miles (800 m) for lift thicknesses of 3 in. (75 mm) or less and 0.2 miles (320 m) for lift thicknesses greater than 3 in. (75 mm). The density testing interval for paving less than 3 ft (1 m) wide will be 1 mile (1,600 m). If a day’s paving will be less than the prescribed density testing interval, the length of the day’s paving will be the interval for that day. The density testing interval for mixtures used for patching will be 50 patches with a minimum of one test per mixture per project.

If core testing is the density verification method, the Engineer will witness the Contractor coring, and secure and take possession of all density samples at the

density verification locations. The Engineer will test the cores collected by the Contractor for density according to Illinois Modified AASHTO T 166 or AASHTO T 275.

If nuclear density gauge testing is the density verification method, the Engineer will conduct nuclear density gauge tests. The Engineer will follow the density testing procedure detailed in the document "Illinois Modified ASTM D 2950, Standard Test Method for Density of Bituminous Concrete In-Place by Nuclear Method".

A density verification test will be the result of a single core or the average of the nuclear density tests at one location. The results of each density test must be within acceptable limits. The Engineer will promptly notify the Contractor of observed deficiencies."

Revise the seventh paragraph and all subsequent paragraphs in Section D. of the document "Hot-Mix Asphalt QC/QA Initial Daily Plant and Random Samples" to read:

"Mixtures shall be sampled from the truck at the plant by the Contractor following the same procedure used to collect QC mixture samples (Section A). This process will be witnessed by the Engineer who will take custody of the verification sample. Each sample bag with a verification mixture sample will be secured by the Engineer using a locking ID tag. Sample boxes containing the verification mixture sample will be sealed/taped by the Engineer using a security ID label."



**DEPARTMENT OF THE ARMY**  
**U.S. ARMY CORPS OF ENGINEERS, ST. LOUIS DISTRICT**  
**1222 SPRUCE STREET**  
**ST. LOUIS, MISSOURI 63103-2833**

October 7, 2024

Regulatory Division  
File Number: MVS-2019-191

Randy Georgen (St. Clair Co Department Of Roads & Bridges  
Randy Georgen  
1415 North Belt West  
Belleville, IL 62226  
Via Email: rgeorgen@stclaircohwy.com

Dear Randy Georgen:

This letter is in response to the Pre-Construction Notification (PCN) for Frank Scott Parkway East Widening Structure Improvements submitted on August 23, 2024, for a Department of the Army Nationwide permit (NWP) verification. A review of the information provided indicates that the proposed work includes the permanent discharge of fill material into three tributaries to Richland Creek for the widening of Frank Scott Parkway from 2-lanes to 5-lanes, to include three existing box culverts extensions and stone revetment. The project area is located at Latitude 38.57056° and Longitude -89.93861°; near O'Fallon, St. Clair County, Illinois.

The Corps of Engineers has determined that the proposed work is authorized by three NWP 14, Linear Transportation Projects pursuant to authorities under Section 404 of the Clean Water Act (33 U.S.C. § 1344). The proposed work must be completed in strict adherence with the enclosed permit summary and general conditions, any applicable regional conditions, special conditions listed in this letter (if any), and the submitted application materials. If the extent of the project area and/or nature of the authorized impacts to waters are modified, a revised PCN must be submitted to this office for written approval before work is initiated. Any violation of permit conditions or deviation from your submitted plans may subject the permittee to enforcement action.

This verification is valid until March 14, 2026, unless prior to this date the subject NWP(s) is suspended, revoked, or is modified such that the activity no longer complies with the terms and conditions of this NWP. If you commence or are under contract to commence this activity before the date that the relevant NWP is modified or revoked, you will have 12 months from the date of the modification or revocation of the NWP to complete the activity under the present terms and conditions of this NWP. In accordance with General Condition 30 of the NWP, a compliance certification (enclosed) must be completed within 30 days of project completion, or the permit issuance may be revoked and considered null and void.

The Illinois Environmental Protection Agency Division of Water Pollution Control (IEPA/WPC) has conditionally issued general Section 401 Water Quality Certification for this nationwide permit, subject to the general and special conditions (see enclosure). These conditions are part of the Corps permit. If you have any questions regarding the water quality certification conditions, you may contact Darin LeCrone, with IEPA, at 217-782-0610.

This determination is applicable only to the permit program administered by the Corps of Engineers. It does not eliminate the need to obtain other federal, state, or local approvals before beginning work. This permit verification does not convey property rights, nor authorize any injury to property or invasion of other rights.

If you have any questions related to this verification, please contact Rachel Steiger, Environmental Protection Specialist of the St. Louis District by email at [Rachel.L.Steiger@usace.army.mil](mailto:Rachel.L.Steiger@usace.army.mil). Please refer to file number MVS-2019-191 in all future correspondence. The St. Louis District Regulatory Division is committed to providing quality and timely service to our customers. Please take a moment to complete our customer satisfaction survey located at <https://regulatory.ops.usace.army.mil/customer-service-survey/>.

Sincerely,

**ZOBRIST.TYSON.J.1248277897**

Digitally signed by  
ZOBRIST.TYSON.J.124827  
7897  
Date: 2024.10.07 15:53:29  
-05'00'

Tyson Zobrist  
IL Branch Chief  
Regulatory Division

Enclosures  
Nationwide Permit 14 Conditions  
Illinois 401 Water Quality Certification  
Illinois Regional General Conditions

cc:  
Miler, IDNR-OWR  
LeCrone, IEPA



## **Compliance Certification Form**

**File Number: MVS-2019-191**

**Permittee: St. Clair Co Department Of Roads & Bridges**

**Project Name: Frank Scott Parkway East Widening Structure Improvements**

**Date Verification Issued: 10/7/2024**

**Project Manager: Rachel Steiger**

Upon completion of the activity authorized by this permit and any mitigation required by the permit, sign this certification, and return it to the following address or electronically to [MVS-Regulatory@usace.army.mil](mailto:MVS-Regulatory@usace.army.mil):

U.S. Army Corps of Engineers  
St. Louis District  
Attn: Regulatory Division  
1222 Spruce Street  
St. Louis, Missouri 63103-2833

Please note that your permitted activity is subject to a compliance inspection by a U.S. Army Corps of Engineers representative. If you fail to comply with this permit, you are subject to permit suspension, modification, or revocation.

I hereby certify that the work authorized by the above referenced permit has been completed in accordance with the terms and conditions of the permit, and required mitigation was completed in accordance with the permit conditions.

**Construction End Date:** \_\_\_\_\_

\_\_\_\_\_  
Signature of Permittee

\_\_\_\_\_  
Date



## Storm Water Pollution Prevention Plan

Route	Marked Route	Section Number
FAU 9330	Frank Scott Parkway East	24-00301-26-PW
Project Number	County	Contract Number
E181(096)	St. Clair	

This plan has been prepared to comply with the provisions of the National Pollutant Discharge Elimination System (NPDES) Permit No. ILR10 (Permit ILR10), issued by the Illinois Environmental Protection Agency (IEPA) for storm water discharges from construction site activities.

I certify under penalty of law that this document and all attachments were prepared under my direction or supervision in accordance with a system designed to assure that qualified personnel properly gathered and evaluated the information submitted. Based on my inquiry of the person or persons who manage the system, or those persons directly responsible for gathering the information, the information submitted is, to the best of my knowledge and belief, true, accurate and complete. I am aware that there are significant penalties for submitting false information, including the possibility of fine and imprisonment for knowing violations.

Permittee Signature & Date

*Roman Elly* 6/17/2025

### SWPPP Notes

#### Preparing BDE 2342 (Storm Water Pollution Prevention Plan)

Guidance on preparing each section of BDE 2342 (Storm Water Pollution Prevention Plan) is found in Chapter 41 of the IDOT Bureau of Design and Environment (BDE) Manual, please consult this chapter during SWPPP preparation. Please note that the Illinois Environmental Protection Agency (IEPA) has 30 days to review the Notice of Intent (NOI) prior to project approval and any deficiencies can result in construction delays.

The Notice of Intent contains the following documents:

- BDE 2342 (Storm Water Pollution Prevention Plan)
- BDE 2342 A (Contractor Certification Statement)
- Erosion and Sediment Control Plan (See Section 63-4.09 of the BDE Manual)

#### Non-applicable information

If any section of the SWPPP is not applicable put "N/A" in box rather than leaving blank.

### National Pollutant Discharge Elimination System (NPDES) Compliance

**Description of Work:** This work shall consist of those efforts necessary for compliance with the requirements of the Clean Water Act, Section 402 (NPDES), and the Illinois Environment Protection Act. This provision also provides the background information needed to comply with ILR10 and ILR40 permits for this project.

## **NPDES COMPLIANCE REQUIREMENTS**

### **Part I: Site Description**

1. Describe the project location; include latitude and longitude, section, town, and range.

The project is located along Frank Scott Parkway between Green Mount Road and Cross Street in Shiloh, IL.  
Begin: 38-34-20 N, 89-56-11 W  
End: 38-34-12 N, 89-54-24 W

2. Describe the nature of the construction activity or demolition work.

The project consists of widening the remaining 2-lane portions of the roadway to 5-lanes with curb and gutter.

3. Describe the intended sequence of major activities which disturb soils for major portions of the site (e.g. clearing, grubbing, excavation, grading, on-site or off-site stockpiling of soils, on-site or off-site storage of materials).

The project will be constructed in two main stages in order to maintain traffic. The first stage will shift traffic to one side of the existing roadway and then construct the other half. The second stage will shift traffic to the newly constructed pavement and construct the remaining elements.  
Each stage will generally consist of excavation and placing embankment for the widened roadway first, followed by placement of the aggregate base and pavement.

4. The total area of the construction site is estimated to be 9.4 acres.

5. The total area of the site estimated to be disturbed by excavation, grading or other activities is 5.3 acres.

6. Determine an estimate of the runoff coefficient of the site after construction activities are completed.

Average runoff coefficient = 0.56

7. Provide the existing information describing the potential erosivity of the soil at discharge locations at the project site.

There are three main discharge locations within the project limits, where box culverts pass under the roadway. These outlet points have an increased potential for erosion due to the concentrated flows and relatively high flow rates and velocities.

8. Erosion and Sediment Control Plan (Graphic Plan) is included in the contract. ☒ Yes ☐ No

9. List all soils found within project boundaries; include map unit name, slope information, and erosivity.

79B Menfro silt loam, 2 to 5 percent slopes  
79C2 Menfro silt loam, 5 to 10 percent slopes, eroded  
90A Bethalto silt loam, 0 to 2 percent slopes  
283C2 Downsouth silt loam, 5 to 10 percent slopes, eroded

10. List of all MS4 permittees in the area of this project

Village of Shiloh

Note: For sites discharging to an MS4, a separate map identifying the location of the construction site and the location where the MS4 discharges to surface water must be included.

### **Part II: Waters of the US**

1. List the nearest named receiving water(s) and ultimate receiving waters.

Richland Creek -> Kaskaskia River -> Mississippi River

2. Are wetlands present in the project area? ☐ Yes ☒ No

If yes, describe the areal extent of the wetland acreage at the site.

### 3. Natural buffers:

For any storm water discharges from construction activities within 50 feet of a Waters of the United States, except for activities for water-dependent structures authorized by a Section 404 permit, the following shall apply:

(i) A 50-foot undisturbed natural buffer between the construction activity and the Waters of the United States has been provided

☐ Yes ☒ No; and/or

(ii) Additional erosion and sediment controls within that area has been provided

☐ Yes ☒ No; and Describe: \_\_\_\_\_

## **Part III. Water Quality**

### **1. Water Quality Standards**

As determined by the Illinois Pollution Control Board, Illinois waters have defined numeric limits of pollutants under the umbrella term "Water Quality Standards." In the following table are commonly used chemicals/practices used on a construction site. These chemicals if spilled into a waterway, could potentially contribute to a violation of a Water Quality Standard. If other chemicals that could contribute a violation of a Water Quality Standard, add as needed.

☒ Fertilizer (check as appropriate)

☒ Nitrogen

☒ Phosphorus, and/or

☒ Potassium

☐ Herbicide

☒ Petroleum (gas, diesel, oil, kerosene, hydraulic oil / fluids)

☒ Waste water for concrete washout station

☐ Coal tar Pitch Emulsion

☐ Other (Specify) \_\_\_\_\_

☐ Other (Specify) \_\_\_\_\_

**Table 1: Common chemicals/potential pollutants used during construction**

If no boxes are checked in Table 1 above, check the following box:

☐ There are no chemicals on site that will exceed a Water Quality Standards if spilled.

If any boxes are checked in Table 1 above, check the following box:

There are chemicals on site that if spilled could potentially cause an exceedance of a Water Quality Standard. The Department shall implement Pollution Prevention/Good Housekeeping Practices as described in the Department's ILR40 Discharge for Small

☒ Municipal Separate Storm Sewer Systems (MS4) reiterated below and Part VIII. Unexpected Regulated Substances/Chemical Spill Procedures:

Pollution Prevention:

The Department will design, and the contractor shall, install, implement, and maintain effective pollution prevention measures to minimize the discharge of pollutants from construction activities. At a minimum, such measures must be designed, installed, implemented and maintained to:

- (a) Minimize the discharge of pollutants from equipment and vehicle washing, wheel wash water, and other wash waters. Wash waters must be treated in a sediment basin or alternative control that provides equivalent or better treatment prior to discharge.
- (b) Minimize the exposure of building materials, building products, construction wastes, trash, landscape materials, fertilizers, pesticides, herbicides, chemical storage tanks, deicing material storage facilities and temporary stockpiles, detergents, sanitary waste, and other materials present on the site exposed to precipitation and to storm water.
- (c) Minimize the discharge of pollutants from spills, leaks and vehicle and equipment maintenance and repair activities and implement chemical spill and leak prevention and response procedures;
- (d) Minimize the exposure of fuel, oil, hydraulic fluids, other petroleum products, and other chemicals by storing in covered areas or containment areas. Any chemical container with a storage of 55 gallons or more must be stored a minimum of 50 feet from receiving waters, constructed or natural site drainage features, and storm drain inlets. If infeasible due to site constraints, store containers as far away as the site permits and document in your SWPPP the specific reasons why the 50-foot setback is infeasible and how the containers will be stored.
- (e) The contractor is to provide regular inspection of their construction activities and Best Management Practices (BMPs). Based on inspection findings, the contractor shall determine if repair, replacement, or maintenance measures are necessary in order to ensure the structural integrity, proper function, and treatment effectiveness of structural storm water BMPs. Necessary maintenance shall be completed as soon as conditions allow to prevent or reduce the discharge of pollutants to storm water or as ordered by the Engineer. The Engineer shall conduct inspections required in Section XI Inspections, and report to the contractor deficiencies noted. These Department conducted inspections do not relieve the contractor from their responsibility to inspect their operations and perform timely maintenance; and
- (f) In addition, all IDOT projects are screened for Regulated Substances as described in Section 27-3 of the BDE Manual and implemented via Section 669: Removal and Disposal of Regulated substances in the Standard Specifications for Road and Bridge Construction.

Approved alterations to the Department's provided SWPPP, including those necessary to protect Contractor Borrow, Use and Waste areas, shall be designed, installed, implemented and maintained by the Contractor in accordance with IDOT Standard Specifications Section 280.

**2. 303(d) Impaired Waterways**

Does the project area have any 303(d) impaired waterways with the following impairments?

- suspended
  - turbidity,
  - siltation

and

solids

or

☐ Yes    ☒ No

If yes, list the name(s) of the listed water body and the impairment(s)

303(d) waterbody	Impairments(s)

In addition, It is paramount that the project does not increase the level of the impairment(s) described above. Discuss which BMPs will be implemented to reduce the risk of impairment increase

**3. Total Maximum Daily Load (TMDL)**

Does the project include any receiving waters with a TMDL for sediment, total suspended solids, turbidity or siltation?    ☐ Yes    ☒ No

If yes, List TMDL waterbodies below and describe associated TMDL

TMDL waterbody	TMDL
----------------	------

TMDL waterbody	TMDL

Provide a description of the erosion and sediment control strategy that will be incorporated into the site design that is consistent with the assumptions and requirements of the TMDL

N/A

If a specific numeric waste load allocation has been established that would apply to the project's discharges, provide a description of the necessary steps to meet that allocation

N/A

#### **Part IV. Temporary Erosion and Sediment Controls**

Stabilization efforts must be initiated within 1 working day of cessation of construction activity and completed within 14 days. Areas must be stabilized if they will not be disturbed for at least 14 calendar days. Exceptions to this time frame include:

- (i) Where the initiation of stabilization measures is precluded by snow cover, stabilization measures must be initiated as soon as practicable,
- (ii) On areas where construction activities have temporarily ceased and will resume after 14 days, a temporary stabilization method can be used (temporary stabilization techniques must be described), and
- (iii) Stabilization is not required for exit points at linear utility construction site that are used only episodically and for very short durations over the life of the project, provided other exit point controls are implemented to minimize sediment track-out.

Additionally, a record must be kept with the SWPPP throughout construction of the dates when major grading activities occur, when construction activities temporarily or permanently cease on a portion of the site, and when stabilization measures are initiated.

At a minimum, controls must be coordinated, installed and maintained to:

1. Minimize the amount of soil exposed during construction activity.
2. Minimize the disturbance of steep slopes.
3. Maintain natural buffers around surface waters, direct storm water to vegetated areas to increase sediment removal and maximize storm water infiltration, unless infeasible.
4. Minimize soil compaction and, unless infeasible, preserve topsoil.

**Note:** For practices below, consult relevant design criteria in Chapter 41 of the BDE Manual and maintenance criteria in Erosion and Sediment Control Field Guide for Construction.

##### **1. Erosion Control:**

The following are erosion control practices which may be used on a project (place a check by each practice that will be utilized on the project, add additional practices as needed):

- |   |  |
|---|--|
| <input checked="" type="checkbox"/> Mulch                   | <input checked="" type="checkbox"/> Preservation of existing vegetation    |
| <input checked="" type="checkbox"/> Erosion Control Blanket | <input checked="" type="checkbox"/> Temporary Turf Cover Mixture (Class 7) |
| <input type="checkbox"/> Turf Reinforcement Mat             | <input checked="" type="checkbox"/> Permanent seeding (Class 1-6)          |
| <input type="checkbox"/> Sodding                            | <input type="checkbox"/> Other (Specify) _____                             |
| <input type="checkbox"/> Geotextile fabric                  | <input type="checkbox"/> Other (Specify) _____                             |
|   | <input type="checkbox"/> Other (Specify) _____                             |

##### **2. Sediment Control:**

The following sediment control devices will be implemented on this project:

- |   |   |
|---|---|
| <input checked="" type="checkbox"/> Ditch Checks              | <input checked="" type="checkbox"/> Perimeter Erosion Barrier |
| <input checked="" type="checkbox"/> Inlet and Pipe protection | <input type="checkbox"/> Rolled Excelsior                     |
| <input type="checkbox"/> Hay or Straw bales                   | <input type="checkbox"/> Silt Filter Fence                    |

- ☐ Above grade inlet filters (fitted)
- ☐ Above grade inlet filters (non-fitted)
- ☐ Inlet filters

- ☐ Urethane foam/geotextiles
- ☐ Other (Specify) \_\_\_\_\_
- ☐ Other (Specify) \_\_\_\_\_
- ☐ Other (Specify) \_\_\_\_\_

### 3. Structural Practices:

Provide below is a description of structural practices that will be implemented:

- |   |  |
|---|--|
| <input type="checkbox"/> Aggregate Ditch                    | <input type="checkbox"/> Stabilized Construction Exits |
| <input type="checkbox"/> Articulated Block Revetment Mat    | <input type="checkbox"/> Stabilized Trench Flow        |
| <input type="checkbox"/> Barrier (Permanent)                | <input type="checkbox"/> Sediment Basin                |
| <input checked="" type="checkbox"/> Concrete Revetment Mats | <input type="checkbox"/> Retaining Walls               |
| <input type="checkbox"/> Dewatering Filtering               | <input checked="" type="checkbox"/> Riprap             |
| <input type="checkbox"/> Gabions                            | <input type="checkbox"/> Storm Drain Inlet Protection  |
| <input type="checkbox"/> In-Stream or Wetland Work          | <input type="checkbox"/> Slope Walls                   |
| <input type="checkbox"/> Level Spreaders                    | <input type="checkbox"/> Sediment Trap                 |
| <input type="checkbox"/> Paved Ditch                        | <input type="checkbox"/> Other (Specify) _____         |
| <input type="checkbox"/> Permanent Check Dams               | <input type="checkbox"/> Other (Specify) _____         |
| <input type="checkbox"/> Precast Block Revetment Mat        | <input type="checkbox"/> Other (Specify) _____         |
| <input type="checkbox"/> Rock Outlet Protection             | <input type="checkbox"/> Other (Specify) _____         |

### 4. Polymer Flocculants

Design guidance for polymer flocculants is available in Chapter 41 of the BDE Manual. In addition, Polymer Flocculants may only be used by district Special Provision.

If polymer flocculants are used for this project, the following must be adhered to and described below:

- Identify the use of all polymer flocculants at the site.
- Dosage of treatment chemicals shall be identified along with any information from any Material Safety Data Sheet.
- Describe the location of all storage areas for chemicals.
- Include any information from the manufacturer's specifications.
- Treatment chemicals must be stored in areas where they will not be exposed to precipitation.
- The SWPPP must describe procedures for use of treatment chemicals and staff responsible for use/application of treatment chemicals must be trained on the established procedures.

N/A

## **Part V. Other Conditions**

### 1. Dewatering

Will dewatering be required for this project? ☐ Yes ☒ No

If yes, the following applies:

- Dewatering discharges shall be routed through a sediment control (e.g., sediment trap or basin, pumped water filter bag) designed to minimize discharges with visual turbidity;
- The discharge shall not include visible floating solids or foam;
- The discharge must not cause the formation of a visible sheen on the water surface, or visible oily deposits on the bottom or shoreline of the receiving water. An oil-water separator or suitable filtration device shall be used to treat oil, grease, or other similar products if dewatering water is found to or expected to contain these materials;
- To the extent feasible, use well-vegetated (e.g., grassy or wooded), upland areas of the site to infiltrate dewatering water before discharge;
- You are prohibited from using receiving waters as part of the treatment area;
- To minimize dewatering-related erosion and related sediment discharges, use stable, erosion-resistant surfaces (e.g., well-vegetated grassy areas, clean filler stone, geotextile underlayment) to discharge from dewatering controls. Do not place dewatering controls, such as pumped water filter bags, on steep slopes (15% or greater in grade);
- Backwash water (water used to backwash/clean any filters used as part of storm water treatment) must be properly treated or hauled off-site for disposal;
- Dewatering treatment devices shall be properly maintained; and
- See Part XI (Inspections) for inspection requirement.

## **Part VI. Permanent (i.e., Post-Construction) Storm Water Management Controls**

Provided below is a description of measures that may be installed during the construction process to control volume and therefore the amount pollutants in storm water runoff that can occur after construction operations have been completed.

Practices may include but are not limited to the following:

- Aggregate ditch checks;
- bioswales,
- detention pond(s),
- infiltration trench;
- retention pond(s),
- open vegetated swales and natural depressions,
- treatment train (sequential system which combine several practices).
- Velocity dissipation devices (See Structural Practices above)

Describe these practices below

Velocity dissipation devices (riprap) will be placed at discharge points in order to reduce potential for erosion. All devices will be installed in accordance with the Standard Specifications and applicable Highway Standard Drawings

## **Part VII. Additional Practices Incorporated From Local Ordinance(s)**

In some instances, an additional practice from a local ordinance may be included in the project. If so, describe below (Note: the Department is not subject to local ordinances)

N/A



## **Part VIII. Unexpected Regulated Substances/Chemical Spill Procedures**

When Unexpected Regulated Substances or chemical spills occur, Article 107.19 of the Standard Specifications for Road and Bridge Construction shall apply. In addition, it is the contractor's responsibility to notify the Engineer in the event of a chemical spill into a ditch or waterway, the Engineer will then notify appropriate IEPA and IEMA personnel for the appropriate cleanup procedures.

## **Part IX. Contractor Required Submittals**

Prior to conducting any professional services at the site covered by this plan, the Contractor and each subcontractor responsible for compliance with the permit shall submit to the Resident Engineer a Contractor Certification Statement, BDE 2342A.

1. The Contractor shall provide a construction schedule containing an adequate level of detail to show major activities with implementation of pollution prevention BMPs, including the following items:

- Approximate duration of the project, including each stage of the project
- Rainy season, dry season, and winter shutdown dates
- Temporary stabilization measures to be employed by contract phases
- Mobilization time-frame
- Mass clearing and grubbing/roadside clearing dates
- Deployment of Erosion Control Practices
- Deployment of Sediment Control Practices (including stabilized construction entrances and exits to be used and how they will be maintained)
- Deployment of Construction Site Management Practices (including concrete washout facilities, chemical storage, refueling etc.)
- Paving, saw-cutting, and any other pavement related operations
- Major planned stockpiling operation
- Time frame for other significant long-term operations or activities that may plan non-storm water discharges as dewatering, grinding, etc.
- Permanent stabilization activities for each area of the project

2. During the pre-construction meeting, the Contractor and each subcontractor shall provide, as an attachment to their signed Contractor Certification Statement, a discussion of how they will comply with the requirements of the permit in regard to the following items and provide a graphical representation showing location and type of BMPs to be used when applicable:

- Temporary Ditch Checks - Identify what type and the source of Temporary Ditch Checks that will be installed as part of the project. The installation details will then be included with the SWPPP.
- Vehicle Entrances and Exits - Identify type and location of stabilized construction entrances and exits to be used and how they will be maintained.
- Material Delivery, Storage and Use- Discuss where and how materials including chemicals, concrete curing compounds, petroleum products, etc. will be stored for this project. Specifically, any chemical stored in a 55 gallon drum provided by the contractor.
- Stockpile Management - Identify the location of both on-site and off-site stockpiles. Discuss what BMPs will be used to prevent pollution of storm water from stockpiles.
- Waste Disposal - Discuss methods of waste disposal that will be used for this project.
- Spill Prevention and Control - Discuss steps that will be taken in the event of a material spill.
- Concrete Residuals and Washout Wastes - Discuss the location and type of concrete washout facilities to be used on this project and how they will be signed and maintained.
- Litter Management - Discuss how litter will be maintained for this project (education of employees, number of dumpsters, frequency of dumpster pick-up, etc.).
- Vehicle and Equipment Fueling - Identify equipment fueling locations for this project and what BMPs will be used to ensure

ainment and spill prevention.

- Vehicle and Equipment Cleaning and Maintenance - Identify where equipment cleaning and maintenance locations for this project and what BMPs will be used to ensure containment and spill prevention.
- Dewatering Activities - Identify the controls which will be used during dewatering operations to ensure sediments will not leave the construction site.

Additional measures indicated in the plan

N/A

## **Part X. Maintenance**

It will be the Contractor's responsibility to attain maintenance guidelines for any manufactured BMPs which are to be installed and maintained per manufacture's specifications. However, when requested by the Contractor, the Resident Engineer will provide general maintenance guides (e.g., IDOT Erosion and Sediment Control Field Guide) to the Contractor for the practices associated with this project. Any damage or undermining shall be repaired immediately.

For Inlet Protection: Where there is evidence of sediment accumulation adjacent to the inlet protection measure, the deposited sediment must be removed by the following business day.

Below, describe procedures to maintain in good and effective operating conditions

All erosion control measures shall be maintained as outlined in this document. All maintenance of erosion control measures shall be executed according to the current Standard Specifications for Road and Bridge Construction.

## **Part XI. Inspections**

Qualified personnel shall inspect disturbed areas of the construction site that have not been finally stabilized, structural control measures, and locations where vehicles enter or exit the site at least once every seven calendar days and within 24 hours of the end of a storm or by the end of the following business or workday that is 0.50 inches or greater or equivalent snowmelt (except as allowed for Frozen Conditions).

In addition, all areas where storm water typically flows within the site should be inspected periodically to check for evidence of pollutants entering the drainage system, as well as all locations where stabilization measures have been implemented to ensure they are operating correctly.

Inspections shall be documented on the form BC 2259 (Storm Water Pollution Prevention Plan Erosion Control Inspection Report).

The Erosion and Sediment Control Field Guide for Construction Inspection shall be consulted as needed.

### **Dewatering**

For site(s) discharging dewatering water, an inspection during the discharge shall be done once per day on which the discharge occurs and record the following in a report within 24 hours of completing the Inspection:

- The inspection date;
- Names and titles of personnel performing the inspection;
- Approximate times that the dewatering discharge began and ended on the day of inspection;
- Estimates of the rate (in gallons per day) of discharge on the day of inspection;
- Whether or not any of the following indications of pollutant discharge were observed at the point of discharge: a sediment plume, suspended solids, unusual color, presence of odor, decreased clarity, or presence of foam; and/or a visible sheen on the water surface or visible oily deposits on the bottom or shoreline of the receiving water.

### **Frozen Conditions**

Inspections may be reduced to once per month when all construction activities have ceased due to frozen conditions. Weekly inspections will recommence when construction activities resume, either temporarily or continuously, or if there is 0.5" or greater rain event, or a discharge due to snowmelt occurs.

### Flooding or unsafe conditions

Areas that are inaccessible during required inspections due to flooding or other unsafe conditions must be inspected within 72 hours of becoming accessible.

## **Part XII. Incidence of Noncompliance (ION)**

The Department shall notify the appropriate Agency Field Operations Section office by email as described on the IEPA ION form, within 24 hours of any incidence of noncompliance for any violation of the storm water pollution prevention plan observed during any inspection conducted, or for violations of any condition of this permit.

The Department shall complete and submit within 5 days an "Incidence of Noncompliance" (ION) report for any violation of the storm water pollution prevention plan observed during any Inspection conducted, or for violations of any condition of this permit. Submission shall be on forms provided by the IEPA and include specific information on the cause of noncompliance, actions which were taken to prevent any further causes of noncompliance, and a statement detailing any environmental impact which may have resulted from the noncompliance. Corrective actions must be undertaken immediately to address the identified non-compliance issue(s).

Illinois EPA  
2520 W. Iles Ave./P.O. Box 19276  
Springfield, IL 62794-9276

Please note that if these are delivered via FedEx or UPS, these carriers cannot deliver to our P.O. Box and this number must be excluded from the mailing address.

## **Part XIII. Corrective Actions**

Corrective actions must be taken when:

- A storm water control needs repair or replacement;
- A storm water control necessary to comply with the requirements of this permit was never installed, or was installed incorrectly;
- Discharges are causing an exceedance of applicable water quality standards; or
- A prohibited discharge has occurred.

Corrective Actions must be completed as soon as possible and documented within 7 days in an Inspection Report or report of noncompliance. If it is infeasible to complete the installation or repair within 7 calendar days, it must be documented in the records why it is infeasible to complete the installation or repair within the 7 day time-frame and document the schedule for installing the storm water control(s) and making it operational as soon as feasible after the 7-day time-frame.. In the event that maintenance is required for the same storm water control at the same location three or more times, the control must be repaired in a manner that prevents continued failure to the extent feasible, and it must be documented the condition and how it was repaired in the records. Alternatively, it must be documented why the specific re-occurrence of this same issue must continue to be addressed as a routine maintenance fix.

## **Part XIV. Retention of Records**

The Department must retain copies of the SWPPP and all reports and notices required by this permit, records of all data used to complete the NOI to be covered by this permit, and the Agency Notice of Permit Coverage letter for at least three years from the date that the permit coverage expires or is terminated. the permittee must retain a copy of the SWPPP and any revisions to the SWPPP required by this permit at the construction site from the date of project initiation to the date of final stabilization. Any manuals or other documents referenced in the SWPPP must also be retained at the construction site.

## **Part XV. Failure to Comply**

Failure to comply with any provisions of this Storm Water Pollution Prevention Plan will result in the implementation of a National Pollutant Discharge Elimination System/Erosion and Sediment Control Deficiency Deduction against the Contractor and/or penalties under the Permit ILR10 which could be passed on to the contractor (See Article 105.03 Conformity with Contract)

## **Part XVI. Keeping the SWPPP ("plan") Current**

IDOT shall amend the plan whenever there is a change in design, construction, operation, or maintenance, which has a significant effect on the potential for the discharge of pollutants to Waters of the United States and which has not otherwise been addressed in the plan or if the plan proves to be ineffective in eliminating or significantly minimizing sediment and/or pollutants identified under paragraph Part II. Water Quality or in otherwise achieving the general objectives of controlling pollutants in storm water discharges associated with construction site activity.

In addition, the plan shall be amended to identify any new contractor and/or subcontractor that will implement a measure of the plan. Amendments to the plan may be reviewed by the IEPA the same manner as the SWPPP and Erosion and Sediment Control Plan (ESCP) submitted as part of the Notice of Intent (NOI). The SWPPP and site map must be modified within 7 days for any changes to construction plans, storm water controls or other activities at the site that are no longer accurately reflected in the SWPPP.

In addition, the NOI shall be modified using the CDX system for any substantial modifications to the project such as:

- address changes
- new contractors
- area coverage
- additional discharges to Waters of the United States, or
- other substantial modifications (e.g. addition of dewatering activities.

The notice of intent shall be modified within 30 days of the modification to the project.

**Part XVII: Notifications**

In addition to the NOI submitted to IEPA, all MS4 permittees identified in Part I. Site Description shall receive a copy of the NOI.

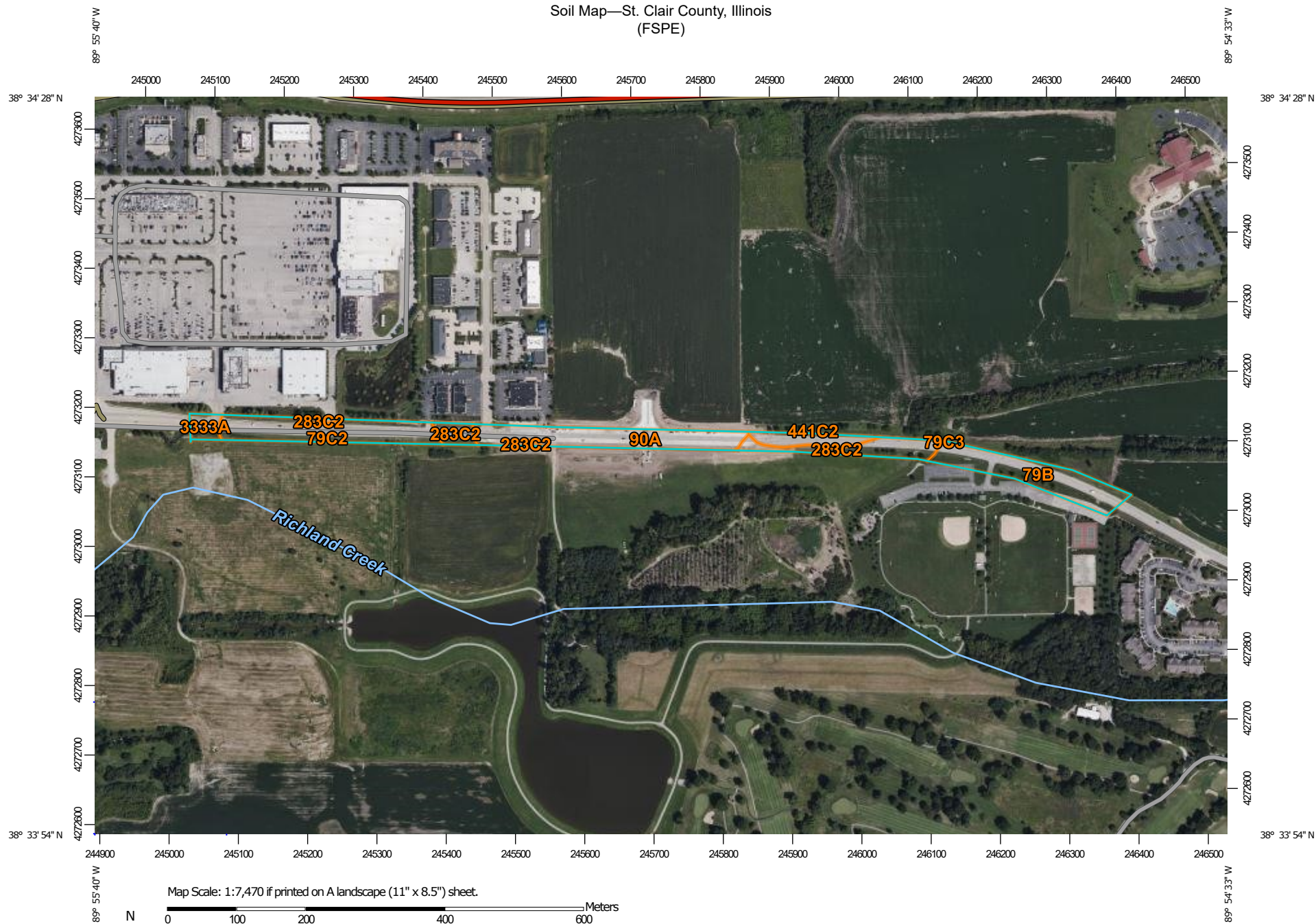
**Part XVIII. Notice of Termination**

Where a site has completed final stabilization and all storm water discharges from construction activities that are authorized by this permit are eliminated, the permittee must submit a completed Notice of Termination (NOT) that is signed in accordance with ILR10 permit.

Method of Measurement: NPDES Compliance shall not be measured for payment separately. Measurement for payment for Temporary Erosion and Sediment Control shall be in accordance with Section 280 or as otherwise provided in the contract. Permanent BMPs necessary to comply with this provision shall be measured for payment in accordance with their respective provisions in the contract.

Basis of Payment: NPDES Compliance shall not be paid for separately. Payment for Temporary Erosion and Sediment Control shall be in accordance with Section 280 or as otherwise provided in the contract. Permanent BMPs necessary to comply with this provision shall be paid for in accordance with their respective payment provisions in the contract.

# Soil Map—St. Clair County, Illinois (FSPE)




**Natural Resources  
Conservation Service**

44  
Web Soil Survey  
National Cooperative Soil Survey

4/24/2025  
Page 1 of 3


## MAP LEGEND

### Area of Interest (AOI)

 Area of Interest (AOI)

### Soils

 Soil Map Unit Polygons

 Soil Map Unit Lines

 Soil Map Unit Points

### Special Point Features



Blowout



Borrow Pit



Clay Spot



Closed Depression



Gravel Pit



Gravelly Spot



Landfill



Lava Flow



Marsh or swamp



Mine or Quarry



Miscellaneous Water



Perennial Water



Rock Outcrop



Saline Spot



Sandy Spot



Severely Eroded Spot



Sinkhole



Slide or Slip



Sodic Spot



Spoil Area



Stony Spot



Very Stony Spot



Wet Spot



Other



Special Line Features

### Water Features



Streams and Canals

### Transportation



Rails



Interstate Highways



US Routes



Major Roads



Local Roads

### Background



Aerial Photography

## MAP INFORMATION

The soil surveys that comprise your AOI were mapped at 1:12,000.

Please rely on the bar scale on each map sheet for map measurements.

Source of Map: Natural Resources Conservation Service

Web Soil Survey URL:

Coordinate System: Web Mercator (EPSG:3857)

Maps from the Web Soil Survey are based on the Web Mercator projection, which preserves direction and shape but distorts distance and area. A projection that preserves area, such as the Albers equal-area conic projection, should be used if more accurate calculations of distance or area are required.

This product is generated from the USDA-NRCS certified data as of the version date(s) listed below.

Soil Survey Area: St. Clair County, Illinois

Survey Area Data: Version 17, Aug 23, 2024

Soil map units are labeled (as space allows) for map scales 1:50,000 or larger.

Date(s) aerial images were photographed: Aug 22, 2020—Aug 25, 2020

The orthophoto or other base map on which the soil lines were compiled and digitized probably differs from the background imagery displayed on these maps. As a result, some minor shifting of map unit boundaries may be evident.

## Map Unit Legend

Map Unit Symbol	Map Unit Name	Acres in AOI	Percent of AOI
79B	Menfro silt loam, 2 to 5 percent slopes	2.5	23.5%
79C2	Menfro silt loam, 5 to 10 percent slopes, eroded	2.5	23.9%
79C3	Menfro silt clay loam, 5 to 10 percent slopes, severely eroded	0.0	0.0%
90A	Bethalto silt loam, 0 to 2 percent slopes	2.6	25.1%
283C2	Downsouth silt loam, 5 to 10 percent slopes, eroded	1.8	16.8%
441C2	Wakenda silt loam, 5 to 10 percent slopes, eroded	0.7	7.0%
3333A	Wakeland silt loam, 0 to 2 percent slopes, frequently flooded	0.4	3.8%
<b>Totals for Area of Interest</b>		<b>10.5</b>	<b>100.0%</b>

## **IDOT TRAINING PROGRAM GRADUATE ON-THE-JOB TRAINING SPECIAL PROVISION**

Effective: August 1, 2012      Revised: February 2, 2017

In addition to the Contractor's equal employment opportunity (EEO) affirmative action efforts undertaken as required by this Contract, the Contractor is encouraged to participate in the incentive program described below to provide additional on-the-job training to certified graduates of the IDOT pre-apprenticeship training program, as outlined in this Special Provision.

IDOT funds, and various Illinois community colleges operate, pre-apprenticeship training programs throughout the State to provide training and skill-improvement opportunities to promote the increased employment of minority groups, disadvantaged persons and women in all aspects of the highway construction industry. The intent of this IDOT Pre-Apprenticeship Training Program Graduate (TPG) special provision (Special Provision) is to place these certified program graduates on the project site for this Contract in order to provide the graduates with meaningful on-the-job training. Pursuant to this Special Provision, the Contractor must make every reasonable effort to recruit and employ certified TPG trainees to the extent such individuals are available within a practicable distance of the project site.

Specifically, participation of the Contractor or its subcontractor in the Program entitles the participant to reimbursement for graduates' hourly wages at \$15.00 per hour per utilized TPG trainee, subject to the terms of this Special Provision. Reimbursement payment will be made even though the Contractor or subcontractor may also receive additional training program funds from other non-IDOT sources for other non-TPG trainees on the Contract, provided such other source does not specifically prohibit the Contractor or subcontractor from receiving reimbursement from another entity through another program, such as IDOT through the TPG program. With regard to any IDOT funded construction training program other than TPG, however, additional reimbursement for other IDOT programs will not be made beyond the TPG Program described in this Special Provision when the TPG Program is utilized.

No payment will be made to the Contractor if the Contractor or subcontractor fails to provide the required on-site training to TPG trainees, as solely determined by IDOT. A TPG trainee must begin training on the project as soon as the start of work that utilizes the relevant trade skill and the TPG trainee must remain on the project site through completion of the Contract, so long as training opportunities continue to exist in the relevant work classification. Should a TPG trainee's employment end in advance of the completion of the Contract, the Contractor must promptly notify the IDOT District EEO Officer for the Contract that the TPG's involvement in the Contract has ended. The Contractor must supply a written report for the reason the TPG trainee involvement terminated, the hours completed by the TPG trainee on the Contract, and the number of hours for which the incentive payment provided under this Special Provision will be, or has been claimed for the separated TPG trainee.

Finally, the Contractor must maintain all records it creates as a result of participation in the Program on the Contract, and furnish periodic written reports to the IDOT District EEO Officer that document its contractual performance under and compliance with this Special Provision. Finally, through participation in the Program and reimbursement of wages, the Contractor is not relieved of, and IDOT has not waived, the requirements of any federal or state labor or employment law applicable to TPG workers, including compliance with the Illinois Prevailing Wage Act.

**METHOD OF MEASUREMENT:** The unit of measurement is in hours.



**BASIS OF PAYMENT:** This work will be paid for at the contract unit price of \$15.00 per hour for each utilized certified TPG Program trainee (TRAINEES TRAINING PROGRAM GRADUATE). The estimated total number of hours, unit price, and total price must be included in the schedule of prices for the Contract submitted by Contractor prior to beginning work. The initial number of TPG trainees for which the incentive is available for this contract is 5.

The Department has contracted with several educational institutions to provide screening, tutoring and pre-training to individuals interested in working as a TPG trainee in various areas of common construction trade work. Only individuals who have successfully completed a Pre-Apprenticeship Training Program at these IDOT approved institutions are eligible to be TPG trainees. To obtain a list of institutions that can connect the Contractor with eligible TPG trainees, the Contractor may contact: HCCTP TPG Program Coordinator, Office of Business and Workforce Diversity (IDOT OBWD), Room 319, Illinois Department of Transportation, 2300 S. Dirksen Parkway, Springfield, Illinois 62764. Prior to commencing construction with the utilization of a TPG trainee, the Contractor must submit documentation to the IDOT District EEO Officer for the Contract that provides the names and contact information of the TPG trainee(s) to be trained in each selected work classification, proof that the TPG trainee(s) has successfully completed a Pre-Apprenticeship Training Program, proof that the TPG is in an Apprenticeship Training Program approved by the U.S. Department of Labor Bureau of Apprenticeship Training, and the start date for training in each of the applicable work classifications.

To receive payment, the Contractor must provide training opportunities aimed at developing a full journeyworker in the type of trade or job classification involved. During the course of performance of the Contract, the Contractor may seek approval from the IDOT District EEO Officer to employ additional eligible TPG trainees. In the event the Contractor subcontracts a portion of the contracted work, it must determine how many, if any, of the TPGs will be trained by the subcontractor. Though a subcontractor may conduct training, the Contractor retains the responsibility for meeting all requirements imposed by this Special Provision. The Contractor must also include this Special Provision in any subcontract where payment for contracted work performed by a TPG trainee will be passed on to a subcontractor.

Training through the Program is intended to move TPGs toward journeyman status, which is the primary objective of this Special Provision. Accordingly, the Contractor must make every effort to enroll TPG trainees by recruitment through the Program participant educational institutions to the extent eligible TPGs are available within a reasonable geographic area of the project. The Contractor is responsible for demonstrating, through documentation, the recruitment efforts it has undertaken prior to the determination by IDOT whether the Contractor is in compliance with this Special Provision, and therefore, entitled to the Training Program Graduate reimbursement of \$15.00 per hour.

Notwithstanding the on-the-job training requirement of this TPG Special Provision, some minimal off-site training is permissible as long as the offsite training is an integral part of the work of the contract, and does not compromise or conflict with the required on-site training that is central to the purpose of the Program. No individual may be employed as a TPG trainee in any work classification in which he/she has previously successfully completed a training program leading to journeyman status in any trade, or in which he/she has worked at a journeyman level or higher.

## CEMENT, FINELY DIVIDED MINERALS, ADMIXTURES, CONCRETE, AND MORTAR (BDE)

Effective: January 1, 2025

Revised: January 1, 2026

Revise the first paragraph of Article 285.05 of the Standard Specifications to read:

**“285.05 Fabric Formed Concrete Revetment Mat.** The grout shall consist of a mixture of cement, fine aggregate, and water so proportioned and mixed as to provide a pumpable slurry. Fly ash or ground granulated blast furnace (GGBF) slag, and concrete admixtures may be used at the option of the Contractor. The grout shall have an air content of not less than 6.0 percent nor more than 9.0 percent of the volume of the grout. The mix shall obtain a compressive strength of 2500 psi (17,000 kPa) at 28 days according to Article 1020.09.”

Revise Article 302.02 of the Standard Specifications to read:

**“302.02 Materials.** Materials shall be according to the following.

Item	Article/Section
(a) Cement .....	1001
(b) Water .....	1002
(c) Hydrated Lime .....	1012.01
(d) By-Product, Hydrated Lime .....	1012.02
(e) By-Product, Non-Hydrated Lime .....	1012.03
(f) Lime Slurry .....	1012.04
(g) Fly Ash .....	1010
(h) Soil for Soil Modification (Note 1) .....	1009.01
(i) Bituminous Materials (Note 2) .....	1032

Note 1. This soil requirement only applies when modifying with lime (slurry or dry).

Note 2. The bituminous materials used for curing shall be emulsified asphalt RS-2, CRS-2, HFE 90, or HFE 150; rapid curing liquid asphalt RC-70; or medium curing liquid asphalt MC-70 or MC-250.”

Revise Article 312.07(c) of the Standard Specifications to read:

“(c) Cement ..... 1001”

Add Article 312.07(i) of the Standard Specifications to read:

“(i) Ground Granulated Blast Furnace (GGBF) Slag ..... 1010”

Revise the first paragraph of Article 312.09 of the Standard Specifications to read:

**“312.09 Proportioning and Mix Design.** At least 60 days prior to start of placing CAM II, the Contractor shall submit samples of materials to be used in the work for proportioning and testing. The mixture shall contain a minimum of 200 lb (120 kg) of cement per cubic yard (cubic meter). Cement may be replaced with fly ash or ground granulated blast furnace (GGBF) slag according to Article 1020.05(c)(1) or 1020.05(c)(2), respectively, however the minimum cement content in the mixture shall be 170 lbs/cu yd (101 kg/cu m). Blends of coarse and fine aggregates will be permitted, provided the volume of fine aggregate does not exceed the volume of coarse aggregate. The Engineer will determine the proportions of materials for the mixture according to the “Portland Cement Concrete Level III Technician Course” manual. However, the Contractor may substitute their own mix design. Article 1020.05(a) shall apply, and a Level III PCC Technician shall develop the mix design.”

Revise Article 352.02 of the Standard Specifications to read:

**“352.02 Materials.** Materials shall be according to the following.

Item	Article/Section
(a) Cement (Note 1) .....	1001
(b) Soil for Soil-Cement Base Course .....	1009.03
(c) Water .....	1002
(d) Bituminous Materials (Note 2) .....	1032

Note 1. Bulk cement may be used for the traveling mixing plant method if the equipment for handling, weighing, and spreading the cement is approved by the Engineer.

Note 2. The bituminous materials used for curing shall be emulsified asphalt RS-2, CRS-2, HFE 90, or HFE 150; rapid curing liquid asphalt RC-70; or medium curing liquid asphalt MC-70 or MC-250.”

Revise Article 404.02 of the Standard Specifications to read:

**“404.02 Materials.** Materials shall be according to the following.

Item	Article/Section
(a) Cement .....	1001
(b) Water .....	1002
(c) Fine Aggregate .....	1003.08
(d) Bituminous Material (Tack Coat) .....	1032.06
(e) Emulsified Asphalts (Note 1) (Note 2) .....	1032.06
(f) Fiber Modified Joint Sealer .....	1050.05
(g) Additives (Note 3)	

Note 1. When used for slurry seal, the emulsified asphalt shall be CQS-1h according to Article 1032.06(b).

Note 2. When used for micro-surfacing, the emulsified asphalt shall be CQS-1hP according to Article 1032.06(e).

Note 3. Additives may be added to the emulsion mix or any of the component materials to provide the control of the quick-traffic properties. They shall be included as part of the mix design and be compatible with the other components of the mix.

Revise the last sentence of the fourth paragraph of Article 404.08 of the Standard Specifications to read:

“When approved by the Engineer, the sealant may be dusted with fine sand, cement, or mineral filler to prevent tracking.”

Revise Note 2 of Article 516.02 of the Standard Specifications to read:

“Note 2. The sand-cement grout mix shall be according to Section 1020 and shall be a 1:1 blend of sand and cement comprised of a Type I, IL, or II cement at 185 lb/cu yd (110 kg/cu m). The maximum water cement ratio shall be sufficient to provide a flowable mixture with a typical slump of 10 in. (250 mm).”

Revise Note 2 of Article 543.02 of the Standard Specifications to read:

“Note 2. The grout mixture shall be 6.50 hundredweight/cu yd (385 kg/cu m) of cement plus fine aggregate and water. Fly ash or ground granulated blast furnace (GGBF) slag may replace a maximum of 5.25 hundredweight/cu yd (310 kg/cu m) of the cement. The water/cement ratio, according to Article 1020.06, shall not exceed 0.60. An air-entraining admixture shall be used to produce an air content, according to Article 1020.08, of not less than 6.0 percent nor more than 9.0 percent of the volume of the grout. The Contractor shall have the option to use a water-reducing or high range water-reducing admixture.”

Revise Article 583.01 of the Standard Specifications to read:

“**583.01 Description.** This work shall consist of placing cement mortar along precast, prestressed concrete bridge deck beams as required for fairing out any unevenness between adjacent deck beams prior to placing of waterproofing membrane and surfacing.”

Revise Article 583.02(a) of the Standard Specifications to read:

“(a) Cement ..... 1001”

Revise the first paragraph of Article 583.03 of the Standard Specifications to read:

“**583.03 General.** This work shall only be performed when the air temperature is 45 °F (7 °C) and rising. The mixture for cement mortar shall consist of three parts sand to one part cement by volume. The amount of water shall be no more than that necessary to produce a workable, plastic mortar.”

Revise Article 606.02(h) of the Standard Specifications to read:

“(h) Fibers (Note 1) .....1014”

Revise Note 1 in Article 606.02(h) of the Standard Specifications to read:

“Note 1. Fibers, when required, shall only be used in the concrete mixture for slipform applications.”

Revise the third paragraph in Article 606.10 of the Standard Specifications to read:

“Welded wire fabric shall be 6 x 6 in. (150 x 150 mm) mesh, #4 gauge (5.74 mm), 58 lb (26 kg) per 100 sq ft (9 sq m).”

Revise Article 1001.01(d) of the Standard Specifications to read:

“(d) Rapid Hardening Cement. Rapid hardening cement shall be according to the Bureau of Materials Policy Memorandum “Portland or Blended Cement Acceptance Procedure for Qualified and Non-Qualified Plants”, and ASTM C 1600, Type URH, Type VRH, or Type RH-CAC. It shall be used according to Article 1020.04 or when approved by the Engineer. The Contractor shall submit a report from the manufacturer or an independent lab that contains results for testing according to ASTM C 1600 which shows the cement meets the requirements of either Type URH, Type VRH, or Type RH-CAC. Test data shall be less than 1 year old from the date of submittal.

Revise Article 1001.01(e) of the Standard Specifications to read:

“(e) Other Cements. Other cements shall be according to the Bureau of Materials Policy Memorandum “Portland or Blended Cement Acceptance Procedure for Qualified and Non-Qualified Plants”, and ASTM C 1157 or ASTM C 1600, as applicable. Other cements shall be used according to Article 1020.04 or when approved by the Engineer. For cements according to ASTM C 1157, the Contractor shall submit a report from the manufacturer or an independent lab that contains results of tests which shows the cement meets the requirements Type GU, HE, MS, MH, or LH. For cements according to ASTM C 1600, the Contractor shall submit a report from the manufacturer or an independent lab that contains results of tests which shows the cement meets the requirements Type MRH or GRH. Test data shall be less than 1 year old from the date of submittal.”

Revise Article 1002.02 of the Standard Specifications to read:

“**1002.02 Quality.** Water used with cement in concrete or mortar and water used for curing concrete shall be clean, clear, and free from sugar. In addition, water shall be tested and evaluated for acceptance according to one of the following options.

OPTION 1.

(a) Acceptable limits for acidity and alkalinity when tested according to ITP T 26.

- (1) Acidity -- 0.1 Normal NaOH ..... 2 ml max.\*
  - (2) Alkalinity -- 0.1 Normal HCl..... 10 ml max.\*
- \*To neutralize 200 ml sample.

(b) Acceptable limits for solids when tested according to the following.

- (1) Organic (ITP T 26) ..... 0.02% max.
- (2) Inorganic (ITP T 26)..... 0.30% max.
- (3) Sulfate (SO<sub>4</sub>) (ASTM D 516-82) ..... 0.05% max.
- (4) Chloride (ASTM D 512) ..... 0.06% max.

(c) The following tests shall be performed on the water sample and on deionized water. The same cement and sand shall be used for both tests.

- (1) Unsoundness (ASTM C 151).
- (2) Initial and Final Set Time (ASTM C 266).
- (3) Strength (ASTM C 109).

The test results for the water sample shall not deviate from the test results for the deionized water, except as allowed by the precision in the test method.

OPTION 2. Water shall meet the requirements ASTM C 1602 Tables 1 and 2 as outlined in Sections 5.1, 5.2, and 5.4.”

Revise Note 2/ in Article 1003.01(b) of the Standard Specifications to read:

“2/ Applies only to sand. Sand exceeding the colorimetric test standard of 11 (Illinois Modified AASHTO T 21) will be checked for mortar making properties according to Illinois Modified ASTM C 87 and shall develop a compressive strength at the age of 14 days when using Type I, IL, or II cement of not less than 95 percent of the comparable standard.

Revise the second sentence of Article 1003.02(e)(1) of the Standard Specifications to read:

“The test will be performed with Type I, IL, or II portland cement having a total equivalent alkali content (Na<sub>2</sub>O + 0.658K<sub>2</sub>O) of 0.90 percent or greater.”

Revise the first sentence of the second paragraph of Article 1003.02(e)(3) of the Standard Specifications to read:

“The ASTM C 1293 test shall be performed with Type I, IL, or II portland cement having a total equivalent alkali content (Na<sub>2</sub>O + 0.658K<sub>2</sub>O) of 0.80 percent or greater.”

Revise the second sentence of Article 1004.02(g)(1) of the Standard Specifications to read:

“The test will be performed with Type I, IL, or II portland cement having a total equivalent alkali content ( $\text{Na}_2\text{O} + 0.658\text{K}_2\text{O}$ ) of 0.90 percent or greater.”

Add the following Section to the Standard Specifications.

#### **“SECTION 1014. FIBERS FOR CONCRETE**

**1014.01 General.** Fibers used in concrete shall be Type II or Type III (polyolefin or carbon) according to ASTM C 1116. The testing required for Type II fibers or Type III polyolefin fibers shall be performed by an independent lab a minimum of once every five years, and the test results provided to the Department. Manufacturers of Type III carbon fibers shall provide materials certification documentation not more than 6 years old a minimum of once every 5 years to the Department. The Department will maintain a qualified product list. The method of inclusion of fibers into concrete mixtures shall be according to the manufacturer’s specifications.

At the discretion of the Engineer, the concrete mixture shall be evaluated in a field demonstration for fiber clumping, ease of placement, and ease of finishing. The field demonstration shall consist of a minimum 2 cu yd (1.5 cu m) trial batch placed in a 12 ft x 12 ft (3.6 m x 3.6 m) slab.

**1014.02 Concrete Gutter, Curb, Median and Paved Ditch.** Fibers shall be Type III. Fibers shall have a minimum length of 1/2 in. (13 mm) and a maximum length of 0.75 in. (19 mm). The maximum dosage rate in the concrete mixture shall not exceed 1.5 lb/cu yd (0.9 kg/cu m). The minimum dosage rate shall be per the manufacturer’s recommendation.

**1014.03 Concrete Inlay or Overlay.** Fibers shall be Type III. Fibers shall have a minimum length of 1.0 in. (25 mm), a maximum length of 2 1/2 in. (63 mm), and a maximum aspect ratio (length divided by the equivalent diameter of the fiber) of 150. The maximum dosage rate shall not exceed 5.0 lb/cu yd (3.0 kg/cu m). The minimum dosage rate shall be per the manufacturer’s recommendation.

**1014.04 Bridge Deck Fly Ash, Ground Granulated Blast Furnace (GGBF) Slag, High Reactivity Metakaolin, or Microsilica (Silica Fume) Concrete Overlay.** Fibers shall be Type III. The dosage rate shall be a minimum of 3.0 lb/cu yd (1.8 kg/cu m), unless a field demonstration according to Article 1014.01 indicates that a lower dosage rate is necessary. Based on the results of the field demonstration, the Department has the option to reduce the dosage rate of fibers, but the dosage will not be reduced to less than 2.0 lb / cu yd (1.2 kg/cu m).

**1014.05 Bridge Deck Latex Concrete Overlay.** Fibers shall be Type II or III. Fibers shall have a minimum length of 0.75 in. (19 mm), a maximum length of 1.75 in. (45 mm), and an aspect ratio (length divided by the equivalent diameter of the fiber) of between 70 and 100. The dosage rate shall be a minimum of 3.0 lb/cu yd (1.8 kg/cu m), unless a field demonstration according to Article 1014.01 indicates that a lower dosage rate is necessary. Based on the results of the field

demonstration, the Department has the option to reduce the dosage rate of fibers, but the dosage will not be reduced to less than 2.0 lb/cu yd (1.2 kg/cu m)."

Add the following Section to the Standard Specifications:

#### **"SECTION 1015. HIGH PERFORMANCE SHOTCRETE**

**1015.01 Packaged Shotcrete With Aggregate.** The packaged shotcrete with aggregate shall be a pre-blended dry combination of materials for the wet-mix shotcrete method according to ASTM C 1480, Type FA or CA, Grade FR, Class I. The fibers shall be Type III according to Article 1014.01. The cement and finely divided minerals in the mixture shall be a minimum 6.65 cwt/cu yd (395 kg/cu m), and the portland cement shall not be below 4.70 cwt/cu yd (279 kg/cu m). Microsilica is required in the mixture and shall be a minimum of 5 percent by weight (mass) of cementitious material, and a maximum of 10 percent. Strength requirements shall be according to ASTM C 1480 except that the strength at 28 days shall be at least 4000 psi (27,500 kPa). Strength testing shall be according to ASTM C 1140. The air content as shot shall be 4.0 – 8.0 percent when tested according to AASHTO T 152, and the coarse aggregate shall be a maximum size of 1/2 in. (12.5 mm).

The packaged shotcrete shall have a water soluble chloride ion content of less than 0.15% by weight of cementitious material when tested according to ASTM C 1218 or AASHTO T 260.

The testing according to ASTM C 1480, ASTM C 1140, AASHTO 152, and ASTM C 1218 or AASHTO T 260 shall be performed by an independent lab a minimum of once every 5 years, and the test results shall be provided to the Department. The Department will maintain a qualified product list. Batching and mixing shall be per the manufacturer's recommendations.

**1015.02 Packaged Shotcrete Without Aggregate.** The packaged shotcrete that does not include pre-blended aggregate shall be according to Article 1015.01, except the added aggregate shall be according to Articles 1003.02 and 1004.02. The aggregate gradation shall be according to the manufacturer. The Department will maintain a qualified product list. Batching and mixing shall be per the manufacturer's recommendations."

Revise Section 1017 of the Standard Specifications to read:

#### **"SECTION 1017. PACKAGED, DRY, COMBINED MATERIALS FOR MORTAR AND CONCRETE**

**1017.01 Mortar.** The mortar shall be high-strength according to ASTM C 387 and shall have a minimum 80.0 percent relative dynamic modulus of elasticity when tested according to AASHTO T 161. For prestressed concrete applications, the mortar shall have a water-soluble chloride ion content of less than 0.06 percent by weight of cementitious material when tested according to ASTM C 1218 or AASHTO T 260; and for non-prestressed concrete applications, the water soluble chloride content shall be less than 0.15 percent by weight of cementitious material. The testing according to ASTM C 387, AASHTO T 161, and either ASTM C 1218 or AASHTO T 260 shall be performed by an independent lab a minimum of once every five years, and the test results



shall be provided to the Department. The Department will maintain a qualified product list. Mixing of the high-strength mortar shall be according to the manufacturer's specifications.

**1017.02 Concrete.** The materials, testing, and preparation of aggregate for the "high slump" packaged concrete mixture shall be according to ASTM C 387. The mixture shall be air entrained, the slump shall be 5-10 in. (125-250 mm), and the coarse aggregate shall be a maximum size of 1/2 in. (12.5 mm). Strength requirements shall be according to ASTM C 387 except that the strength at 28 days shall be at least 4000 psi (27,500 kPa). The "high slump" packaged concrete mixture shall have a water soluble chloride ion content of less than 0.15% by weight of cementitious material when tested according to ASTM C 1218 or AASHTO T 260. The testing according to ASTM C 387, and either ASTM C 1218 or AASHTO T 260 shall be performed by an independent lab a minimum of once every 5 years, and the test results shall be provided to the Department. The Department will maintain a qualified product list. Mixing shall be per the manufacturer's recommendations.

**1017.02 Self-Consolidating Concrete.** The materials, testing, and preparation of aggregate for the "self-consolidating concrete" packaged concrete mixture shall be according to ASTM C 387. The mixture shall be air entrained, it should be uniformly graded, and the coarse aggregate shall be a maximum size of 1/2 in. (12.5 mm). Strength requirements shall be according to ASTM C 387 except that the strength at 28 days shall be at least 4000 psi (27,500 Pa). Slump flow range shall be 22 in. (550 mm) minimum to 28 in. (700 mm) maximum when tested according to AASHTO T 347. The visual stability index shall be a maximum of 1 when tested according to AASHTO T 351. At the option of the manufacturer, either the J-Ring value shall be a maximum of 2 in. (50 mm) when tested according to AASHTO T 347 or the L-Box blocking ratio shall be a minimum of 80 percent when tested according AASHTO T 419. The hardened visual stability index shall be a maximum of 1 when tested according to AASHTO R 81.

The "self -consolidating concrete" packaged concrete mixture shall have a water soluble chloride ion content of less than 0.15 percent by weight of cementitious material when tested according to ASTM C 1218 or AASHTO T 260.

The testing according to ASTM C 387, AASHTO T 347, AASHTO T 351, AASHTO T 419, AASHTO R 81, ASTM C 1218 and AASHTO T 260 shall be performed by an independent lab a minimum of once every 5 years, and the test results shall be provided to the Department. The Department will maintain a qualified product list. Mixing shall be per the manufacturer's recommendations."

Revise Article 1018.01 of the Standard Specifications to read:

**"1018.01 Requirements.** The rapid hardening mortar or concrete shall be according to ASTM C 928 and shall have successfully completed and remain current with the AASHTO Product Eval and Audit Rapid Hardening Concrete Patching Materials (RHCP) testing program. R1, R2, or R3 concrete shall be air entrained, the slump shall be 5-10 in. (125-250 mm), and the coarse aggregate shall be a maximum size of 1/2 in. (12.5 mm). For prestressed concrete applications, the mortar or concrete shall have a water-soluble chloride ion content of less than 0.06 percent by weight of cementitious material when tested according to ASTM C 1218 or AASHTO T 260;

and for non-prestressed concrete applications, the water soluble chloride content shall be less than 0.15 percent by weight of cementitious material. The Department will maintain a qualified product list. Mixing of the mortar or concrete shall be according to the manufacturer's specifications..”

Revise Article 1019.02 of the Standard Specifications to read:

**“1019.02 Materials.** Materials shall be according to the following.

Item	Article/Section
(a) Cement .....	1001
(b) Water .....	1002
(c) Fine Aggregate for Controlled Low-Strength Material (CLSM) .....	1003.06
(d) Fly Ash .....	1010
(e) Ground Granulated Blast Furnace (GGBF) Slag.....	1010
(f) Admixtures (Note 1)	

Note 1. The air-entraining admixture may be in powder or liquid form. The air content produced by the admixture shall be 15-25 percent when incorporated into Mix 2 or an equivalent mixture as determined by the Department and tested according to AASHTO T 121 or AASHTO T 152. The testing according to AASHTO T 121 or AASHTO T 152 shall be performed by an independent lab a minimum of once every five years, and the test results shall be provided to the Department. The Department will maintain a qualified product list.”

Revise the third paragraph of Article 1019.04 of the Standard Specifications to read:

“The Engineer will instruct the Contractor to adjust the proportions of the mix design in the field as needed to meet the design criteria, provide adequate flowability, maintain proper solid suspension, or other criteria established by the Engineer.”

Revise Article 1019.05 of the Standard Specifications to read:

**“1019.05 Department Mix Design.** The Department mix design shall be Mix 1, 2, or 3 and shall be proportioned to yield approximately one cubic yard (cubic meter).

Mix 1	
Cement	50 lb (30 kg)
Fly Ash – Class C or F, and/or GGBF Slag	125 lb (74 kg)
Fine Aggregate – Saturated Surface Dry	2900 lb (1720 kg)
Water	50-65 gal (248-322 L)
Air Content	No air is entrained
Mix 2	
Cement	125 lb (74 kg)

Fine Aggregate – Saturated Surface Dry	2500 lb (1483 kg)
Water	35-50 gal (173-248 L)
Air Content	15-25 %

Mix 3	
Cement	40 lb (24 kg)
Fly Ash – Class C or F, and/or GGBF Slag	125 lb (74 kg)
Fine Aggregate – Saturated Surface Dry	2500 lb (1483 kg)
Water	35-50 gal (179-248 L)
Air Content	15-25 %

Revise Article 1020.04, Table 1, Note (8) of the Standard Specifications to read:

“(8) In addition to the Type III portland cement, 100 lb/cu yd of ground granulated blast-furnace slag and 50 lb/cu yd of microsilica (silica fume) shall be used. For an air temperature greater than 85 °F, the Type III portland cement may be replaced with Type I, IL, or II portland cement.”

Revise Article 1020.04, Table 1 (Metric), Note (8) of the Standard Specifications to read:

“(8) In addition to the Type III portland cement, 60 kg/cu m of ground granulated blast-furnace slag and 30 kg/cu m of microsilica (silica fume) shall be used. For an air temperature greater than 30 °C, the Type III portland cement may be replaced with Type I, IL, or II portland cement.”

Revise Note 9 of Table 1 of Article 1020.04 of the Standard Specifications to read:

“(9) The cement shall be a rapid hardening according to Article 1001.01(d). Minimum or maximum cement factor may be adjusted when approved by the Engineer.”

Revise the second paragraph of Article 1020.05(a) of the Standard Specifications to read:

“For a mix design using a portland-pozzolan cement, portland blast-furnace slag cement, portland-limestone cement, or replacing portland cement with finely divided minerals per Articles 1020.05(c) and 1020.05(d), the Contractor may submit a mix design with a minimum portland cement content less than 400 lbs/cu yd (237 kg/cu m), but not less than 375 lbs/cu yd (222 kg/cu m), if the mix design is shown to have a minimum relative dynamic modulus of elasticity of 80 percent determined according to AASHTO T 161. Testing shall be performed by an independent laboratory accredited by AASHTO re:source for Portland Cement Concrete.”

Revise the first sentence of the first paragraph of Article 1020.05(b) of the Standard Specifications to read:

“Corrosion inhibitors and concrete admixtures shall be according to the qualified product lists.”

Delete the fourth and fifth sentences of the second paragraph of Article 1020.05(b) of the Standard Specifications.

Revise Article 1020.05(b)(5) of the Standard Specifications to read:

“(5) For Class PP-4 concrete, a high range water-reducing admixture, retarder, and/or hydration stabilizer may be used in addition to the air-entraining admixture. The Contractor also has the option to use a water-reducing admixture with the high range water-reducing admixture. An accelerator shall not be used. A mobile portland cement concrete plant shall be used to produce the patching mixture.

For PP-5 concrete, a non-chloride accelerator, high range water-reducing admixture, retarder, hydration stabilizer, and/or air-entraining admixture may be used. The accelerator, high range water-reducing admixture, retarder, hydration stabilizer, and/or air-entraining admixture shall be per the Contractor’s recommendation and dosage. The qualified product list of concrete admixtures shall not apply. A mobile portland cement concrete plant shall be used to produce the patching mixture.”

Revise second paragraph of Article 1020.05(b)(10) of the Standard Specifications to read:

“When calcium nitrite is used, it shall be added at the rate of 4 gal/cu yd (20 L/cu m) and shall be added to the mix immediately after all compatible admixtures have been introduced to the batch. Other corrosion inhibitors shall be added per the manufacturer’s specifications.”

Delete the third paragraph of Article 1020.05(b)(10) of the Standard Specifications.

Revise Article 1020.15(b)(1)c. of the Standard Specifications to read:

“c. The minimum portland cement content in the mixture shall be 375 lbs/cu yd (222 kg/cu m). When the total of organic processing additions, inorganic processing additions, and limestone addition exceed 5.0 percent in the cement, the minimum portland cement content in the mixture shall be 400 lbs/cu yd (237 kg/cu m). For a drilled shaft, foundation, footing, or substructure, the minimum portland cement may be reduced to as low as 330 lbs/cu yd (196 kg/cu m) if the concrete has adequate freeze/thaw durability. The Contractor shall provide freeze/thaw test results according to AASHTO T 161, and the relative dynamic modulus of elasticity of the mix design shall be a minimum of 80 percent. Testing shall be performed by an independent laboratory accredited by AASHTO re:source for Portland Cement Concrete. Freeze/thaw testing will not be required for concrete that will not be exposed to freezing and thawing conditions as determined by the Engineer.”

Revise Article 1021.01 of the Standard Specifications to read:

**“1021.01 General.** Admixtures shall be furnished in liquid or powder form ready for use. The admixtures shall be delivered in the manufacturer's original containers, bulk tank trucks or such containers or tanks as are acceptable to the Engineer. Delivery shall be accompanied by a ticket which clearly identifies the manufacturer, the date of manufacture, and trade name of the material. Containers shall be readily identifiable as to manufacturer, the date of manufacture, and trade name of the material they contain.

Concrete admixtures shall be on one of the Department's qualified product lists. Unless otherwise noted, admixtures shall have successfully completed and remain current with the AASHTO Product Eval and Audit Concrete Admixture (CADD) testing program. For admixture submittals to the Department; the product brand name, manufacturer name, admixture type or types, an electronic link to the product's technical data sheet, and the NTPEP testing number which contains an electronic link to all test data shall be provided. In addition, a letter shall be submitted certifying that no changes have been made in the formulation of the material since the most current round of tests conducted by AASHTO Product Eval and Audit. After 28 days of testing by AASHTO Product Eval and Audit, air-entraining admixtures may be provisionally approved and used on Departmental projects. For all other admixtures, unless otherwise noted, the time period after which provisionally approved status may be earned is 6 months.

The manufacturer shall include the following in the submittal to the AASHTO Product Eval and Audit CADD testing program: the manufacturing range for specific gravity, the midpoint and manufacturing range for residue by oven drying, and manufacturing range of pH. The submittal shall also include an infrared spectrophotometer trace no more than five years old.

For air-entraining admixtures according to Article 1021.02, the specific gravity allowable manufacturing range established by the manufacturer shall be according to AASHTO M 194. For residue by oven drying and pH, the allowable manufacturing range and test methods shall be according to AASHTO M 194.

For admixtures according to Articles 1021.03, 1021.04, 1021.05, 1021.06, 1021.07, and 1021.08, the pH allowable manufacturing range established by the manufacturer shall be according to ASTM E 70. For specific gravity and residue by oven drying, the allowable manufacturing range and test methods shall be according to AASHTO M 194.

All admixtures, except chloride-based accelerators, shall contain a maximum of 0.3 percent chloride by weight (mass) as determined by an appropriate test method. To verify the test result, the Department will use Illinois Modified AASHTO T 260, Procedure A, Method 1.

Prior to final approval of an admixture, the Engineer reserves the right to request a sample for testing. The test and reference concrete mixtures tested by the Engineer will contain a cement content of 5.65 cwt/cu yd (335 kg/cu m). For freeze-thaw testing, the Department will perform the test according to Illinois Modified AASHTO T 161. The flexural strength test will be performed according to AASHTO T 177. If the Engineer decides to test the admixture, the manufacturer shall submit AASHTO T 197 water content and set time test results on the standard cement used by the Department. The manufacturer may select their lab or an independent lab to perform this testing. The laboratory is not required to be accredited by AASHTO.

Random field samples may be taken by the Department to verify an admixture meets specification. A split sample will be provided to the manufacturer if requested. Admixtures that do not meet specification requirements or an allowable manufacturing range established by the manufacturer shall be replaced with new material.”

Revise Article 1021.03 of the Standard Specifications to read:

**“1021.03 Retarding and Water-Reducing Admixtures.** The admixture shall be according to the following.

- (a) Retarding admixtures shall be according to AASHTO M 194, Type B (retarding) or Type D (water-reducing and retarding).
- (b) Water-reducing admixtures shall be according to AASHTO M 194, Type A.
- (c) High range water-reducing admixtures shall be according to AASHTO M 194, Type F (high range water-reducing) or Type G (high range water-reducing and retarding).”

Revise Article 1021.05 of the Standard Specifications to read:

**“1021.05 Self-Consolidating Admixtures.** Self-consolidating admixture systems shall consist of either a high range water-reducing admixture only or a high range water-reducing admixture combined with a separate viscosity modifying admixture. The one or two component admixture system shall be capable of producing a concrete that can flow around reinforcement and consolidate under its own weight without additional effort and without segregation.

High range water-reducing admixtures shall be according to AASHTO M 194, Type F.

Viscosity modifying admixtures shall be according to AASHTO M 194, Type S (specific performance).”

Revise Article 1021.06 of the Standard Specifications to read:

**“1021.06 Rheology-Controlling Admixture.** Rheology-controlling admixtures shall be capable of producing a concrete mixture with a lower yield stress that will consolidate easier for slipform applications used by the Contractor. Rheology-controlling admixtures shall be according to AASHTO M 194, Type S (specific performance).”

Revise Article 1021.07 of the Standard Specifications to read:

**“1021.07 Corrosion Inhibitor.** The corrosion inhibitor shall be according to one of the following.

- (a) Calcium Nitrite. Corrosion inhibitors shall contain a minimum 30 percent calcium nitrite by weight (mass) of solution and shall comply with either the requirements of AASHTO

M 194, Type C (accelerating) or the requirements of ASTM C 1582. The corrosion inhibiting performance requirements of ASTM C 1582 shall not apply.

(b) Other Materials. The corrosion inhibitor shall be according to ASTM C 1582.

For submittals requiring testing according to ASTM M 194, Type C (accelerating), the admixture shall meet the requirements of the AASHTO Product Eval and Audit CADD testing program according to Article 1021.01.

For submittals requiring testing according to ASTM C 1582, a report prepared by an independent laboratory accredited by AASHTO re:source for portland cement concrete shall be provided. The report shall show the results of physical tests conducted no more than five years prior to the time of submittal, according to applicable specifications. However, ASTM G 109 test information specified in ASTM C 1582 is not required to be from an independent accredited lab. All other information in ASTM C 1582 shall be from an independent accredited lab. Test data and other information required to be submitted to AASHTO Product Eval and Audit according to Article 1021.01, shall instead be submitted directly to the Department.”

Add Article 1021.08 of the Standard Specifications as follows:

**“1021.08 Other Specific Performance Admixtures.** Other specific performance admixtures shall, at a minimum, be according to AASHTO M 194, Type S (specific performance). The Department also reserves the right to require other testing, as determined by the Engineer, to show evidence of specific performance characteristics.

Initial testing according to AASHTO M 194 may be conducted under the AASHTO Product Eval and Audit CADD testing program according to Article 1021.01, or by an independent laboratory accredited by AASHTO re:source for Portland Cement Concrete. In either case, test data and other information required to be submitted to AASHTO Product Eval and Audit according to Article 1021.01, shall also be submitted directly to the Department. The independent accredited lab report shall show the results of physical tests conducted no more than five years prior to the time of submittal, according to applicable specifications.”

Add Article 1021.09 of the Standard Specifications as follows:

**“1021.09 Latex Admixtures.** The latex admixture shall be a uniform, homogeneous, non-toxic, film-forming, polymeric emulsion in water to which all stabilizers have been added at the point of manufacture. The latex admixture shall not contain any chlorides and shall contain 46-49 percent solids.

In lieu of meeting the requirements of Article 1021.01, the Contractor shall submit a manufacturer's certification that the latex emulsion meets the requirements of FHWA Research Report RD-78-35, Chapter VI. The certificate shall include the date of manufacture of the latex admixture, batch or lot number, quantity represented, manufacturer's name, and the location of the manufacturing plant. The latex emulsion shall be sampled and tested in accordance with RD-78-35, Chapter VII, Certification Program.

The latex admixture shall be packaged and stored in containers and storage facilities which will protect the material from freezing and from temperatures above 85°F (30°C). Additionally, the material shall not be stored in direct sunlight and shall be shaded when stored outside of buildings during moderate temperatures.”

Revise Article 1024.01 of the Standard Specifications to read:

**“1024.01 Requirements for Grout.** The grout shall be proportioned by dry volume, thoroughly mixed, and shall have a minimum temperature of 50 °F (10 °C). Water shall not exceed the minimum needed for placement and finishing.

Materials for the grout shall be according to the following.

Item	Article/Section
(a) Cement .....	1001
(b) Water .....	1002
(c) Fine Aggregate .....	1003.02
(d) Fly Ash .....	1010
(e) Ground Granulated Blast Furnace (GGBF) Slag.....	1010
(f) Concrete Admixtures .....	1021”

Revise Note 1 of Article 1024.02 of the Standard Specifications to read:

“Note 1. Nonshrink grout shall be according to ASTM C 1107.

For prestressed concrete applications, the nonshrink grout shall have a water soluble chloride ion content of less than 0.06 percent by weight of cementitious material when tested according to ASTM C 1218 or AASHTO T 260; and for non-prestressed concrete applications, the water soluble chloride ion content shall be less than 0.15 percent by weight of cementitious material. The testing according to ASTM 1107, and either ASTM C 1218 or AASHTO T 260 shall be performed by an independent lab a minimum of once every five years, and the test results shall be provided to the Department. The Department will maintain a qualified product list. Mixing of the nonshrink grout shall be according to the manufacturer’s specifications.”

Revise Article 1029.02 of the Standard Specifications to read:

**“1029.02 Materials.** Materials shall be according to the following.

Item	Article/Section
(a) Cement.....	1001
(b) Fly Ash .....	1010
(c) Ground Granulated Blast Furnace (GGBF) Slag .....	1010
(d) Water.....	1002
(e) Fine Aggregate.....	1003
(f) Concrete Admixtures .....	1021



(g) Foaming Agent (Note 1)

Note 1. The manufacturer shall submit infrared spectrophotometer trace and test results indicating the foaming agent meets the requirements of ASTM C 869 in order to be on the Department's qualified product list. Submitted data/results shall not be more than five years old."

Revise the second paragraph of Article 1103.03(a)(4) the Standard Specifications to read:

"The dispenser system shall provide a visual indication that the liquid admixture is actually entering the batch, such as via a transparent or translucent section of tubing or by independent check with an integrated secondary metering device. If approved by the Engineer, an alternate indicator may be used for admixtures dosed at rates of 25 oz/cwt (1630 mL/100 kg) or greater, such as accelerating admixtures, corrosion inhibitors, and viscosity modifying admixtures."

Revise Article 1103.04 of the Standard Specifications to read:

**"1103.04 Mobile Portland Cement Concrete Plants.** The mobile concrete plant shall be according to AASHTO M 241 and the Bureau of Materials Policy Memorandum "Approval of Volumetric Mobile Mixers for Concrete". The mixer shall be capable of carrying sufficient unmixed materials to produce not less than 6 cu yd (4.6 cu m) of concrete."

Revise the first two sections of Check Sheet #11 "Subsealing of Concrete Pavements" of the Recurring Special Provisions to read:

"Description. This work shall consist of filling voids beneath rigid and composite pavements with cement grout.

Materials. Materials shall be according to the following Articles/Sections of the Standard Specifications:

Item	Article/Section
(a) Cement .....	1001
(b) Water .....	1002
(c) Fly Ash .....	1010
(d) Ground Granulated Blast Furnace (GGBF) Slag.....	1010
(e) Admixtures .....	1021
(f) Packaged Rapid Hardening Mortar or Concrete .....	1018"

Revise the Materials section of Check Sheet #28 "Portland Cement Concrete Inlay or Overlay" of the Recurring Special Provisions to read:

"Materials. Materials shall be according to the following Articles/Sections of the Standard Specifications.

Item	Article/Section
(a) Portland Cement Concrete (Note 1) .....	1020
(b) Fibers for Concrete.....	1014
(c) Protective Coat.....	1023.01

Note 1. Class PV concrete shall be used, except the cement factor for central mixed concrete shall be 6.05 cwt/cu yd (360 kg/cu m). A cement factor reduction according to Article 1020.05(b)(8) of the Standard Specifications will be permitted. CA 5 shall not be used and CA 7 may only be used for overlays that are a minimum of 4.5 in. (113 mm) thick. The Class PV concrete shall have a minimum flexural strength of 550 psi (3800 kPa) or a minimum compressive strength of 3000 psi (20,700 kPa) at 14 days.”

80460

## **COMPENSABLE DELAY COSTS (BDE)**

Effective: June 2, 2017

Revised: April 1, 2019

Revise Article 107.40(b) of the Standard Specifications to read:

“(b) Compensation. Compensation will not be allowed for delays, inconveniences, or damages sustained by the Contractor from conflicts with facilities not meeting the above definition; or if a conflict with a utility in an unanticipated location does not cause a shutdown of the work or a documentable reduction in the rate of progress exceeding the limits set herein. The provisions of Article 104.03 notwithstanding, compensation for delays caused by a utility in an unanticipated location will be paid according to the provisions of this Article governing minor and major delays or reduced rate of production which are defined as follows.

- (1) Minor Delay. A minor delay occurs when the work in conflict with the utility in an unanticipated location is completely stopped for more than two hours, but not to exceed two weeks.
- (2) Major Delay. A major delay occurs when the work in conflict with the utility in an unanticipated location is completely stopped for more than two weeks.
- (3) Reduced Rate of Production Delay. A reduced rate of production delay occurs when the rate of production on the work in conflict with the utility in an unanticipated location decreases by more than 25 percent and lasts longer than seven calendar days.”

Revise Article 107.40(c) of the Standard Specifications to read:

“(c) Payment. Payment for Minor, Major, and Reduced Rate of Production Delays will be made as follows.

- (1) Minor Delay. Labor idled which cannot be used on other work will be paid for according to Article 109.04(b)(1) and (2) for the time between start of the delay and the minimum remaining hours in the work shift required by the prevailing practice in the area.

Equipment idled which cannot be used on other work, and which is authorized to standby on the project site by the Engineer, will be paid for according to Article 109.04(b)(4).

- (2) Major Delay. Labor will be the same as for a minor delay.

Equipment will be the same as for a minor delay, except Contractor-owned equipment will be limited to two weeks plus the cost of move-out to either the

Contractor's yard or another job and the cost to re-mobilize, whichever is less. Rental equipment may be paid for longer than two weeks provided the Contractor presents adequate support to the Department (including lease agreement) to show retaining equipment on the job is the most economical course to follow and in the public interest.

- (3) Reduced Rate of Production Delay. The Contractor will be compensated for the reduced productivity for labor and equipment time in excess of the 25 percent threshold for that portion of the delay in excess of seven calendar days. Determination of compensation will be in accordance with Article 104.02, except labor and material additives will not be permitted.

Payment for escalated material costs, escalated labor costs, extended project overhead, and extended traffic control will be determined according to Article 109.13."

Revise Article 108.04(b) of the Standard Specifications to read:

"(b) No working day will be charged under the following conditions.

- (1) When adverse weather prevents work on the controlling item.
- (2) When job conditions due to recent weather prevent work on the controlling item.
- (3) When conduct or lack of conduct by the Department or its consultants, representatives, officers, agents, or employees; delay by the Department in making the site available; or delay in furnishing any items required to be furnished to the Contractor by the Department prevents work on the controlling item.
- (4) When delays caused by utility or railroad adjustments prevent work on the controlling item.
- (5) When strikes, lock-outs, extraordinary delays in transportation, or inability to procure critical materials prevent work on the controlling item, as long as these delays are not due to any fault of the Contractor.
- (6) When any condition over which the Contractor has no control prevents work on the controlling item."

Revise Article 109.09(f) of the Standard Specifications to read:

- "(f) Basis of Payment. After resolution of a claim in favor of the Contractor, any adjustment in time required for the work will be made according to Section 108. Any adjustment in the costs to be paid will be made for direct labor, direct materials, direct equipment, direct jobsite overhead, direct offsite overhead, and other direct costs allowed by the resolution. Adjustments in costs will not be made for interest charges, loss of anticipated profit, undocumented loss of efficiency, home office overhead and unabsorbed overhead

other than as allowed by Article 109.13, lost opportunity, preparation of claim expenses and other consequential indirect costs regardless of method of calculation.

The above Basis of Payment is an essential element of the contract and the claim cost recovery of the Contractor shall be so limited.”

Add the following to Section 109 of the Standard Specifications.

**“109.13 Payment for Contract Delay.** Compensation for escalated material costs, escalated labor costs, extended project overhead, and extended traffic control will be allowed when such costs result from a delay meeting the criteria in the following table.

Contract Type	Cause of Delay	Length of Delay
Working Days	Article 108.04(b)(3) or Article 108.04(b)(4)	No working days have been charged for two consecutive weeks.
Completion Date	Article 108.08(b)(1) or Article 108.08(b)(7)	The Contractor has been granted a minimum two week extension of contract time, according to Article 108.08.

Payment for each of the various costs will be according to the following.

- (a) Escalated Material and/or Labor Costs. When the delay causes work, which would have otherwise been completed, to be done after material and/or labor costs have increased, such increases will be paid. Payment for escalated material costs will be limited to the increased costs substantiated by documentation furnished by the Contractor. Payment for escalated labor costs will be limited to those items in Article 109.04(b)(1) and (2), except the 35 percent and 10 percent additives will not be permitted.
- (b) Extended Project Overhead. For the duration of the delay, payment for extended project overhead will be paid as follows.
  - (1) Direct Jobsite and Offsite Overhead. Payment for documented direct jobsite overhead and documented direct offsite overhead, including onsite supervisory and administrative personnel, will be allowed according to the following table.

Original Contract Amount	Supervisory and Administrative Personnel
Up to \$5,000,000	One Project Superintendent
Over \$ 5,000,000 - up to \$25,000,000	One Project Manager, One Project Superintendent or Engineer, and One Clerk
Over \$25,000,000 - up to \$50,000,000	One Project Manager, One Project Superintendent, One Engineer, and

	One Clerk
Over \$50,000,000	One Project Manager, Two Project Superintendents, One Engineer, and One Clerk

(2) Home Office and Unabsorbed Overhead. Payment for home office and unabsorbed overhead will be calculated as 8 percent of the total delay cost.

(c) Extended Traffic Control. Traffic control required for an extended period of time due to the delay will be paid for according to Article 109.04.

When an extended traffic control adjustment is paid under this provision, an adjusted unit price as provided for in Article 701.20(a) for increase or decrease in the value of work by more than ten percent will not be paid.

Upon payment for a contract delay under this provision, the Contractor shall assign subrogation rights to the Department for the Department's efforts of recovery from any other party for monies paid by the Department as a result of any claim under this provision. The Contractor shall fully cooperate with the Department in its efforts to recover from another party any money paid to the Contractor for delay damages under this provision."

80384

## CONSTRUCTION AIR QUALITY – DIESEL RETROFIT (BDE)

Effective: June 1, 2010

Revised: January 1, 2025

The reduction of emissions of particulate matter (PM) for off-road equipment shall be accomplished by installing retrofit emission control devices. The term “equipment” refers to diesel fuel powered devices rated at 50 hp and above, to be used on the jobsite in excess of seven calendar days over the course of the construction period on the jobsite (including rental equipment).

Contractor and subcontractor diesel powered off-road equipment assigned to the contract shall be retrofitted according to the table below.

Horsepower Range	Model Year and Older
50-99	2003
100-299	2002
300-599	2000
600-749	2001
750 and up	2005

The retrofit emission control devices shall achieve a minimum PM emission reduction of 50 percent and shall be:

- a) Included on the U.S. Environmental Protection Agency (USEPA) *Verified Retrofit Technology List* (<https://www.epa.gov/verified-diesel-tech/verified-technologies-list-clean-diesel>), or verified by the California Air Resources Board (CARB) (<http://www.arb.ca.gov/diesel/verdev/vt/cvt.htm>); or
- b) Retrofitted with a non-verified diesel retrofit emission control device if verified retrofit emission control devices are not available for equipment proposed to be used on the project, and if the Contractor has obtained a performance certification from the retrofit device manufacturer that the emission control device provides a minimum PM emission reduction of 50 percent.

Note: Large cranes (Crawler mounted cranes) which are responsible for critical lift operations are exempt from installing retrofit emission control devices if such devices adversely affect equipment operation.

Diesel powered off-road equipment with engine ratings of 50 hp and above, which are unable to be retrofitted with verified emission control devices or if performance certifications are not available which will achieve a minimum 50 percent PM reduction, may be granted a waiver by the Department if documentation is provided showing good faith efforts were made by the Contractor to retrofit the equipment.

Construction shall not proceed until the Contractor submits a certified list of the diesel powered off-road equipment that will be used, and as necessary, retrofitted with emission control devices. The list(s) shall include (1) the equipment number, type, make, Contractor/rental company name; and (2) the emission control devices make, model, USEPA or CARB verification number, or performance certification from the retrofit device manufacturer. Equipment reported as fitted with emissions control devices shall be made available to the Engineer for visual inspection of the device installation, prior to being used on the jobsite.

The Contractor shall submit an updated list of retrofitted off-road construction equipment as retrofitted equipment changes or comes on to the jobsite. The addition or deletion of any diesel powered equipment shall be included on the updated list.

If any diesel powered off-road equipment is found to be in non-compliance with any portion of this special provision, the Engineer will issue the Contractor a diesel retrofit deficiency deduction.

Any costs associated with retrofitting any diesel powered off-road equipment with emission control devices shall be considered as included in the contract unit prices bid for the various items of work involved and no additional compensation will be allowed. The Contractor's compliance with this notice and any associated regulations shall not be grounds for a claim.

### **Diesel Retrofit Deficiency Deduction**

When the Engineer determines that a diesel retrofit deficiency exists, a daily monetary deduction will be imposed for each calendar day or fraction thereof the deficiency continues to exist. The calendar day(s) will begin when the time period for correction is exceeded and end with the Engineer's written acceptance of the correction. The daily monetary deduction will be \$1,000.00 for each deficiency identified.

The deficiency will be based on lack of diesel retrofit emissions control.

If a Contractor accumulates three diesel retrofit deficiency deductions for the same piece of equipment in a contract period, the Contractor will be shutdown until the deficiency is corrected. Such a shutdown will not be grounds for any extension of the contract time, waiver of penalties, or be grounds for any claim.

80261



## EROSION CONTROL BLANKET (BDE)

Effective: August 1, 2025

Revise Article 251.02 of the Standard Specifications to read:

**“251.02 Materials.** Materials shall be according to the following.

Item	Article/Section
(a) Compost .....	1081.05(b)
(b) Mulch .....	1081.06(a)
(c) Chemical Mulch Binder .....	1081.06(a)(3)
(d) Chemical Compost Binder .....	1081.06(a)(4)
(e) Erosion Control Blanket .....	1081.10(a)
(f) Wildlife Friendly Erosion Control Blanket .....	1081.10(b)
(g) Wire Staples .....	1081.10(c)
(h) Wood Stakes .....	1081.10(d)
(i) Turf Reinforcement Mat .....	1081.10(e)”

Revise the first and second sentences of Article 251.04 of the Standard Specifications to read:

**“251.04 Erosion Control Blanket.** All erosion control blanket materials shall be placed on the areas specified within 24 hours of seed placement.”

Revise the second paragraph of Article 251.04 of the Standard Specifications to read:

“After the area has been properly shaped, fertilized (when applicable), and seeded, the blanket shall be laid out flat, evenly, and smoothly, without stretching the material. The erosion control blanket shall be placed according to the manufacture’s recommendations.”

Revise the second sentence of Article 251.06(b) of the Standard Specifications to read:

“Erosion control blanket, wildlife friendly erosion control blanket, and turf reinforcement mat will be measured for payment in square yards (square meters).”

Revise Article 251.07 of the Standard Specifications to read:

**“251.07 Basis of Payment.** This work will be paid for at the contract unit price per acre (hectare) for MULCH, of the method specified; and at the contract unit price per square yard (square meter) for EROSION CONTROL BLANKET, WILDLIFE FRIENDLY EROSION CONTROL BLANKET, or TURF REINFORCEMENT MAT.”

Revise first sentence of Article 280.04(h) of the Standard Specifications to read:

“This system consists of temporarily installing erosion control blanket or wildlife friendly erosion control blanket over areas that are to be reworked during a later construction phase.”

Revise Article 280.08(g) of the Standard Specifications to read:

“(g) Temporary Erosion Control Blanket. Temporary erosion control blanket will be paid for at the contract unit price per square yard (square meter) for TEMPORARY EROSION CONTROL BLANKET or TEMPORARY WILDLIFE FRIENDLY EROSION CONTROL BLANKET.

The work of removing, storing, and reinstalling the blanket over areas to be reworked more than once will not be paid for separately but shall be included in the cost of the temporary erosion control blanket or temporary wildlife friendly erosion control blanket.”

Revise Article 1081.10 of the Standard Specifications to read:

“**1081.10 Erosion Control Blankets.** The manufacturer shall furnish a certificate with each shipment stating the amount of product furnished and that the material complies with these requirements.

(a) Erosion Control Blanket. Erosion control blanket shall be covered on top and bottom, also known as double net, with a 100 percent biodegradable woven, natural fiber or jute net meeting the following.

Material	Minimum Value
Excelsior	80%
Straw	100%
Coconut or Coir	100% Coconut or Coir
Straw/Coconut or Coir	70% Straw / 30% Coconut or Coir

(b) Wildlife Friendly Erosion Control Blanket. Wildlife friendly erosion control blanket shall be according to Article 1081.10(a) except the netting shall be loose weave, also known as leno weave or gauze weave, with a moveable joint.

(c) Wire Staples. Staples shall be made from No. 11 gauge or heavier uncoated black carbon steel wire, a minimum of 1 in. (25 mm) wide at the top and a minimum overall length of 8 in. (200 mm).

(d) Wood Stakes. Hardwood blanket anchors shall be nominally 7 in. (180 mm) long from neck of hook to tip of anchor. The anchor shall have a minimum 1/2 in. (13 mm) curving hook to hold the blanket in place.

(e) Turf Reinforcement Mat (TRM). The TRM shall be comprised of non-degradable, ultraviolet stabilized synthetic fibers, filaments, netting, and/or wire mesh processed into

a three-dimensional reinforced mat. The mats may include degradable material to assist with vegetation establishment. Soil filled mats will not be allowed.

The TRM shall meet the following physical and performance properties:

Property	Value	Test Method
Tensile Strength, lb/ft (kN/m)	150 (2.19) min.	ASTM D 6818
UV Stability, (% Tensile Retained)	80 min.	ASTM D 4355 (1000 Hour Exposure)
Resiliency, (% Thickness Retained)	80 min.	ASTM D 6524
Allowable Shear Stress, lb/sq ft (Pa) <sup>1/</sup>	8 (384)	ECTC approved test method and independent laboratory

1/ Minimum shear stress the TRM (fully vegetated) can sustain without physical damage or excess erosion (> 1/2 in. (13 mm) soil loss) during a 30 minute flow event in large scale testing.

For TRMs containing degradable components, all property values shall be obtained on the non-degradable portion of the matting alone.”

80467

## **HOT-MIX ASPHALT (BDE)**

Effective: January 1, 2024

Revised: January 1, 2026

Add the following to the end of Article 406.06(c) of the Standard Specifications:

“The amount of HMA binder course placed shall be limited to that which can be surfaced during the same construction season.”

Revise the fifteenth through eighteenth paragraphs of Article 406.14 of the Standard Specifications to read:

“The mixture used in constructing acceptable HMA test strips will be paid for at the contract unit price. Unacceptable HMA test strips shall be removed and replaced at no additional cost to the Department.”

Revise the first and second paragraphs of Articles 1030.06(c)(2) of the Standard Specifications to read:

“(2) Personnel. The Contractor shall provide a QC Manager who shall have overall responsibility and authority for quality control. This individual shall maintain active certification as a Hot-Mix Asphalt Level II technician.

In addition to the QC Manager, the Contractor shall provide sufficient personnel to perform the required visual inspections, sampling, testing, and documentation in a timely manner. Mix designs shall be developed by personnel with an active certification as a Hot-Mix Asphalt Level III technician. Technicians performing mix design testing and plant sampling/testing shall maintain active certification as a Hot-Mix Asphalt Level I technician. The Contractor may provide a technician trainee who has successfully completed the Department's “Hot-Mix Asphalt Trainee Course” to assist in the activities completed by a Hot-Mix Asphalt Level I technician for a period of one year after the course completion date. The Contractor may also provide a Gradation Technician who has successfully completed the Department's "Gradation Technician Course" to run gradation tests only under the supervision of a Hot-Mix Asphalt Level II Technician. The Contractor shall provide a Hot-Mix Asphalt Density Tester who has successfully completed the Department's "Nuclear Density Testing" course to run all nuclear density tests on the job site.”

Add Article 1030.06(d)(3) to the Standard Specifications as follows:

“(3) The Contractor shall take possession of any Department HMA mixture samples or density specimens upon notification by the Engineer. The Contractor shall collect the HMA mixture samples or density specimens from the location designated by the Engineer and may add these materials to RAP stockpiles according to Section 1031.”

Revise the second paragraph of Articles 1030.07(a)(11) and 1030.08(a)(9) of the Standard Specifications to read:

“When establishing the target density, the HMA maximum theoretical specific gravity ( $G_{mm}$ ) will be based on the running average of four available Department test results for that project. If less than four  $G_{mm}$  test results are available, an average of all available Department test results for that project will be used. The initial  $G_{mm}$  will be the last available Department test result from a QMP project. If there is no available Department test result from a QMP project, the Department mix design verification test result will be used as the initial  $G_{mm}$ .”

Revise the Quality Control Limits table in Article 1030.09(c) to read:

“CONTROL LIMITS						
Parameter	IL-19.0, IL-9.5, IL-9.5FG, IL-19.0L, IL-9.5L		SMA-12.5, SMA-9.5		IL-4.75	
	Individual Test	Moving Avg. of 4	Individual Test	Moving Avg. of 4	Individual Test	Moving Avg. of 4
% Passing: <sup>1/</sup>						
1/2 in. (12.5 mm)	± 6 %	± 4 %	± 6 %	± 4 %		
3/8 in. (9.5mm)			± 4 %	± 3 %		
# 4 (4.75 mm)	± 5 %	± 4 %	± 5 %	± 4 %		
# 8 (2.36 mm)	± 5 %	± 3 %	± 4 %	± 2 %		
# 16 (1.18 mm)			± 4 %	± 2 %	± 4 %	± 3 %
# 30 (600 µm)	± 4 %	± 2.5 %	± 4 %	± 2.5 %		
Total Dust Content # 200 (75 µm)	± 1.5 %	± 1.0 %			± 1.5 %	± 1.0 %
Asphalt Binder Content	± 0.3 %	± 0.2 %	± 0.2 %	± 0.1 %	± 0.3 %	± 0.2 %
Air Voids <sup>2/</sup>	± 1.2 %	± 1.0 %	± 1.2 %	± 1.0 %	± 1.2 %	± 1.0 %
Field VMA <sup>3/</sup>	-0.7 %	-0.5 %	-0.7 %	-0.5 %	-0.7 %	-0.5 %

1/ Based on washed ignition oven or solvent extraction gradation.

2/ The air voids target value shall be 3.2 to 4.8 percent.

3/ Allowable limit below minimum design VMA requirement.”

Revise Article 1030.09(g)(2) of the Standard Specifications to read:

“(2) The Contractor shall complete split verification sample tests listed in the Limits of Precision table in Article 1030.09(h)(1).”

In the Supplemental Specifications, replace the revision for the end of the third paragraph of Article 1030.09(h)(2) with the following:

“When establishing the target density, the HMA maximum theoretical specific gravity ( $G_{mm}$ ) will be the Department mix design verification test result.”

Replace the last sentence of the fourth paragraph of Article 1030.10 of the Standard Specifications with the following:

“The mixture test results shall meet the requirements of Article 1030.05(d), except tensile strength and TSR testing will only be conducted on the first use of a mix design for the year and Hamburg wheel tests will only be conducted on High ESAL mixtures. To be considered acceptable to remain in place, the Department’s mixture test results shall meet the acceptable limits stated in Article 1030.09(i)(1). In addition, no visible pavement distress such as, but not limited to, segregation, excessive coarse aggregate fracturing outside of growth curves, excessive dust balls, or flushing shall be present as determined by the Engineer.”

Revise the tenth paragraph of Article 1030.10 of the Standard Specifications to read:

“Production is not required to stop after a test strip has been constructed.”

Replace the eleventh paragraph of Article 1030.10 of the Standard Specifications with the following:

“If an initial Hamburg wheel or I-FIT test fails to meet the requirements of Article 1030.05(d), the Department will verify the results by testing the retained gyratory cylinders. Upon notification by the Engineer of a Hamburg wheel or I-FIT test failure on the retained gyratory cylinders, the Contractor shall substitute an approved mix design, submit a new mix design for mix verification testing according to Article 1030.05(d), or pave 250 tons with or without an adjustment and resample for Department Hamburg wheel and I-FIT testing as directed by the Engineer. Paving may continue as long as all other mixture criteria is being met. If Hamburg wheel or I-FIT tests on the resampled HMA fail, production of the affected mixture shall cease and the Contractor shall substitute an approved mix design or submit a new mix design for mix verification testing according to Article 1030.05(d).”

80456

## **LONGITUDINAL TINING (BDE)**

Effective: January 1, 2026

Revise the first three paragraphs of Article 420.09(e)(1) of the Standard Specifications to read:

- “(1) Type A. Type A final finish shall be obtained by the use of a carpet drag composed of an artificial turf followed immediately by a mechanically operated metal comb longitudinal tining device.

The artificial turf shall be made of molded polyethylene with synthetic turf blades approximately 0.85 in. (20 mm) long and contain approximately 7,200 individual blades per 1 sq ft (0.1 sq m). The artificial turf shall be attached to a device that will permit control of the time and rate of texturing. The artificial turf carpet shall be full pavement width and of sufficient size that during the finishing operation, approximately 2 ft (600 mm) of carpet in the direction of drag (i.e., parallel to the pavement centerline) will be in contact with the pavement surface over the entire pavement width. The drag shall be operated in a longitudinal direction to produce a uniform appearing finish. If necessary for maintaining contact with the pavement surface, the carpet may be weighted.

The metal comb shall consist of a single line of tempered spring steel tines uniformly spaced at 3/4 in. (19 mm). The tines shall be flat and of a size and stiffness sufficient to produce a groove of the specified dimensions in the plastic concrete without tearing of the pavement surface. The mechanically operated metal comb shall be either an exclusive piece of equipment which is mechanically self-propelled or shall be combined with the curing equipment. The artificial turf carpet drag may be attached to this piece of equipment provided a surface texture is produced satisfactory to the Engineer. The tining device shall be operated to produce a pattern of grooves, 1/8 to 3/16 in. (3 to 5 mm) deep and 1/10 to 1/8 in. (2.5 to 3 mm) wide along the pavement in a single pass. The tining shall be operated parallel to the longitudinal joint or edge of pavement and shall not deviate more than 1 in. (25 mm) in 25 ft (8 m). Tining shall be withheld 1 to 1 1/2 in. (25 to 38 mm) from a longitudinal joint or pavement edge.

Hand tining or tining with a mechanically operated comb combined with the curing equipment specified in Article 1101.09 will be permitted where the specifications permit hand finishing or screeds, one lane construction up to 16 ft (5 m) wide, gaps, projects with a net length of 1/2 mile (800 m) or less, and where the production rate on any paving day will be less than 1,500 cu yd (1200 cu m) per day. A foot bridge shall be provided for the hand tining operation for all pavement over 12 ft (3.6 m) wide, unless it can be demonstrated that an alternate texturing operation produces satisfactory results.”

80477

## **PAVEMENT MARKING (BDE)**

Effective: April 1, 2025

Revised: November 1, 2025

Revise the fourth sentence of the fourth paragraph of Article 780.05 of the Standard Specifications to read:

“Grooves for letters and symbols shall be cut in a rectangular shape or in the shape of the proposed marking so the entire marking will fit within the limits of the grooved area.”

Revise the last sentence of the third paragraph of Article 780.08 of the Standard Specifications to read:

“The Contractor shall install the preformed plastic pavement markings according to the manufacturer’s recommendations.”

Revise the second sentence of the first paragraph of Article 780.13 of the Standard Specifications to read:

“In addition, thermoplastic, preformed plastic, epoxy, preformed thermoplastic, polyurea, and modified urethane pavement markings will be inspected following a winter performance period that extends from November 15 to April 1 of the next year.”

80464



## **PAVEMENT PATCHING (BDE)**

Effective: August 1, 2025

Revise the first sentence of the last paragraph of Article 442.06(a)(2) of the Standard Specifications to read:

“Type IV patches shall be reinforced with welded wire reinforcement according to the details shown on the plans.”

Revise Article 442.06(a)(3) of the Standard Specifications to read:

“(3) Class C Patching. Patches adjacent to a new lane of pavement, new portland cement concrete shoulder, or new curb and gutter of more than 20 ft (6 m) in length shall be tied with No. 6 (No. 19) tie bars, 24 in. (600 mm) long, embedded 8 in. (200 mm) at 36 in. (900 mm) centers according to Article 420.05(b).

When the patched pavement is not to be resurfaced, transverse contraction joints shall be formed on 15 ft (4.5 m) to 20 ft (6 m) centers by sawing in all patches that are more than 20 ft (6 m) in length. They shall be placed in line with joints or cracks in the existing slab whenever possible.”

Revise the eighth paragraph of Article 442.11 of the Standard Specifications to read:

“Pavement tie bars for patches will be paid for at the contract unit price per each for TIE BARS, of the diameter specified.”

80468

## PERFORMANCE GRADED ASPHALT BINDER (BDE)

Effective: January 1, 2023

Revise Article 1032.05 of the Standard Specifications to read:

**“1032.05 Performance Graded Asphalt Binder.** These materials will be accepted according to the Bureau of Materials Policy Memorandum, “Performance Graded Asphalt Binder Qualification Procedure.” The Department will maintain a qualified producer list. These materials shall be free from water and shall not foam when heated to any temperature below the actual flash point. Air blown asphalt, recycle engine oil bottoms (ReOB), and polyphosphoric acid (PPA) modification shall not be used.

When requested, producers shall provide the Engineer with viscosity/temperature relationships for the performance graded asphalt binders delivered and incorporated in the work.

- (a) Performance Graded (PG) Asphalt Binder. The asphalt binder shall meet the requirements of AASHTO M 320, Table 1 “Standard Specification for Performance Graded Asphalt Binder” for the grade shown on the plans and the following.

Test	Parameter
Small Strain Parameter (AASHTO PP 113) BBR, $\Delta T_c$ , 40 hrs PAV (40 hrs continuous or 2 PAV at 20 hrs)	-5 °C min.

- (b) Modified Performance Graded (PG) Asphalt Binder. The asphalt binder shall meet the requirements of AASHTO M 320, Table 1 “Standard Specification for Performance Graded Asphalt Binder” for the grade shown on the plans.

Asphalt binder modification shall be performed at the source, as defined in the Bureau of Materials Policy Memorandum, “Performance Graded Asphalt Binder Qualification Procedure.”

Modified asphalt binder shall be safe to handle at asphalt binder production and storage temperatures or HMA construction temperatures. Safety Data Sheets (SDS) shall be provided for all asphalt modifiers.

- (1) Polymer Modification (SB/SBS or SBR). Elastomers shall be added to the base asphalt binder to achieve the specified performance grade and shall be either a styrene-butadiene diblock, triblock copolymer without oil extension, or a styrene-butadiene rubber. The polymer modified asphalt binder shall be smooth, homogeneous, and be according to the requirements shown in Table 1 or 2 for the grade shown on the plans.

Table 1 - Requirements for Styrene-Butadiene Copolymer (SB/SBS) Modified Asphalt Binders		
Test	Asphalt Grade SB/SBS PG 64-28 SB/SBS PG 70-22	Asphalt Grade SB/SBS PG 64-34 SB/SBS PG 70-28 SB/SBS PG 76-22 SB/SBS PG 76-28
Separation of Polymer ITP, "Separation of Polymer from Asphalt Binder" Difference in °F (°C) of the softening point between top and bottom portions	4 (2) max.	4 (2) max.
TESTS ON RESIDUE FROM ROLLING THIN FILM OVEN TEST (AASHTO T 240)		
Elastic Recovery ASTM D 6084, Procedure A, 77 °F (25 °C), 100 mm elongation, %	60 min.	70 min.

Table 2 - Requirements for Styrene-Butadiene Rubber (SBR) Modified Asphalt Binders		
Test	Asphalt Grade SBR PG 64-28 SBR PG 70-22	Asphalt Grade SB/SBS PG 64-34 SB/SBS PG 70-28 SBR PG 76-22 SBR PG 76-28
Separation of Polymer ITP, "Separation of Polymer from Asphalt Binder" Difference in °F (°C) of the softening point between top and bottom portions	4 (2) max.	4 (2) max.
Toughness ASTM D 5801, 77 °F (25 °C), 20 in./min. (500 mm/min.), in.-lbs (N-m)	110 (12.5) min.	110 (12.5) min.
Tenacity ASTM D 5801, 77 °F (25 °C), 20 in./min. (500 mm/min.), in.-lbs (N-m)	75 (8.5) min.	75 (8.5) min.
TESTS ON RESIDUE FROM ROLLING THIN FILM OVEN TEST (AASHTO T 240)		
Elastic Recovery ASTM D 6084, Procedure A, 77 °F (25 °C), 100 mm elongation, %	40 min.	50 min.

- (2) Ground Tire Rubber (GTR) Modification. GTR modification is the addition of recycled ground tire rubber to liquid asphalt binder to achieve the specified performance grade. GTR shall be produced from processing automobile and/or truck tires by the ambient

grinding method or micronizing through a cryogenic process. GTR shall not exceed 1/16 in. (2 mm) in any dimension and shall not contain free metal particles, moisture that would cause foaming of the asphalt, or other foreign materials. A mineral powder (such as talc) meeting the requirements of AASHTO M 17 may be added, up to a maximum of four percent by weight of GTR to reduce sticking and caking of the GTR particles. When tested in accordance with Illinois Modified AASHTO T 27 “Standard Method of Test for Sieve Analysis of Fine and Coarse Aggregates” or AASHTO PP 74 “Standard Practice for Determination of Size and Shape of Glass Beads Used in Traffic Markings by Means of Computerized Optical Method”, a 50 g sample of the GTR shall conform to the following gradation requirements.

Sieve Size	Percent Passing
No. 16 (1.18 mm)	100
No. 30 (600 $\mu$ m)	95 $\pm$ 5
No. 50 (300 $\mu$ m)	> 20

GTR modified asphalt binder shall be tested for rotational viscosity according to AASHTO T 316 using spindle S27. GTR modified asphalt binder shall be tested for original dynamic shear and RTFO dynamic shear according to AASHTO T 315 using a gap of 2 mm.

The GTR modified asphalt binder shall meet the requirements of Table 3.

Table 3 - Requirements for Ground Tire Rubber (GTR) Modified Asphalt Binders		
Test	Asphalt Grade GTR PG 64-28 GTR PG 70-22	Asphalt Grade GTR PG 76-22 GTR PG 76-28 GTR PG 70-28
TESTS ON RESIDUE FROM ROLLING THIN FILM OVEN TEST (AASHTO T 240)		
Elastic Recovery ASTM D 6084, Procedure A, 77 °F (25 °C), 100 mm elongation, %	60 min.	70 min.

- (3) Softener Modification (SM). Softener modification is the addition of organic compounds, such as engineered flux, bio-oil blends, modified vegetable oils, glycol amines, and fatty acid derivatives, to the base asphalt binder to achieve the specified performance grade. Softeners shall be dissolved, dispersed, or reacted in the asphalt binder to enhance its performance and shall remain compatible with the asphalt binder with no separation. Softeners shall not be added to modified PG asphalt binder as defined in Articles 1032.05(b)(1) or 1032.05(b)(2).

An Attenuated Total Reflectance-Fourier Transform Infrared spectrum (ATR-FTIR) shall be collected for both the softening compound as well as the softener modified

asphalt binder at the dose intended for qualification. The ATR-FTIR spectra shall be collected on unaged softener modified binder, 20-hour Pressurized Aging Vessel (PAV) aged softener modified binder, and 40-hour PAV aged softener modified binder. The ATR-FTIR shall be collected in accordance with Illinois Test Procedure 601. The electronic files spectral files (in one of the following extensions or equivalent: \*.SPA, \*.SPG, \*.IRD, \*.IFG, \*.CSV, \*.SP, \*.IRS, \*.GAML, \*. [0-9], \*.IGM, \*.ABS, \*.DRT, \*.SBM, \*.RAS) shall be submitted to the Central Bureau of Materials.

Softener modified asphalt binders shall meet the requirements in Table 4.

Table 4 - Requirements for Softener Modified Asphalt Binders		
Test	Asphalt Grade	
	SM PG 46-28	SM PG 46-34
	SM PG 52-28	SM PG 52-34
	SM PG 58-22	SM PG 58-28
	SM PG 64-22	
Small Strain Parameter (AASHTO PP 113) BBR, $\Delta T_c$ , 40 hrs PAV (40 hrs continuous or 2 PAV at 20 hrs)	-5°C min.	
Large Strain Parameter (Illinois Modified AASHTO T 391) DSR/LAS Fatigue Property, $\Delta G^* _{peak}$ , 40 hrs PAV (40 hrs continuous or 2 PAV at 20 hrs)	$\geq 54$ %	

The following grades may be specified as tack coats.

Asphalt Grade	Use
PG 58-22, PG 58-28, PG 64-22	Tack Coat"

Revise Article 1031.06(c)(1) and 1031.06(c)(2) of the Standard Specifications to read:

“(1) RAP/RAS. When RAP is used alone or RAP is used in conjunction with RAS, the percentage of virgin ABR shall not exceed the amounts listed in the following table.

HMA Mixtures - RAP/RAS Maximum ABR % <sup>1/2/</sup>			
Ndesign	Binder	Surface	Polymer Modified Binder or Surface <sup>3/</sup>
30	30	30	10
50	25	15	10
70	15	10	10
90	10	10	10

1/ For Low ESAL HMA shoulder and stabilized subbase, the RAP/RAS ABR shall not exceed 50 percent of the mixture.

- 2/ When RAP/RAS ABR exceeds 20 percent, the high and low virgin asphalt binder grades shall each be reduced by one grade (i.e. 25 percent ABR would require a virgin asphalt binder grade of PG 64-22 to be reduced to a PG 58-28).
- 3/ The maximum ABR percentages for ground tire rubber (GTR) modified mixes shall be equivalent to the percentages specified for SBS/SBR polymer modified mixes.
- (2) FRAP/RAS. When FRAP is used alone or FRAP is used in conjunction with RAS, the percentage of virgin asphalt binder replacement shall not exceed the amounts listed in the following table.

HMA Mixtures - FRAP/RAS Maximum ABR % <sup>1/ 2/</sup>			
Ndesign	Binder	Surface	Polymer Modified Binder or Surface <sup>3/</sup>
30	55	45	15
50	45	40	15
70	45	35	15
90	45	35	15
SMA	- -	- -	25
IL-4.75	- -	- -	35

- 1/ For Low ESAL HMA shoulder and stabilized subbase, the FRAP/RAS ABR shall not exceed 50 percent of the mixture.
- 2/ When FRAP/RAS ABR exceeds 20 percent for all mixes, the high and low virgin asphalt binder grades shall each be reduced by one grade (i.e. 25 percent ABR would require a virgin asphalt binder grade of PG 64-22 to be reduced to a PG 58-28).
- 3/ The maximum ABR percentages for GTR modified mixes shall be equivalent to the percentages specified for SBS/SBR polymer modified mixes."

Add the following to the end of Note 2 of Article 1030.03 of the Standard Specifications.

"A dedicated storage tank for the ground tire rubber (GTR) modified asphalt binder shall be provided. This tank shall be capable of providing continuous mechanical mixing throughout and/or recirculation of the asphalt binder to provide a uniform mixture. The tank shall be heated and capable of maintaining the temperature of the asphalt binder at 300 °F to 350 °F (149 °C to 177 °C). The asphalt binder metering systems of dryer drum plants shall be calibrated with the actual GTR modified asphalt binder material with an accuracy of  $\pm 0.40$  percent."

## **RAISED REFLECTIVE PAVEMENT MARKERS (BDE)**

Effective: November 1, 2025

Revise the eighth sentence of the second paragraph of Article 781.03(a) of the Standard Specifications to read:

“A rapid setting epoxy selected from the Department’s qualified product list for raised reflective pavement markers shall be poured into the cut to within 3/8 in. (9 mm) of the pavement surface.”

Revise the first sentence of Article 1096.01 of the Standard Specifications to read:

“**1096.01 Raised Reflective Pavement Markers.** Raised reflective pavement markers shall meet the following requirements and be on the Department’s qualified product list.”

80473

## REMOVAL AND DISPOSAL OF REGULATED SUBSTANCES (BDE)

Effective: January 1, 2024

Revised: April 1, 2024

Revise the first paragraph of Article 669.04 of the Standard Specifications to read:

**“669.04 Regulated Substances Monitoring.** Regulated substances monitoring includes environmental observation and field screening during regulated substances management activities. The excavated soil and groundwater within the work areas shall be managed as either uncontaminated soil, hazardous waste, special waste, or non-special waste.

As part of the regulated substances monitoring, the monitoring personnel shall perform and document the applicable duties listed on form BDE 2732 “Regulated Substances Monitoring Daily Record (RSMDR).”

Revise the first two sentences of the nineteenth paragraph of Article 669.05 of the Standard Specifications to read:

“The Contractor shall coordinate waste disposal approvals with the disposal facility and provide the specific analytical testing requirements of that facility. The Contractor shall make all arrangements for collection, transportation, and analysis of landfill acceptance testing.”

Revise the last paragraph of Article 669.05 of the Standard Specifications to read:

“The Contractor shall select a permitted landfill facility or CCDD/USFO facility meeting the requirements of 35 Ill. Admin. Code Parts 810-814 or Part 1100, respectively. The Department will review and approve or reject the facility proposed by the Contractor based upon information provided in BDE 2730. The Contractor shall verify whether the selected facility is compliant with those applicable standards as mandated by their permit and whether the facility is presently, has previously been, or has never been, on the United States Environmental Protection Agency (U.S. EPA) National Priorities List or the Resource Conservation and Recovery Act (RCRA) List of Violating Facilities. The use of a Contractor selected facility shall in no manner delay the construction schedule or alter the Contractor's responsibilities as set forth.”

Revise the first paragraph of Article 669.07 of the Standard Specifications to read:

**“669.07 Temporary Staging.** Soil classified according to Articles 669.05(a)(2), (b)(1), or (c) may be temporarily staged at the Contractor's option. All other soil classified according to Articles 669.05(a)(1), (a)(3), (a)(4), (a)(5), (a)(6), or (b)(2) shall be managed and disposed of without temporary staging to the greatest extent practicable. If circumstances beyond the Contractor's control require temporary staging of these latter materials, the Contractor shall request approval from the Engineer in writing.

Topsoil for re-use as final cover which has been field screened and found not to exhibit PID readings over daily background readings as documented on the BDE 2732, visual staining or



odors, and is classified according to Articles 669.05(a)(2), (a)(3), (a)(4), (b)(1), or (c) may be temporarily staged at the Contractor's option."

Add the following paragraph after the sixth paragraph of Article 669.11 of the Standard Specifications.

"The sampling and testing of effluent water derived from dewatering discharges for priority pollutants volatile organic compounds (VOCs), priority pollutants semi-volatile organic compounds (SVOCs), or priority pollutants metals, will be paid for at the contract unit price per each for VOCS GROUNDWATER ANALYSIS using EPA Method 8260B, SVOCS GROUNDWATER ANALYSIS using EPA Method 8270C, or RCRA METALS GROUNDWATER ANALYSIS using EPA Methods 6010B and 7471A. This price shall include transporting the sample from the job site to the laboratory."

Revise the first sentence of the eight paragraph of Article 669.11 of the Standard Specifications to read:

"Payment for temporary staging of soil classified according to Articles 669.05(a)(1), (a)(3), (a)(4), (a)(5), (a)(6), or (b)(2) to be managed and disposed of, if required and approved by the Engineer, will be paid according to Article 109.04."

80455

## **SEEDING (BDE)**

Effective: November 1, 2022

Revise Article 250.07 of the Standard Specifications to read:

**“250.07 Seeding Mixtures.** The classes of seeding mixtures and combinations of mixtures will be designated in the plans.

When an area is to be seeded with two or more seeding classes, those mixtures shall be applied separately on the designated area within a seven day period. Seeding shall occur prior to placement of mulch cover. A Class 7 mixture can be applied at any time prior to applying any seeding class or added to them and applied at the same time.

TABLE 1 - SEEDING MIXTURES		
Class - Type	Seeds	lb/acre (kg/hectare)
1 Lawn Mixture 1/	Kentucky Bluegrass Perennial Ryegrass <i>Festuca rubra</i> ssp. <i>rubra</i> (Creeping Red Fescue)	100 (110) 60 (70) 40 (50)
1A Salt Tolerant Lawn Mixture 1/	Kentucky Bluegrass Perennial Ryegrass <i>Festuca rubra</i> ssp. <i>rubra</i> (Creeping Red Fescue) <i>Festuca brevipila</i> (Hard Fescue) <i>Puccinellia distans</i> (Fults Saltgrass or Salty Alkaligrass)	60 (70) 20 (20) 20 (20) 20 (20) 60 (70)
1B Low Maintenance Lawn Mixture 1/	Turf-Type Fine Fescue 3/ Perennial Ryegrass Red Top <i>Festuca rubra</i> ssp. <i>rubra</i> (Creeping Red Fescue)	150 (170) 20 (20) 10 (10) 20 (20)
2 Roadside Mixture 1/	<i>Lolium arundinaceum</i> (Tall Fescue) Perennial Ryegrass <i>Festuca rubra</i> ssp. <i>rubra</i> (Creeping Red Fescue) Red Top	100 (110) 50 (55) 40 (50) 10 (10)
2A Salt Tolerant Roadside Mixture 1/	<i>Lolium arundinaceum</i> (Tall Fescue) Perennial Ryegrass <i>Festuca rubra</i> ssp. <i>rubra</i> (Creeping Red Fescue) <i>Festuca brevipila</i> (Hard Fescue) <i>Puccinellia distans</i> (Fults Saltgrass or Salty Alkaligrass)	60 (70) 20 (20) 30 (20) 30 (20) 60 (70)
3 Northern Illinois Slope Mixture 1/	<i>Elymus canadensis</i> (Canada Wild Rye) 5/ Perennial Ryegrass Alsike Clover 4/ <i>Desmanthus illinoensis</i> (Illinois Bundleflower) 4/ 5/ <i>Schizachyrium scoparium</i> (Little Bluestem) 5/ <i>Bouteloua curtipendula</i> (Side-Oats Grama) 5/ <i>Puccinellia distans</i> (Fults Saltgrass or Salty Alkaligrass) Oats, Spring Slender Wheat Grass 5/ Buffalo Grass 5/ 7/	5 (5)  20 (20) 5 (5) 2 (2)  12 (12)  10 (10)  30 (35) 50 (55) 15 (15) 5 (5)
3A Southern Illinois Slope Mixture 1/	Perennial Ryegrass <i>Elymus canadensis</i> (Canada Wild Rye) 5/ <i>Panicum virgatum</i> (Switchgrass) 5/ <i>Schizachyrium scoparium</i> (Little Blue Stem) 5/ <i>Bouteloua curtipendula</i> (Side-Oats Grama) 5/ <i>Dalea candida</i> (White Prairie Clover) 4/ 5/ <i>Rudbeckia hirta</i> (Black-Eyed Susan) 5/ Oats, Spring	20 (20) 20 (20)  10 (10) 12 (12)  10 (10)  5 (5)  5 (5) 50 (55)

Class – Type		Seeds	lb/acre (kg/hectare)
4	Native Grass 2/ 6/	<i>Andropogon gerardi</i>	4 (4)
		(Big Blue Stem) 5/	
		<i>Schizachyrium scoparium</i>	5 (5)
		(Little Blue Stem) 5/	
		<i>Bouteloua curtipendula</i>	5 (5)
		(Side-Oats Grama) 5/	
		<i>Elymus canadensis</i>	1 (1)
		(Canada Wild Rye) 5/	
		<i>Panicum virgatum</i> (Switch Grass) 5/	1 (1)
		<i>Sorghastrum nutans</i> (Indian Grass) 5/	2 (2)
4A	Low Profile Native Grass 2/ 6/	Annual Ryegrass	25 (25)
		Oats, Spring	25 (25)
		Perennial Ryegrass	15 (15)
		<i>Schizachyrium scoparium</i>	5 (5)
		(Little Blue Stem) 5/	
		<i>Bouteloua curtipendula</i>	5 (5)
		(Side-Oats Grama) 5/	
		<i>Elymus canadensis</i>	1 (1)
		(Canada Wild Rye) 5/	
		<i>Sporobolus heterolepis</i>	0.5 (0.5)
4B	Wetland Grass and Sedge Mixture 2/ 6/	Annual Ryegrass	25 (25)
		Oats, Spring	25 (25)
		Wetland Grasses (species below) 5/	6 (6)
		<u>Species:</u>	<u>% By Weight</u>
		<i>Calamagrostis canadensis</i> (Blue Joint Grass)	12
		<i>Carex lacustris</i> (Lake-Bank Sedge)	6
		<i>Carex slipata</i> (Awl-Fruited Sedge)	6
		<i>Carex stricta</i> (Tussock Sedge)	6
		<i>Carex vulpinoidea</i> (Fox Sedge)	6
		<i>Eleocharis acicularis</i> (Needle Spike Rush)	3
		<i>Eleocharis obtusa</i> (Blunt Spike Rush)	3
		<i>Glyceria striata</i> (Fowl Manna Grass)	14
		<i>Juncus effusus</i> (Common Rush)	6
		<i>Juncus tenuis</i> (Slender Rush)	6
		<i>Juncus torreyi</i> (Torrey's Rush)	6
		<i>Leersia oryzoides</i> (Rice Cut Grass)	10
		<i>Scirpus acutus</i> (Hard-Stemmed Bulrush)	3
		<i>Scirpus atrovirens</i> (Dark Green Rush)	3
		<i>Bolboschoenus fluviatilis</i> (River Bulrush)	3
		<i>Schoenoplectus tabernaemontani</i> (Softstem Bulrush)	3
		<i>Spartina pectinata</i> (Cord Grass)	4

Class – Type	Seeds	lb/acre (kg/hectare)
5	<p>Forb with Annuals Mixture 2/ 5/ 6/</p> <p>Annuals Mixture (Below) Forb Mixture (Below)</p>	<p>1 (1) 10 (10)</p>
<p>Annuals Mixture - Mixture not exceeding 25 % by weight of any one species, of the following:</p> <p><i>Coreopsis lanceolata</i> (Sand Coreopsis)  <i>Leucanthemum maximum</i> (Shasta Daisy)  <i>Gaillardia pulchella</i> (Blanket Flower)  <i>Ratibida columnifera</i> (Prairie Coneflower)  <i>Rudbeckia hirta</i> (Black-Eyed Susan)</p> <p>Forb Mixture - Mixture not exceeding 5 % by weight PLS of any one species, of the following:</p> <p><i>Amorpha canescens</i> (Lead Plant) 4/  <i>Anemone cylindrica</i> (Thimble Weed)  <i>Asclepias tuberosa</i> (Butterfly Weed)  <i>Aster azureus</i> (Sky Blue Aster)  <i>Symphyotrichum leave</i> (Smooth Aster)  <i>Aster novae-angliae</i> (New England Aster)  <i>Baptisia leucantha</i> (White Wild Indigo) 4/  <i>Coreopsis palmata</i> (Prairie Coreopsis)  <i>Echinacea pallida</i> (Pale Purple Coneflower)  <i>Eryngium yuccifolium</i> (Rattlesnake Master)  <i>Helianthus mollis</i> (Downy Sunflower)  <i>Heliopsis helianthoides</i> (Ox-Eye)  <i>Liatris aspera</i> (Rough Blazing Star)  <i>Liatris pycnostachya</i> (Prairie Blazing Star)  <i>Monarda fistulosa</i> (Prairie Bergamot)  <i>Parthenium integrifolium</i> (Wild Quinine)  <i>Dalea candida</i> (White Prairie Clover) 4/  <i>Dalea purpurea</i> (Purple Prairie Clover) 4/  <i>Physostegia virginiana</i> (False Dragonhead)  <i>Potentilla arguta</i> (Prairie Cinquefoil)  <i>Ratibida pinnata</i> (Yellow Coneflower)  <i>Rudbeckia subtomentosa</i> (Fragrant Coneflower)  <i>Silphium laciniatum</i> (Compass Plant)  <i>Silphium terebinthinaceum</i> (Prairie Dock)  <i>Oligoneuron rigidum</i> (Rigid Goldenrod)  <i>Tradescantia ohimensis</i> (Spiderwort)  <i>Veronicastrum virginicum</i> (Culver's Root)</p>		

Class – Type		Seeds	lb/acre (kg/hectare)
5A	Large Flower Native Forb Mixture 2/ 5/ 6/	Forb Mixture (see below)	5 (5)
	<u>Species:</u>	<u>% By Weight</u>	
	<i>Aster novae-angliae</i> (New England Aster)	5	
	<i>Echinacea pallida</i> (Pale Purple Coneflower)	10	
	<i>Helianthus mollis</i> (Downy Sunflower)	10	
	<i>Heliopsis helianthoides</i> (Ox-Eye)	10	
	<i>Liatris pycnostachya</i> (Prairie Blazing Star)	10	
	<i>Ratibida pinnata</i> (Yellow Coneflower)	5	
	<i>Rudbeckia hirta</i> (Black-Eyed Susan)	10	
	<i>Silphium laciniatum</i> (Compass Plant)	10	
	<i>Silphium terebinthinaceum</i> (Prairie Dock)	20	
	<i>Oligoneuron rigidum</i> (Rigid Goldenrod)	10	
5B	Wetland Forb 2/ 5/ 6/	Forb Mixture (see below)	2 (2)
	<u>Species:</u>	<u>% By Weight</u>	
	<i>Acorus calamus</i> (Sweet Flag)	3	
	<i>Angelica atropurpurea</i> (Angelica)	6	
	<i>Asclepias incarnata</i> (Swamp Milkweed)	2	
	<i>Aster puniceus</i> (Purple Stemmed Aster)	10	
	<i>Bidens cernua</i> (Beggarticks)	7	
	<i>Eutrochium maculatum</i> (Spotted Joe Pye Weed)	7	
	<i>Eupatorium perfoliatum</i> (Boneset)	7	
	<i>Helenium autumnale</i> (Autumn Sneezeweed)	2	
	<i>Iris virginica shrevei</i> (Blue Flag Iris)	2	
	<i>Lobelia cardinalis</i> (Cardinal Flower)	5	
	<i>Lobelia siphilitica</i> (Great Blue Lobelia)	5	
	<i>Lythrum alatum</i> (Winged Loosestrife)	2	
	<i>Physostegia virginiana</i> (False Dragonhead)	5	
	<i>Persicaria pensylvanica</i> (Pennsylvania Smartweed)	10	
	<i>Persicaria lapathifolia</i> (Curlytop Knotweed)	10	
	<i>Pycnanthemum virginianum</i> (Mountain Mint)	5	
	<i>Rudbeckia laciniata</i> (Cut-leaf Coneflower)	5	
	<i>Oligoneuron riddellii</i> (Riddell Goldenrod)	2	
	<i>Sparganium eurycarpum</i> (Giant Burreed)	5	
6	Conservation Mixture 2/ 6/	<i>Schizachyrium scoparium</i> (Little Blue Stem) 5/ <i>Elymus canadensis</i> (Canada Wild Rye) 5/ Buffalo Grass 5/ 7/ Vernal Alfalfa 4/ Oats, Spring	5 (5) 2 (2) 5 (5) 15 (15) 48 (55)
6A	Salt Tolerant Conservation Mixture 2/ 6/	<i>Schizachyrium scoparium</i> (Little Blue Stem) 5/ <i>Elymus canadensis</i> (Canada Wild Rye) 5/ Buffalo Grass 5/ 7/ Vernal Alfalfa 4/ Oats, Spring <i>Puccinellia distans</i> (Fults Saltgrass or Salty Alkaligrass)	5 (5) 2 (2) 5 (5) 15 (15) 48 (55) 20 (20)
7	Temporary Turf Cover Mixture	Perennial Ryegrass Oats, Spring	50 (55) 64 (70)

Notes:

- 1/ Seeding shall be performed when the ambient temperature has been between 45 °F (7 °C) and 80 °F (27 °C) for a minimum of seven (7) consecutive days and is forecasted to be the same for the next five (5) days according to the National Weather Service.
- 2/ Seeding shall be performed in late fall through spring beginning when the ambient temperature has been below 45 °F (7 °C) for a minimum of seven (7) consecutive days and ending when the ambient temperature exceeds 80 °F (27 °C) according to the National Weather Service.
- 3/ Specific variety as shown in the plans or approved by the Engineer.
- 4/ Inoculation required.
- 5/ Pure Live Seed (PLS) shall be used.
- 6/ Fertilizer shall not be used.
- 7/ Seed shall be primed with  $\text{KNO}_3$  to break dormancy and dyed to indicate such.

Seeding will be inspected after a period of establishment. The period of establishment shall be six (6) months minimum, but not to exceed nine (9) months. After the period of establishment, areas not exhibiting 75 percent uniform growth shall be interseeded or reseeded, as determined by the Engineer, at no additional cost to the Department.”

80445

## SHORT TERM AND TEMPORARY PAVEMENT MARKINGS (BDE)

Effective: April 1, 2024

Revised: April 2, 2024

Revise Article 701.02(d) of the Standard Specifications to read:

“(d) Pavement Marking Tapes (Note 3) ..... 1095.06”

Add the following Note to the end of Article 701.02 of the Standard Specifications:

“Note 3. White or yellow pavement marking tape that is to remain in place longer than 14 days shall be Type IV tape.”

Revise Article 703.02(c) of the Standard Specifications to read:

“(c) Pavement Marking Tapes (Note 1) ..... 1095.06”

Add the following Note to the end of Article 703.02 of the Standard Specifications:

“Note 1. White or yellow pavement marking tape that is to remain in place longer than 14 days shall be Type IV tape.”

Revise Article 1095.06 of the Standard Specifications to read:

**“1095.06 Pavement Marking Tapes.** Type I white or yellow marking tape shall consist of glass spheres embedded into a binder on a foil backing that is precoated with a pressure sensitive adhesive. The spheres shall be of uniform gradation and distributed evenly over the surface of the tape.

Type IV tape shall consist of white or yellow tape with wet reflective media incorporated to provide immediate and continuing retroreflection in wet and dry conditions. The wet retroreflective media shall be bonded to a durable polyurethane surface. The patterned surface shall have approximately  $40 \pm 10$  percent of the surface area raised and presenting a near vertical face to traffic from any direction. The channels between the raised areas shall be substantially free of exposed reflective elements or particles.

Blackout tape shall consist of a matte black, non-reflective, patterned surface that is precoated with a pressure sensitive adhesive.

- (a) Color. The white and yellow markings shall meet the following requirements for daylight reflectance and color, when tested, using a color spectrophotometer with 45 degrees circumferential/zero degree geometry, illuminant D65, and two degree observer angle. The color instrument shall measure the visible spectrum from 380 to 720 nm with a wavelength measurement interval and spectral bandpass of 10 nm.



Color	Daylight Reflectance %Y
White	65 min.
Yellow *	36 - 59

\*Shall match Aerospace Material Specification Standard 595 33538 (Orange Yellow) and the chromaticity limits as follows.

x	0.490	0.475	0.485	0.530
y	0.470	0.438	0.425	0.456

- (b) Retroreflectivity. The white and yellow markings shall be retroreflective. Reflective values measured in accordance with the photometric testing procedure of ASTM D 4061 shall not be less than those listed in the table below. The coefficient of retroreflected luminance,  $R_L$ , shall be expressed as average millicandelas/footcandle/sq ft (millicandelas/lux/sq m), measured on a 3.0 x 0.5 ft (900 mm x 150 mm) panel at 86 degree entrance angle.

Coefficient of Retroreflected Luminance, $R_L$ , Dry					
Type I			Type IV		
Observation Angle	White	Yellow	Observation Angle	White	Yellow
0.2°	2700	2400	0.2°	1300	1200
0.5°	2250	2000	0.5°	1100	1000

Wet retroreflectance shall be measured for Type IV under wet conditions according to ASTM E 2177 and meet the following.

Wet Retroreflectance, Initial $R_L$	
Color	$R_L$ 1.05/88.76
White	300
Yellow	200

- (c) Skid Resistance. The surface of Type IV and blackout markings shall provide a minimum skid resistance of 45 BPN when tested according to ASTM E 303.
- (d) Application. The pavement marking tape shall have a precoated pressure sensitive adhesive and shall require no activation procedures. Test pieces of the tape shall be applied according to the manufacturer's instructions and tested according to ASTM D 1000, Method A, except that a stiff, short bristle roller brush and heavy hand pressure will be substituted for the weighted rubber roller in applying the test pieces to the metal test panel. Material tested as directed above shall show a minimum adhesion value of 750 g/in. (30 g/mm) width at the temperatures specified in ASTM D 1000. The adhesive shall be resistant to oils, acids, solvents, and water, and shall not leave objectionable stains or residue after removal. The material shall be flexible and conformable to the texture of the pavement.

(e) Durability. Type IV and blackout tape shall be capable of performing for the duration of a normal construction season and shall then be capable of being removed intact or in large sections at pavement temperatures above 40 °F (4 °C) either manually or with a roll-up device without the use of sandblasting, solvents, or grinding. The Contractor shall provide a manufacturer's certification that the material meets the requirements for being removed after the following minimum traffic exposure based on transverse test decks with rolling traffic.

- (1) Time in place - 400 days
- (2) ADT per lane - 9,000 (28 percent trucks)
- (3) Axle hits - 10,000,000 minimum

Samples of the material applied to standard specimen plates will be measured for thickness and tested for durability in accordance with ASTM D 4060, using a CS-17 wheel and 1000-gram load, and shall meet the following criteria showing no significant change in color after being tested for the number of cycles indicated.

Test	Type I	Type IV	Blackout
Minimum Initial Thickness, mils (mm)	20 (0.51)	65 (1.65) <sup>1/</sup> 20 (0.51) <sup>2/</sup>	65 (1.65) <sup>1/</sup> 20 (0.51) <sup>2/</sup>
Durability (cycles)	5,000	1,500	1,500

1/ Measured at the thickest point of the patterned surface.

2/ Measured at the thinnest point of the patterned surface.

The pavement marking tape, when applied according to the manufacturer's recommended procedures, shall be weather resistant and shall show no appreciable fading, lifting, or shrinkage during the useful life of the marking. The tape, as applied, shall be of good appearance, free of cracks, and edges shall be true, straight, and unbroken.

(f) Sampling and Inspection.

(1) Sample. Prior to approval and use of Type IV pavement marking tape, the manufacturer shall submit a notarized certification from an independent laboratory, together with the results of all tests, stating that the material meets the requirements as set forth herein. The independent laboratory test report shall state the lot tested, the manufacturer's name, and the date of manufacture.

After initial approval by the Department, samples and certification by the manufacturer shall be submitted for each subsequent batch of Type IV tape used. The manufacturer shall submit a certification stating that the material meets the requirements as set forth herein and is essentially identical to the material sent for qualification. The certification shall state the lot tested, the manufacturer's name, and the date of manufacture.

- (2) Inspection. The Contractor shall provide a manufacturer's certification to the Engineer stating the material meets all requirements of this specification. All material samples for acceptance tests shall be taken or witnessed by a representative of the Bureau of Materials and shall be submitted to the Engineer of Materials, 126 East Ash Street, Springfield, Illinois 62704-4766 at least 30 days in advance of the pavement marking operations."

80457

## **SIGN PANELS AND APPURTENANCES (BDE)**

Effective: January 1, 2025

Revised: January 1, 2026

Add Article 720.02(c) of the Standard Specifications to read:

“(c) Aluminum Epoxy Mastic ..... 1008.03”

Revise the second and third paragraphs of Article 720.02 of the Standard Specifications to read:

“The sign mounting support channel shall be manufactured from steel or aluminum and shall be according to Standard 720001.

Steel support channels shall be according to ASTM A 1011 (A 1011M), ASTM A 635 (A 635M), ASTM A 568 (A 568M), or ASTM A 684 (A 684M), and shall be galvanized. Galvanizing shall be according to ASTM A 653 (A 653M) when galvanized before fabrication, and AASHTO M 111 (M 111M) when galvanized after fabrication. Field or post fabricated drilled holes shall be spot painted with one coat of aluminum epoxy mastic paint prior to installation.”

Revise the fifth paragraph of Article 720.02 of the Standard Specifications to read:

“The stainless steel banding for mounting signs or sign support channels to light or signal standards shall be according to ASTM A 240 (A 240M) Type 302 stainless steel.”

Revise the first sentence of the tenth paragraph of Article 720.03 of the Standard Specifications to read:

“The backs of all sign panels shall be marked in a manner designed to last as long as the sign face material, in letters and numerals at least 3/8 in. (9.5 mm) but no more than 3/4 in. (19 mm) in height with the month and year of manufacture, the name of the sign manufacturer, the name of the sign sheeting manufacturer, the method of manufacture (“screened”, “EC film”, “direct applied”, or “digital print”), and the initials IDOT.”

Revise the first sentence of the fourth paragraph of Article 1091.03(a)(10) of the Standard Specifications to read:

“Transparent colors screened, or transparent acrylic electronic cutting films, or digital printing on white sheeting, shall meet the minimum initial coefficient of retroreflection values of the 0.2 degree observation angle, -4.0 degree entrance angle values as listed in the previous tables for the color being applied.”

Add the following after the fourth paragraph of Article 1091.03(a)(10) of the Standard Specifications:

“Digitally printed signs shall be produced using digital print technologies and ink systems, products and processes that comply with the sheeting manufacturer’s recommendation. The digitally printed signs shall be fabricated with a full sign protective overlay film designed to provide a smooth surface needed for retroreflectivity, and to protect the sign from fading and UV degradation. The overlamine shall comply with the sheeting manufacturer’s recommendations to ensure proper adhesion and transparency.”

Add the following after the third paragraph of Article 1106.01 of the Standard Specifications:

“Digitally printed signs may omit protective overlay film.”

80462

## SOURCE OF SUPPLY AND QUALITY REQUIREMENTS (BDE)

Effective: January 2, 2023

Revised: January 1, 2026

Revise the third through ninth paragraphs of Article 106.01 of the Standard Specifications to read:

“Articles, materials, and supplies shall be classified into only one of the following categories.

- (a) Iron and Steel. All iron and steel products, which are to be incorporated into the work, shall be domestically manufactured or produced and fabricated, unless an exception is expressly permitted under Federal and/or State law and written permission is given by the Department. The Contractor shall obtain from the iron or steel producer and/or fabricator, in addition to the mill analysis, a certification that all iron or steel materials meet these domestic source requirements.

The applications of all coatings, epoxy, galvanizing, painting, etc. to iron and steel products shall be domestically applied.

- (b) Manufactured Products. Manufactured products shall include articles, materials or supplies that have been processed into a specific form or shape; or have been combined with other articles, materials, or supplies to create a product with different properties than the individual articles, materials, or supplies. Manufactured products incorporated into the work shall have the final assembly for the manufacturing process occur domestically.

A manufactured product may include components that are construction materials, iron or steel products, or exempt materials.

Precast concrete products and intelligent transportation systems (ITS) or other electronic hardware systems shall comply with the requirements of Article 106.01(a) in addition to the requirements of manufactured products.

- (c) Construction Materials. All manufacturing processes for construction materials shall occur within the United States. Construction materials shall include an article, material, or supply consisting of only one of the following.

- (1) Non-ferrous metals;
- (2) Plastic and polymer-based products (including polyvinylchloride, composite building materials, and polymers used in fiber optic cables);
- (3) Glass (including optic glass);
- (4) Fiber optic cable (including drop cable);
- (5) Optical fiber;

(6) Lumber;

(7) Drywall;

(8) Engineered wood.

Minor additions of articles, materials, supplies, or binding agents to a construction material do not change the categorization of the construction material.

(d) Exempt Materials. Materials exempt from domestic production requirements are cement or cementitious materials, aggregates, aggregate binding agents or additives, or items not permanently incorporated into the work. Exempt materials may be combined with other materials into a final form to produce a manufactured product.”

80448

## **SUBCONTRACTOR AND DBE PAYMENT REPORTING (BDE)**

Effective: April 2, 2018

Add the following to Section 109 of the Standard Specifications.

**“109.14 Subcontractor and Disadvantaged Business Enterprise Payment Reporting.**  
The Contractor shall report all payments made to the following parties:

- (a) first tier subcontractors;
- (b) lower tier subcontractors affecting disadvantaged business enterprise (DBE) goal credit;
- (c) material suppliers or trucking firms that are part of the Contractor's submitted DBE utilization plan.

The report shall be made through the Department's on-line subcontractor payment reporting system within 21 days of making the payment.”

80397



## **SUBCONTRACTOR MOBILIZATION PAYMENTS (BDE)**

Effective: November 2, 2017

Revised: April 1, 2019

Replace the second paragraph of Article 109.12 of the Standard Specifications with the following:

“This mobilization payment shall be made at least seven days prior to the subcontractor starting work. The amount paid shall be at the following percentage of the amount of the subcontract reported on form BC 260A submitted for the approval of the subcontractor’s work.

Value of Subcontract Reported on Form BC 260A	Mobilization Percentage
Less than \$10,000	25%
\$10,000 to less than \$20,000	20%
\$20,000 to less than \$40,000	18%
\$40,000 to less than \$60,000	16%
\$60,000 to less than \$80,000	14%
\$80,000 to less than \$100,000	12%
\$100,000 to less than \$250,000	10%
\$250,000 to less than \$500,000	9%
\$500,000 to \$750,000	8%
Over \$750,000	7%”

80391

## **SUBMISSION OF BIDDERS LIST INFORMATION (BDE)**

Effective: January 2, 2025

Revised: March 2, 2025

In accordance with 49 CFR 26.11(c) all DBE and non-DBEs who bid as prime contractors and subcontractors shall provide bidders list information, including all DBE and non-DBE firms from whom the bidder has received a quote or bid to work as a subcontractor, whether or not the bidder has relied upon that bid in placing its bid as the prime contractor.

The bidders list information shall be submitted with the bid using the link provided within the “Integrated Contractor Exchange (iCX)” application of the Department’s “EBids System”.

80463

## **SUBMISSION OF PAYROLL RECORDS (BDE)**

Effective: April 1, 2021

Revised: November 2, 2023

FEDERAL AID CONTRACTS. Revise the following section of Check Sheet #1 of the Recurring Special Provisions to read:

### **“STATEMENTS AND PAYROLLS**

The payroll records shall include the worker’s name, social security number, last known address, telephone number, email address, classification(s) of work actually performed, hourly rates of wages paid (including rates of contributions or costs anticipated for bona fide fringe benefits or cash equivalents thereof), daily and weekly number of hours actually worked in total, deductions made, and actual wages paid.

The Contractor and each subcontractor shall submit certified payroll records to the Department each week from the start to the completion of their respective work, except that full social security numbers, last known addresses, telephone numbers, and email addresses shall not be included on weekly submittals. Instead, the payrolls need only include an identification number for each employee (e.g., the last four digits of the employee’s social security number). The submittals shall be made using LCPTracker Pro software. The software is web-based and can be accessed at <https://lcptracker.com/>. When there has been no activity during a work week, a payroll record shall still be submitted with the appropriate option (“No Work”, “Suspended”, or “Complete”) selected.”

STATE CONTRACTS. Revise Item 3 of Section IV of Check Sheet #5 of the Recurring Special Provisions to read:

- “3. Submission of Payroll Records. The Contractor and each subcontractor shall, no later than the 15<sup>th</sup> day of each calendar month, file a certified payroll for the immediately preceding month to the Illinois Department of Labor (IDOL) through the Illinois Prevailing Wage Portal in compliance with the State Prevailing Wage Act (820 ILCS 130). The portal can be found on the IDOL website at <https://www2.illinois.gov/idol/Laws-Rules/CONMED/Pages/Prevailing-Wage-Portal.aspx>. Payrolls shall be submitted in the format prescribed by the IDOL.

In addition to filing certified payroll(s) with the IDOL, the Contractor and each subcontractor shall certify and submit payroll records to the Department each week from the start to the completion of their respective work, except that full social security numbers shall not be included on weekly submittals. Instead, the payrolls shall include an identification number for each employee (e.g., the last four digits of the employee’s social security number). In addition, starting and ending times of work each day may be omitted from the payroll records submitted. The submittals shall be made using LCPTracker Pro software. The software is web-based and can be accessed at <https://lcptracker.com/>.

When there has been no activity during a work week, a payroll record shall still be submitted with the appropriate option (“No Work”, “Suspended”, or “Complete”) selected.”

80437

## **SURVEYING SERVICES (BDE)**

Effective: April 1, 2025

Delete the fourth paragraph of Article 667.04 of the Standard Specifications.

Delete Section 668 of the Standard Specifications.

80465

## **TRAFFIC SIGNAL BACKPLATE (BDE)**

Effective: August 1, 2025

Revise the second sentence of the third paragraph of Article 1078.03 of the Standard Specifications to read:

“Retroreflective sheeting shall be Type AZ or Type ZZ according to Article 1091.03 and applied in the preferred orientation for the maximum angularity according to the manufacturer’s recommendations.”

80470

## **TRAINING SPECIAL PROVISIONS (BDE)**

Effective: October 15, 1975

Revised: September 2, 2021

This Training Special Provision supersedes Section 7b of the Special Provision entitled "Specific Equal Employment Opportunity Responsibilities," and is in implementation of 23 U.S.C. 140(a).

As part of the Contractor's equal employment opportunity affirmative action program, training shall be provided as follows:

The Contractor shall provide on-the-job training aimed at developing full journeyman in the type of trade or job classification involved. The number of trainees to be trained under this contract will be \_\_\_\_\_. In the event the Contractor subcontracts a portion of the contract work, it shall determine how many, if any, of the trainees are to be trained by the subcontractor, provided however, that the Contractor shall retain the primary responsibility for meeting the training requirements imposed by this special provision. The Contractor shall also ensure that this Training Special Provision is made applicable to such subcontract. Where feasible, 25 percent of apprentices or trainees in each occupation shall be in their first year of apprenticeship or training.

The number of trainees shall be distributed among the work classifications on the basis of the Contractor's needs and the availability of journeymen in the various classifications within the reasonable area of recruitment. Prior to commencing construction, the Contractor shall submit to the Illinois Department of Transportation for approval the number of trainees to be trained in each selected classification and training program to be used. Furthermore, the Contractor shall specify the starting time for training in each of the classifications. The Contractor will be credited for each trainee it employs on the contract work who is currently enrolled or becomes enrolled in an approved program and will be reimbursed for such trainees as provided hereinafter.

Training and upgrading of minorities and women toward journeyman status is a primary objective of this Training Special Provision. Accordingly, the Contractor shall make every effort to enroll minority trainees and women (e.g. by conducting systematic and direct recruitment through public and private sources likely to yield minority and women trainees) to the extent such persons are available within a reasonable area of recruitment. The Contractor will be responsible for demonstrating the steps it has taken in pursuance thereof, prior to a determination as to whether the Contractor is in compliance with this Training Special Provision. This training commitment is not intended, and shall not be used, to discriminate against any applicant for training, whether a member of a minority group or not.

No employee shall be employed as a trainee in any classification in which he or she has successfully completed a training course leading to journeyman status or in which he or she has been employed as a journeyman. The Contractor should satisfy this requirement by including appropriate questions in the employee application or by other suitable means. Regardless of the method used, the Contractor's records should document the findings in each case.

The minimum length and type of training for each classification will be as established in the training program selected by the Contractor and approved by the Illinois Department of Transportation and the Federal Highway Administration. The Illinois Department of Transportation and the Federal Highway Administration shall approve a program, if it is reasonably calculated to meet the equal employment opportunity obligations of the Contractor and to qualify the average trainee for journeyman status in the classification concerned by the end of the training period. Furthermore, apprenticeship programs registered with the U.S. Department of Labor, Bureau of Apprenticeship and Training, or with a State apprenticeship agency recognized by the Bureau and training programs approved by not necessarily sponsored by the U.S. Department of Labor Employment Training Administration shall also be considered acceptable provided it is being administered in a manner consistent with the equal employment obligations of Federal-aid highway construction contracts. Approval or acceptance of a training program shall be obtained from the State prior to commencing work on the classification covered by the program. It is the intention of these provisions that training is to be provided in the construction crafts rather than clerk-typists or secretarial-type positions. Training is permissible in lower level management positions such as office engineers, estimators, timekeepers, etc., where the training is oriented toward construction applications. Training in the laborer classification may be permitted provided that significant and meaningful training is provided and approved by the Illinois Department of Transportation and the Federal Highway Administration. Some offsite training is permissible as long as the training is an integral part of an approved training program and does not comprise a significant part of the overall training.

Except as otherwise noted below, the Contractor will be reimbursed 80 cents per hour of training given an employee on this contract in accordance with an approved training program. As approved by the Engineer, reimbursement will be made for training of persons in excess of the number specified herein. This reimbursement will be made even though the Contractor receives additional training program funds from other sources, provided such other source does not specifically prohibit the Contractor from receiving other reimbursement. Reimbursement for offsite training indicated above may only be made to the Contractor where he does one or more of the following and the trainees are concurrently employed on a Federal-aid project; contributes to the cost of the training, provides the instruction to the trainee or pays the trainee's wages during the offsite training period.

No payment shall be made to the Contractor if either the failure to provide the required training, or the failure to hire the trainee as a journeyman, is caused by the Contractor and evidences a lack of good faith on the part of the Contractor in meeting the requirement of this Training Special Provision. It is normally expected that a trainee will begin his training on the project as soon as feasible after start of work utilizing the skill involved and remain on the project as long as training opportunities exist in his work classification or until he has completed his training program.

It is not required that all trainees be on board for the entire length of the contract. A Contractor will have fulfilled his responsibilities under this Training Special Provision if he has provided acceptable training to the number of trainees specified. The number trained shall be determined on the basis of the total number enrolled on the contract for a significant period.



Trainees will be paid at least 60 percent of the appropriate minimum journeyman's rate specified in the contract for the first half of the training period, 75 percent for the third quarter of the training period, and 90 percent for the last quarter of the training period, unless apprentices or trainees in an approved existing program are enrolled as trainees on this project. In that case, the appropriate rates approved by the Departments of Labor or Transportation in connection with the existing program shall apply to all trainees being trained for the same classification who are covered by this Training Special Provision.

The Contractor shall furnish the trainee a copy of the program he will follow in providing the training. The Contractor shall provide each trainee with a certification showing the type and length of training satisfactorily complete.

The Contractor shall provide for the maintenance of records and furnish periodic reports documenting its performance under this Training Special Provision.

For contracts with an awarded contract value of \$500,000 or more, the Contractor is required to comply with the Illinois Works Apprenticeship Initiative (30 ILCS 559/20-20 to 20-25) and all applicable administrative rules to the extent permitted by Section 20-20(g). For federally funded projects, the number of trainees to be trained under this contract, as stated in the Training Special Provisions, will be the established goal for the Illinois Works Apprenticeship Initiative 30 ILCS 559/20-20(g). The Contractor shall make a good faith effort to meet this goal. For federally funded projects, the Illinois Works Apprenticeship Initiative will be implemented using the FHWA approved OJT procedures. The Contractor must comply with the recordkeeping and reporting obligations of the Illinois Works Apprenticeship Initiative for the life of the project, including the certification as to whether the trainee/apprentice labor hour goals were met.

Method of Measurement. The unit of measurement is in hours.

Basis of Payment. This work will be paid for at the contract unit price of 80 cents per hour for TRAINEES. The estimated total number of hours, unit price, and total price have been included in the schedule of prices.

20338

## **VEHICLE AND EQUIPMENT WARNING LIGHTS (BDE)**

Effective: November 1, 2021

Revised: November 1, 2022

Add the following paragraph after the first paragraph of Article 701.08 of the Standard Specifications:

“The Contractor shall equip all vehicles and equipment with high-intensity oscillating, rotating, or flashing, amber or amber-and-white, warning lights which are visible from all directions. In accordance with 625 ILCS 5/12-215, the lights may only be in operation while the vehicle or equipment is engaged in construction operations.”

80439

## WORK ZONE TRAFFIC CONTROL DEVICES (BDE)

Effective: March 2, 2020

Revised: January 1, 2026

Add the following to Article 701.03 of the Standard Specifications:

“(q) Temporary Sign Supports ..... 1106.02”

Revise Article 701.03(p) of the Standard Specifications to read:

“(p) Detectable Pedestrian Channelizing Barricades ..... 1106.02(m)”

Revise the third paragraph of Article 701.14 of the Standard Specifications to read:

“For temporary sign supports, the Contractor shall provide a FHWA eligibility letter for each device used on the contract. The letter shall provide information for the set-up and use of the device as well as a detailed drawing of the device. The signs shall be supported within 20 degrees of vertical. Weights used to stabilize signs shall be attached to the sign support per the manufacturer’s specifications.”

Revise the first paragraph of Article 701.15 of the Standard Specifications to read:

“**701.15 Traffic Control Devices.** For devices that must meet crashworthiness standards, the Contractor shall provide a manufacturer’s self-certification or a FHWA eligibility letter for each Category 1 device and a FHWA eligibility letter for each Category 2 and Category 3 device used on the contract. The self-certification or letter shall provide information for the set-up and use of the device as well as a detailed drawing of the device.”

Revise the first six paragraphs of Article 1106.02 of the Standard Specifications to read:

“**1106.02 Devices.** Work zone traffic control devices and combinations of devices shall meet crashworthiness standards for their respective categories. The categories are as follows.

Category 1 includes small, lightweight, channelizing and delineating devices that have been in common use for many years and are known to be crashworthy by crash testing of similar devices or years of demonstrable safe performance. These include cones, tubular markers, plastic drums, and delineators, with no attachments (e.g. lights). Category 1 devices shall be MASH compliant.

Category 2 includes devices that are not expected to produce significant vehicular velocity change but may otherwise be hazardous. These include vertical panels with lights, barricades, temporary sign supports, and Category 1 devices with attachments (e.g. drums with lights). Category 2 devices shall be MASH compliant.

Category 3 includes devices that are expected to cause significant velocity changes or other potentially harmful reactions to impacting vehicles. These include crash cushions (impact attenuators), truck mounted attenuators, and other devices not meeting the definitions of Category 1 or 2. Category 3 devices manufactured after December 31, 2019 shall be MASH compliant. Category 3 devices manufactured on or before December 31, 2019, and compliant with NCHRP 350, may be used on contracts let before December 31, 2029. Category 3 devices shall be crash tested for Test Level 3 or the test level specified.

Category 4 includes portable or trailer-mounted devices such as sign supports, speed feedback displays, arrow boards, changeable message signs, temporary traffic signals, and area lighting supports. It is preferable for Category 4 devices manufactured after December 31, 2019 to be MASH-16 compliant; however, there are currently no crash tested devices in this category, so it remains exempt from the NCHRP 350 or MASH compliance requirement.

For each type of device, when no more than one MASH compliant is available, an NCHRP 350 compliant device may be used, even if manufactured after December 31, 2019.”

Revise the first paragraph of Section 1106.02(a) of the Standard Specifications to read:

- “(a) Lights. Lights shall meet the requirements of Chapter 13 of the “Equipment and Materials Standards of the Institute of Transportation Engineers,” 1998, Institute of Transportation Engineers, and shall be visible on a clear night from a distance of 3000 ft (900 m). Lights are classified as follows.”

Revise Articles 1106.02(g), 1106.02(k), 1106.02(l), and 1106.02(m) of the Standard Specifications to read:

- “(g) Truck Mounted/Trailer Mounted Attenuators. The attenuator shall be approved for use at Test Level 3. Test Level 2 may be used for normal posted speeds less than or equal to 45 mph.

- (k) Temporary Water Filled Barrier. The water filled barrier shall be a lightweight plastic shell designed to accept water ballast and be on the Department’s qualified product list.

Shop drawings shall be furnished by the manufacturer and shall indicate the deflection of the barrier as determined by acceptance testing; the configuration of the barrier in that test; and the vehicle weight, velocity, and angle of impact of the deflection test. The Engineer shall be provided one copy of the shop drawings.

- (l) Movable Traffic Barrier. The movable traffic barrier shall be on the Department’s qualified product list.

Shop drawings shall be furnished by the manufacturer and shall indicate the deflection of the barrier as determined by acceptance testing; the configuration of the barrier in that test; and the vehicle weight, velocity, and angle of impact of the deflection test. The

Engineer shall be provided one copy of the shop drawings. The barrier shall be capable of being moved on and off the roadway on a daily basis.

- (m) Detectable Pedestrian Channelizing Barricades. The top panel or handrail shall be continuous and there should be at least a 2 in. (50 mm) gap between the hand trailing edge and its support. When visible to vehicular traffic, the top rail shall have alternating white and orange retroreflective stripes sloping at 45 degrees. The bottom panel shall be continuous and have alternating white and orange retroreflective stripes sloping at 45 degrees. Barricade stripes shall be 6 in. (150 mm) in width. The predominant color for other barricade components shall be white, orange, or silver."

80427

**WORKING DAYS (BDE)**

Effective: January 1, 2002

The Contractor shall complete the work within            working days.

80071

**REQUIRED CONTRACT PROVISIONS FEDERAL-AID CONSTRUCTION CONTRACTS**

- I. General
- II. Nondiscrimination
- III. Non-segregated Facilities
- IV. Davis-Bacon and Related Act Provisions
- V. Contract Work Hours and Safety Standards Act Provisions
- VI. Subletting or Assigning the Contract
- VII. Safety: Accident Prevention
- VIII. False Statements Concerning Highway Projects
- IX. Implementation of Clean Air Act and Federal Water Pollution Control Act
- X. Certification Regarding Debarment, Suspension, Ineligibility and Voluntary Exclusion
- XI. Certification Regarding Use of Contract Funds for Lobbying
- XII. Use of United States-Flag Vessels:

**ATTACHMENTS**

A. Employment and Materials Preference for Appalachian Development Highway System or Appalachian Local Access Road Contracts (included in Appalachian contracts only)

**I. GENERAL**

1. Form FHWA-1273 must be physically incorporated in each construction contract funded under title 23, United States Code, as required in 23 CFR 633.102(b) (excluding emergency contracts solely intended for debris removal). The contractor (or subcontractor) must insert this form in each subcontract and further require its inclusion in all lower tier subcontracts (excluding purchase orders, rental agreements and other agreements for supplies or services). 23 CFR 633.102(e).

The applicable requirements of Form FHWA-1273 are incorporated by reference for work done under any purchase order, rental agreement or agreement for other services. The prime contractor shall be responsible for compliance by any subcontractor, lower-tier subcontractor or service provider. 23 CFR 633.102(e).

Form FHWA-1273 must be included in all Federal-aid design-build contracts, in all subcontracts and in lower tier subcontracts (excluding subcontracts for design services, purchase orders, rental agreements and other agreements for supplies or services) in accordance with 23 CFR 633.102. The design-builder shall be responsible for compliance by any subcontractor, lower-tier subcontractor or service provider.

Contracting agencies may reference Form FHWA-1273 in solicitation-for-bids or request-for-proposals documents, however, the Form FHWA-1273 must be physically incorporated (not referenced) in all contracts, subcontracts and lower-tier subcontracts (excluding purchase orders, rental agreements and other agreements for supplies or services related to a construction contract). 23 CFR 633.102(b).

2. Subject to the applicability criteria noted in the following sections, these contract provisions shall apply to all work

performed on the contract by the contractor's own organization and with the assistance of workers under the contractor's immediate superintendence and to all work performed on the contract by piecework, station work, or by subcontract. 23 CFR 633.102(d).

3. A breach of any of the stipulations contained in these Required Contract Provisions may be sufficient grounds for withholding of progress payments, withholding of final payment, termination of the contract, suspension / debarment or any other action determined to be appropriate by the contracting agency and FHWA.

4. Selection of Labor: During the performance of this contract, the contractor shall not use convict labor for any purpose within the limits of a construction project on a Federal-aid highway unless it is labor performed by convicts who are on parole, supervised release, or probation. 23 U.S.C. 114(b). The term Federal-aid highway does not include roadways functionally classified as local roads or rural minor collectors. 23 U.S.C. 101(a).

**II. NONDISCRIMINATION** (23 CFR 230.107(a); 23 CFR Part 230, Subpart A, Appendix A; EO 11246)

The provisions of this section related to 23 CFR Part 230, Subpart A, Appendix A are applicable to all Federal-aid construction contracts and to all related construction subcontracts of \$10,000 or more. The provisions of 23 CFR Part 230 are not applicable to material supply, engineering, or architectural service contracts.

In addition, the contractor and all subcontractors must comply with the following policies: Executive Order 11246, 41 CFR Part 60, 29 CFR Parts 1625-1627, 23 U.S.C. 140, Section 504 of the Rehabilitation Act of 1973, as amended (29 U.S.C. 794), Title VI of the Civil Rights Act of 1964, as amended (42 U.S.C. 2000d et seq.), and related regulations including 49 CFR Parts 21, 26, and 27; and 23 CFR Parts 200, 230, and 633.

The contractor and all subcontractors must comply with: the requirements of the Equal Opportunity Clause in 41 CFR 60-1.4(b) and, for all construction contracts exceeding \$10,000, the Standard Federal Equal Employment Opportunity Construction Contract Specifications in 41 CFR 60-4.3.

Note: The U.S. Department of Labor has exclusive authority to determine compliance with Executive Order 11246 and the policies of the Secretary of Labor including 41 CFR Part 60, and 29 CFR Parts 1625-1627. The contracting agency and the FHWA have the authority and the responsibility to ensure compliance with 23 U.S.C. 140, Section 504 of the Rehabilitation Act of 1973, as amended (29 U.S.C. 794), and Title VI of the Civil Rights Act of 1964, as amended (42 U.S.C. 2000d et seq.), and related regulations including 49 CFR Parts 21, 26, and 27; and 23 CFR Parts 200, 230, and 633.

The following provision is adopted from 23 CFR Part 230, Subpart A, Appendix A, with appropriate revisions to conform to the U.S. Department of Labor (US DOL) and FHWA requirements.

**1. Equal Employment Opportunity:** Equal Employment Opportunity (EEO) requirements not to discriminate and to take affirmative action to assure equal opportunity as set forth under laws, executive orders, rules, regulations (see 28 CFR Part 35, 29 CFR Part 1630, 29 CFR Parts 1625-1627, 41 CFR Part 60 and 49 CFR Part 27) and orders of the Secretary of Labor as modified by the provisions prescribed herein, and imposed pursuant to 23 U.S.C. 140, shall constitute the EEO and specific affirmative action standards for the contractor's project activities under this contract. The provisions of the Americans with Disabilities Act of 1990 (42 U.S.C. 12101 et seq.) set forth under 28 CFR Part 35 and 29 CFR Part 1630 are incorporated by reference in this contract. In the execution of this contract, the contractor agrees to comply with the following minimum specific requirement activities of EEO:

a. The contractor will work with the contracting agency and the Federal Government to ensure that it has made every good faith effort to provide equal opportunity with respect to all of its terms and conditions of employment and in their review of activities under the contract. 23 CFR 230.409 (g)(4) & (5).

b. The contractor will accept as its operating policy the following statement:

"It is the policy of this Company to assure that applicants are employed, and that employees are treated during employment, without regard to their race, religion, sex, sexual orientation, gender identity, color, national origin, age or disability. Such action shall include: employment, upgrading, demotion, or transfer; recruitment or recruitment advertising; layoff or termination; rates of pay or other forms of compensation; and selection for training, including apprenticeship, pre-apprenticeship, and/or on-the-job training."

**2. EEO Officer:** The contractor will designate and make known to the contracting officers an EEO Officer who will have the responsibility for and must be capable of effectively administering and promoting an active EEO program and who must be assigned adequate authority and responsibility to do so.

**3. Dissemination of Policy:** All members of the contractor's staff who are authorized to hire, supervise, promote, and discharge employees, or who recommend such action or are substantially involved in such action, will be made fully cognizant of and will implement the contractor's EEO policy and contractual responsibilities to provide EEO in each grade and classification of employment. To ensure that the above agreement will be met, the following actions will be taken as a minimum:

a. Periodic meetings of supervisory and personnel office employees will be conducted before the start of work and then not less often than once every six months, at which time the contractor's EEO policy and its implementation will be reviewed and explained. The meetings will be conducted by the EEO Officer or other knowledgeable company official.

b. All new supervisory or personnel office employees will be given a thorough indoctrination by the EEO Officer, covering all major aspects of the contractor's EEO obligations within thirty days following their reporting for duty with the contractor.

c. All personnel who are engaged in direct recruitment for the project will be instructed by the EEO Officer in the contractor's procedures for locating and hiring minorities and women.

d. Notices and posters setting forth the contractor's EEO policy will be placed in areas readily accessible to employees, applicants for employment and potential employees.

e. The contractor's EEO policy and the procedures to implement such policy will be brought to the attention of employees by means of meetings, employee handbooks, or other appropriate means.

**4. Recruitment:** When advertising for employees, the contractor will include in all advertisements for employees the notation: "An Equal Opportunity Employer." All such advertisements will be placed in publications having a large circulation among minorities and women in the area from which the project work force would normally be derived.

a. The contractor will, unless precluded by a valid bargaining agreement, conduct systematic and direct recruitment through public and private employee referral sources likely to yield qualified minorities and women. To meet this requirement, the contractor will identify sources of potential minority group employees and establish with such identified sources procedures whereby minority and women applicants may be referred to the contractor for employment consideration.

b. In the event the contractor has a valid bargaining agreement providing for exclusive hiring hall referrals, the contractor is expected to observe the provisions of that agreement to the extent that the system meets the contractor's compliance with EEO contract provisions. Where implementation of such an agreement has the effect of discriminating against minorities or women, or obligates the contractor to do the same, such implementation violates Federal nondiscrimination provisions.

c. The contractor will encourage its present employees to refer minorities and women as applicants for employment. Information and procedures with regard to referring such applicants will be discussed with employees.

**5. Personnel Actions:** Wages, working conditions, and employee benefits shall be established and administered, and personnel actions of every type, including hiring, upgrading, promotion, transfer, demotion, layoff, and termination, shall be taken without regard to race, color, religion, sex, sexual orientation, gender identity, national origin, age or disability. The following procedures shall be followed:

a. The contractor will conduct periodic inspections of project sites to ensure that working conditions and employee facilities do not indicate discriminatory treatment of project site personnel.

b. The contractor will periodically evaluate the spread of wages paid within each classification to determine any evidence of discriminatory wage practices.

c. The contractor will periodically review selected personnel actions in depth to determine whether there is evidence of discrimination. Where evidence is found, the contractor will promptly take corrective action. If the review indicates that the discrimination may extend beyond the actions reviewed, such corrective action shall include all affected persons.

d. The contractor will promptly investigate all complaints of alleged discrimination made to the contractor in connection with its obligations under this contract, will attempt to resolve such complaints, and will take appropriate corrective action



within a reasonable time. If the investigation indicates that the discrimination may affect persons other than the complainant, such corrective action shall include such other persons. Upon completion of each investigation, the contractor will inform every complainant of all of their avenues of appeal.

#### **6. Training and Promotion:**

a. The contractor will assist in locating, qualifying, and increasing the skills of minorities and women who are applicants for employment or current employees. Such efforts should be aimed at developing full journey level status employees in the type of trade or job classification involved.

b. Consistent with the contractor's work force requirements and as permissible under Federal and State regulations, the contractor shall make full use of training programs (i.e., apprenticeship and on-the-job training programs for the geographical area of contract performance). In the event a special provision for training is provided under this contract, this subparagraph will be superseded as indicated in the special provision. The contracting agency may reserve training positions for persons who receive welfare assistance in accordance with 23 U.S.C. 140(a).

c. The contractor will advise employees and applicants for employment of available training programs and entrance requirements for each.

d. The contractor will periodically review the training and promotion potential of employees who are minorities and women and will encourage eligible employees to apply for such training and promotion.

**7. Unions:** If the contractor relies in whole or in part upon unions as a source of employees, the contractor will use good faith efforts to obtain the cooperation of such unions to increase opportunities for minorities and women. 23 CFR 230.409. Actions by the contractor, either directly or through a contractor's association acting as agent, will include the procedures set forth below:

a. The contractor will use good faith efforts to develop, in cooperation with the unions, joint training programs aimed toward qualifying more minorities and women for membership in the unions and increasing the skills of minorities and women so that they may qualify for higher paying employment.

b. The contractor will use good faith efforts to incorporate an EEO clause into each union agreement to the end that such union will be contractually bound to refer applicants without regard to their race, color, religion, sex, sexual orientation, gender identity, national origin, age, or disability.

c. The contractor is to obtain information as to the referral practices and policies of the labor union except that to the extent such information is within the exclusive possession of the labor union and such labor union refuses to furnish such information to the contractor, the contractor shall so certify to the contracting agency and shall set forth what efforts have been made to obtain such information.

d. In the event the union is unable to provide the contractor with a reasonable flow of referrals within the time limit set forth in the collective bargaining agreement, the contractor will, through independent recruitment efforts, fill the employment vacancies without regard to race, color, religion, sex, sexual orientation, gender identity, national origin, age, or disability; making full efforts to obtain qualified and/or qualifiable minorities and women. The failure of a union to provide

sufficient referrals (even though it is obligated to provide exclusive referrals under the terms of a collective bargaining agreement) does not relieve the contractor from the requirements of this paragraph. In the event the union referral practice prevents the contractor from meeting the obligations pursuant to Executive Order 11246, as amended, and these special provisions, such contractor shall immediately notify the contracting agency.

#### **8. Reasonable Accommodation for Applicants /**

**Employees with Disabilities:** The contractor must be familiar with the requirements for and comply with the Americans with Disabilities Act and all rules and regulations established thereunder. Employers must provide reasonable accommodation in all employment activities unless to do so would cause an undue hardship.

#### **9. Selection of Subcontractors, Procurement of Materials and Leasing of Equipment:**

The contractor shall not discriminate on the grounds of race, color, religion, sex, sexual orientation, gender identity, national origin, age, or disability in the selection and retention of subcontractors, including procurement of materials and leases of equipment. The contractor shall take all necessary and reasonable steps to ensure nondiscrimination in the administration of this contract.

a. The contractor shall notify all potential subcontractors, suppliers, and lessors of their EEO obligations under this contract.

b. The contractor will use good faith efforts to ensure subcontractor compliance with their EEO obligations.

#### **10. Assurances Required:**

a. The requirements of 49 CFR Part 26 and the State DOT's FHWA-approved Disadvantaged Business Enterprise (DBE) program are incorporated by reference.

b. The contractor, subrecipient or subcontractor shall not discriminate on the basis of race, color, national origin, or sex in the performance of this contract. The contractor shall carry out applicable requirements of 49 CFR part 26 in the award and administration of DOT-assisted contracts. Failure by the contractor to carry out these requirements is a material breach of this contract, which may result in the termination of this contract or such other remedy as the recipient deems appropriate, which may include, but is not limited to:

- (1) Withholding monthly progress payments;
- (2) Assessing sanctions;
- (3) Liquidated damages; and/or
- (4) Disqualifying the contractor from future bidding as non-responsible.

c. The Title VI and nondiscrimination provisions of U.S. DOT Order 1050.2A at Appendixes A and E are incorporated by reference. 49 CFR Part 21.

**11. Records and Reports:** The contractor shall keep such records as necessary to document compliance with the EEO requirements. Such records shall be retained for a period of three years following the date of the final payment to the contractor for all contract work and shall be available at reasonable times and places for inspection by authorized representatives of the contracting agency and the FHWA.

a. The records kept by the contractor shall document the following:

(1) The number and work hours of minority and non-minority group members and women employed in each work classification on the project;

(2) The progress and efforts being made in cooperation with unions, when applicable, to increase employment opportunities for minorities and women; and

(3) The progress and efforts being made in locating, hiring, training, qualifying, and upgrading minorities and women.

b. The contractors and subcontractors will submit an annual report to the contracting agency each July for the duration of the project indicating the number of minority, women, and non-minority group employees currently engaged in each work classification required by the contract work. This information is to be reported on [Form FHWA-1391](#). The staffing data should represent the project work force on board in all or any part of the last payroll period preceding the end of July. If on-the-job training is being required by special provision, the contractor will be required to collect and report training data. The employment data should reflect the work force on board during all or any part of the last payroll period preceding the end of July.

### III. NONSEGREGATED FACILITIES

This provision is applicable to all Federal-aid construction contracts and to all related construction subcontracts of more than \$10,000. 41 CFR 60-1.5.

As prescribed by 41 CFR 60-1.8, the contractor must ensure that facilities provided for employees are provided in such a manner that segregation on the basis of race, color, religion, sex, sexual orientation, gender identity, or national origin cannot result. The contractor may neither require such segregated use by written or oral policies nor tolerate such use by employee custom. The contractor's obligation extends further to ensure that its employees are not assigned to perform their services at any location under the contractor's control where the facilities are segregated. The term "facilities" includes waiting rooms, work areas, restaurants and other eating areas, time clocks, restrooms, washrooms, locker rooms and other storage or dressing areas, parking lots, drinking fountains, recreation or entertainment areas, transportation, and housing provided for employees. The contractor shall provide separate or single-user restrooms and necessary dressing or sleeping areas to assure privacy between sexes.

### IV. DAVIS-BACON AND RELATED ACT PROVISIONS

This section is applicable to all Federal-aid construction projects exceeding \$2,000 and to all related subcontracts and lower-tier subcontracts (regardless of subcontract size), in accordance with 29 CFR 5.5. The requirements apply to all projects located within the right-of-way of a roadway that is functionally classified as Federal-aid highway. 23 U.S.C. 113. This excludes roadways functionally classified as local roads or rural minor collectors, which are exempt. 23 U.S.C. 101. Where applicable law requires that projects be treated as a project on a Federal-aid highway, the provisions of this subpart will apply regardless of the location of the project. Examples include: Surface Transportation Block Grant Program projects funded under 23 U.S.C. 133 [excluding recreational trails projects], the Nationally Significant Freight and Highway

Projects funded under 23 U.S.C. 117, and National Highway Freight Program projects funded under 23 U.S.C. 167.

The following provisions are from the U.S. Department of Labor regulations in 29 CFR 5.5 "Contract provisions and related matters" with minor revisions to conform to the FHWA- 1273 format and FHWA program requirements.

#### 1. Minimum wages (29 CFR 5.5)

a. *Wage rates and fringe benefits.* All laborers and mechanics employed or working upon the site of the work (or otherwise working in construction or development of the project under a development statute), will be paid unconditionally and not less often than once a week, and without subsequent deduction or rebate on any account (except such payroll deductions as are permitted by regulations issued by the Secretary of Labor under the Copeland Act ([29 CFR part 3](#))), the full amount of basic hourly wages and bona fide fringe benefits (or cash equivalents thereof) due at time of payment computed at rates not less than those contained in the wage determination of the Secretary of Labor which is attached hereto and made a part hereof, regardless of any contractual relationship which may be alleged to exist between the contractor and such laborers and mechanics. As provided in paragraphs (d) and (e) of 29 CFR 5.5, the appropriate wage determinations are effective by operation of law even if they have not been attached to the contract. Contributions made or costs reasonably anticipated for bona fide fringe benefits under the Davis-Bacon Act ([40 U.S.C. 3141\(2\)\(B\)](#)) on behalf of laborers or mechanics are considered wages paid to such laborers or mechanics, subject to the provisions of paragraph 1.e. of this section; also, regular contributions made or costs incurred for more than a weekly period (but not less often than quarterly) under plans, funds, or programs which cover the particular weekly period, are deemed to be constructively made or incurred during such weekly period. Such laborers and mechanics must be paid the appropriate wage rate and fringe benefits on the wage determination for the classification(s) of work actually performed, without regard to skill, except as provided in paragraph 4. of this section. Laborers or mechanics performing work in more than one classification may be compensated at the rate specified for each classification for the time actually worked therein: *Provided*, That the employer's payroll records accurately set forth the time spent in each classification in which work is performed. The wage determination (including any additional classifications and wage rates conformed under paragraph 1.c. of this section) and the Davis-Bacon poster (WH-1321) must be posted at all times by the contractor and its subcontractors at the site of the work in a prominent and accessible place where it can be easily seen by the workers.

b. *Frequently recurring classifications.* (1) In addition to wage and fringe benefit rates that have been determined to be prevailing under the procedures set forth in [29 CFR part 1](#), a wage determination may contain, pursuant to § 1.3(f), wage and fringe benefit rates for classifications of laborers and mechanics for which conformance requests are regularly submitted pursuant to paragraph 1.c. of this section, provided that

(i) The work performed by the classification is not performed by a classification in the wage determination for which a prevailing wage rate has been determined;

(ii) The classification is used in the area by the construction industry; and

(iii) The wage rate for the classification bears a reasonable relationship to the prevailing wage rates contained in the wage determination.

(2) The Administrator will establish wage rates for such classifications in accordance with paragraph 1.c.(1)(iii) of this section. Work performed in such a classification must be paid at no less than the wage and fringe benefit rate listed on the wage determination for such classification.

c. *Conformance.* (1) The contracting officer must require that any class of laborers or mechanics, including helpers, which is not listed in the wage determination and which is to be employed under the contract be classified in conformance with the wage determination. Conformance of an additional classification and wage rate and fringe benefits is appropriate only when the following criteria have been met:

(i) The work to be performed by the classification requested is not performed by a classification in the wage determination; and

(ii) The classification is used in the area by the construction industry; and

(iii) The proposed wage rate, including any bona fide fringe benefits, bears a reasonable relationship to the wage rates contained in the wage determination.

(2) The conformance process may not be used to split, subdivide, or otherwise avoid application of classifications listed in the wage determination.

(3) If the contractor and the laborers and mechanics to be employed in the classification (if known), or their representatives, and the contracting officer agree on the classification and wage rate (including the amount designated for fringe benefits where appropriate), a report of the action taken will be sent by the contracting officer by email to [DBAconformance@dol.gov](mailto:DBAconformance@dol.gov). The Administrator, or an authorized representative, will approve, modify, or disapprove every additional classification action within 30 days of receipt and so advise the contracting officer or will notify the contracting officer within the 30-day period that additional time is necessary.

(4) In the event the contractor, the laborers or mechanics to be employed in the classification or their representatives, and the contracting officer do not agree on the proposed classification and wage rate (including the amount designated for fringe benefits, where appropriate), the contracting officer will, by email to [DBAconformance@dol.gov](mailto:DBAconformance@dol.gov), refer the questions, including the views of all interested parties and the recommendation of the contracting officer, to the Administrator for determination. The Administrator, or an authorized representative, will issue a determination within 30 days of receipt and so advise the contracting officer or will notify the contracting officer within the 30-day period that additional time is necessary.

(5) The contracting officer must promptly notify the contractor of the action taken by the Wage and Hour Division

under paragraphs 1.c.(3) and (4) of this section. The contractor must furnish a written copy of such determination to each affected worker or it must be posted as a part of the wage determination. The wage rate (including fringe benefits where appropriate) determined pursuant to paragraph 1.c.(3) or (4) of this section must be paid to all workers performing work in the classification under this contract from the first day on which work is performed in the classification.

d. *Fringe benefits not expressed as an hourly rate.* Whenever the minimum wage rate prescribed in the contract for a class of laborers or mechanics includes a fringe benefit which is not expressed as an hourly rate, the contractor may either pay the benefit as stated in the wage determination or may pay another bona fide fringe benefit or an hourly cash equivalent thereof.

e. *Unfunded plans.* If the contractor does not make payments to a trustee or other third person, the contractor may consider as part of the wages of any laborer or mechanic the amount of any costs reasonably anticipated in providing bona fide fringe benefits under a plan or program, *Provided*, That the Secretary of Labor has found, upon the written request of the contractor, in accordance with the criteria set forth in § 5.28, that the applicable standards of the Davis-Bacon Act have been met. The Secretary of Labor may require the contractor to set aside in a separate account assets for the meeting of obligations under the plan or program.

f. *Interest.* In the event of a failure to pay all or part of the wages required by the contract, the contractor will be required to pay interest on any underpayment of wages.

## 2. Withholding (29 CFR 5.5)

a. *Withholding requirements.* The contracting agency may, upon its own action, or must, upon written request of an authorized representative of the Department of Labor, withhold or cause to be withheld from the contractor so much of the accrued payments or advances as may be considered necessary to satisfy the liabilities of the prime contractor or any subcontractor for the full amount of wages and monetary relief, including interest, required by the clauses set forth in this section for violations of this contract, or to satisfy any such liabilities required by any other Federal contract, or federally assisted contract subject to Davis-Bacon labor standards, that is held by the same prime contractor (as defined in § 5.2). The necessary funds may be withheld from the contractor under this contract, any other Federal contract with the same prime contractor, or any other federally assisted contract that is subject to Davis-Bacon labor standards requirements and is held by the same prime contractor, regardless of whether the other contract was awarded or assisted by the same agency, and such funds may be used to satisfy the contractor liability for which the funds were withheld. In the event of a contractor's failure to pay any laborer or mechanic, including any apprentice or helper working on the site of the work all or part of the wages required by the contract, or upon the contractor's failure to submit the required records as discussed in paragraph 3.d. of this section, the contracting agency may on its own initiative and after written notice to the contractor, take such action as may be necessary to cause the suspension of any further payment, advance, or guarantee of funds until such violations have ceased.

b. *Priority to withheld funds.* The Department has priority to funds withheld or to be withheld in accordance with paragraph

2.a. of this section or Section V, paragraph 3.a., or both, over claims to those funds by:

- (1) A contractor's surety(ies), including without limitation performance bond sureties and payment bond sureties;
- (2) A contracting agency for its procurement costs;
- (3) A trustee(s) (either a court-appointed trustee or a U.S. trustee, or both) in bankruptcy of a contractor, or a contractor's bankruptcy estate;
- (4) A contractor's assignee(s);
- (5) A contractor's successor(s); or
- (6) A claim asserted under the Prompt Payment Act, [31 U.S.C. 3901–3907](#).

### 3. Records and certified payrolls (29 CFR 5.5)

a. *Basic record requirements* (1) *Length of record retention.* All regular payrolls and other basic records must be maintained by the contractor and any subcontractor during the course of the work and preserved for all laborers and mechanics working at the site of the work (or otherwise working in construction or development of the project under a development statute) for a period of at least 3 years after all the work on the prime contract is completed.

(2) *Information required.* Such records must contain the name; Social Security number; last known address, telephone number, and email address of each such worker; each worker's correct classification(s) of work actually performed; hourly rates of wages paid (including rates of contributions or costs anticipated for bona fide fringe benefits or cash equivalents thereof of the types described in [40 U.S.C. 3141\(2\)\(B\)](#) of the Davis-Bacon Act); daily and weekly number of hours actually worked in total and on each covered contract; deductions made; and actual wages paid.

(3) *Additional records relating to fringe benefits.* Whenever the Secretary of Labor has found under paragraph 1.e. of this section that the wages of any laborer or mechanic include the amount of any costs reasonably anticipated in providing benefits under a plan or program described in [40 U.S.C. 3141\(2\)\(B\)](#) of the Davis-Bacon Act, the contractor must maintain records which show that the commitment to provide such benefits is enforceable, that the plan or program is financially responsible, and that the plan or program has been communicated in writing to the laborers or mechanics affected, and records which show the costs anticipated or the actual cost incurred in providing such benefits.

(4) *Additional records relating to apprenticeship.* Contractors with apprentices working under approved programs must maintain written evidence of the registration of apprenticeship programs, the registration of the apprentices, and the ratios and wage rates prescribed in the applicable programs.

b. *Certified payroll requirements* (1) *Frequency and method of submission.* The contractor or subcontractor must submit weekly, for each week in which any DBA- or Related Acts-covered work is performed, certified payrolls to the contracting

agency. The prime contractor is responsible for the submission of all certified payrolls by all subcontractors. A contracting agency or prime contractor may permit or require contractors to submit certified payrolls through an electronic system, as long as the electronic system requires a legally valid electronic signature; the system allows the contractor, the contracting agency, and the Department of Labor to access the certified payrolls upon request for at least 3 years after the work on the prime contract has been completed; and the contracting agency or prime contractor permits other methods of submission in situations where the contractor is unable or limited in its ability to use or access the electronic system.

(2) *Information required.* The certified payrolls submitted must set out accurately and completely all of the information required to be maintained under paragraph 3.a.(2) of this section, except that full Social Security numbers and last known addresses, telephone numbers, and email addresses must not be included on weekly transmittals. Instead, the certified payrolls need only include an individually identifying number for each worker (e.g., the last four digits of the worker's Social Security number). The required weekly certified payroll information may be submitted using Optional Form WH-347 or in any other format desired. Optional Form WH-347 is available for this purpose from the Wage and Hour Division website at <https://www.dol.gov/sites/dolgov/files/WH/legacy/files/wh347.pdf> or its successor website. It is not a violation of this section for a prime contractor to require a subcontractor to provide full Social Security numbers and last known addresses, telephone numbers, and email addresses to the prime contractor for its own records, without weekly submission by the subcontractor to the contracting agency.

(3) *Statement of Compliance.* Each certified payroll submitted must be accompanied by a "Statement of Compliance," signed by the contractor or subcontractor, or the contractor's or subcontractor's agent who pays or supervises the payment of the persons working on the contract, and must certify the following:

(i) That the certified payroll for the payroll period contains the information required to be provided under paragraph 3.b. of this section, the appropriate information and basic records are being maintained under paragraph 3.a. of this section, and such information and records are correct and complete;

(ii) That each laborer or mechanic (including each helper and apprentice) working on the contract during the payroll period has been paid the full weekly wages earned, without rebate, either directly or indirectly, and that no deductions have been made either directly or indirectly from the full wages earned, other than permissible deductions as set forth in [29 CFR part 3](#); and

(iii) That each laborer or mechanic has been paid not less than the applicable wage rates and fringe benefits or cash equivalents for the classification(s) of work actually performed, as specified in the applicable wage determination incorporated into the contract.

(4) *Use of Optional Form WH-347.* The weekly submission of a properly executed certification set forth on the reverse side of Optional Form WH-347 will satisfy the requirement for submission of the "Statement of Compliance" required by paragraph 3.b.(3) of this section.

(5) *Signature*. The signature by the contractor, subcontractor, or the contractor's or subcontractor's agent must be an original handwritten signature or a legally valid electronic signature.

(6) *Falsification*. The falsification of any of the above certifications may subject the contractor or subcontractor to civil or criminal prosecution under [18 U.S.C. 1001](#) and [31 U.S.C. 3729](#).

(7) *Length of certified payroll retention*. The contractor or subcontractor must preserve all certified payrolls during the course of the work and for a period of 3 years after all the work on the prime contract is completed.

c. *Contracts, subcontracts, and related documents*. The contractor or subcontractor must maintain this contract or subcontract and related documents including, without limitation, bids, proposals, amendments, modifications, and extensions. The contractor or subcontractor must preserve these contracts, subcontracts, and related documents during the course of the work and for a period of 3 years after all the work on the prime contract is completed.

d. *Required disclosures and access* (1) *Required record disclosures and access to workers*. The contractor or subcontractor must make the records required under paragraphs 3.a. through 3.c. of this section, and any other documents that the contracting agency, the State DOT, the FHWA, or the Department of Labor deems necessary to determine compliance with the labor standards provisions of any of the applicable statutes referenced by § 5.1, available for inspection, copying, or transcription by authorized representatives of the contracting agency, the State DOT, the FHWA, or the Department of Labor, and must permit such representatives to interview workers during working hours on the job.

(2) *Sanctions for non-compliance with records and worker access requirements*. If the contractor or subcontractor fails to submit the required records or to make them available, or refuses to permit worker interviews during working hours on the job, the Federal agency may, after written notice to the contractor, sponsor, applicant, owner, or other entity, as the case may be, that maintains such records or that employs such workers, take such action as may be necessary to cause the suspension of any further payment, advance, or guarantee of funds. Furthermore, failure to submit the required records upon request or to make such records available, or to permit worker interviews during working hours on the job, may be grounds for debarment action pursuant to § 5.12. In addition, any contractor or other person that fails to submit the required records or make those records available to WHD within the time WHD requests that the records be produced will be precluded from introducing as evidence in an administrative proceeding under [29 CFR part 6](#) any of the required records that were not provided or made available to WHD. WHD will take into consideration a reasonable request from the contractor or person for an extension of the time for submission of records. WHD will determine the reasonableness of the request and may consider, among other things, the location of the records and the volume of production.

(3) *Required information disclosures*. Contractors and subcontractors must maintain the full Social Security number and last known address, telephone number, and email address

of each covered worker, and must provide them upon request to the contracting agency, the State DOT, the FHWA, the contractor, or the Wage and Hour Division of the Department of Labor for purposes of an investigation or other compliance action.

#### **4. Apprentices and equal employment opportunity (29 CFR 5.5)**

a. *Apprentices* (1) *Rate of pay*. Apprentices will be permitted to work at less than the predetermined rate for the work they perform when they are employed pursuant to and individually registered in a bona fide apprenticeship program registered with the U.S. Department of Labor, Employment and Training Administration, Office of Apprenticeship (OA), or with a State Apprenticeship Agency recognized by the OA. A person who is not individually registered in the program, but who has been certified by the OA or a State Apprenticeship Agency (where appropriate) to be eligible for probationary employment as an apprentice, will be permitted to work at less than the predetermined rate for the work they perform in the first 90 days of probationary employment as an apprentice in such a program. In the event the OA or a State Apprenticeship Agency recognized by the OA withdraws approval of an apprenticeship program, the contractor will no longer be permitted to use apprentices at less than the applicable predetermined rate for the work performed until an acceptable program is approved.

(2) *Fringe benefits*. Apprentices must be paid fringe benefits in accordance with the provisions of the apprenticeship program. If the apprenticeship program does not specify fringe benefits, apprentices must be paid the full amount of fringe benefits listed on the wage determination for the applicable classification. If the Administrator determines that a different practice prevails for the applicable apprentice classification, fringe benefits must be paid in accordance with that determination.

(3) *Apprenticeship ratio*. The allowable ratio of apprentices to journeymen on the job site in any craft classification must not be greater than the ratio permitted to the contractor as to the entire work force under the registered program or the ratio applicable to the locality of the project pursuant to paragraph 4.a.(4) of this section. Any worker listed on a payroll at an apprentice wage rate, who is not registered or otherwise employed as stated in paragraph 4.a.(1) of this section, must be paid not less than the applicable wage rate on the wage determination for the classification of work actually performed. In addition, any apprentice performing work on the job site in excess of the ratio permitted under this section must be paid not less than the applicable wage rate on the wage determination for the work actually performed.

(4) *Reciprocity of ratios and wage rates*. Where a contractor is performing construction on a project in a locality other than the locality in which its program is registered, the ratios and wage rates (expressed in percentages of the journeyworker's hourly rate) applicable within the locality in which the construction is being performed must be observed. If there is no applicable ratio or wage rate for the locality of the project, the ratio and wage rate specified in the contractor's registered program must be observed.

b. *Equal employment opportunity*. The use of apprentices and journeymen under this part must be in conformity with



the equal employment opportunity requirements of Executive Order 11246, as amended, and [29 CFR part 30](#).

c. Apprentices and Trainees (programs of the U.S. DOT).

Apprentices and trainees working under apprenticeship and skill training programs which have been certified by the Secretary of Transportation as promoting EEO in connection with Federal-aid highway construction programs are not subject to the requirements of paragraph 4 of this Section IV. 23 CFR 230.111(e)(2). The straight time hourly wage rates for apprentices and trainees under such programs will be established by the particular programs. The ratio of apprentices and trainees to journeymen shall not be greater than permitted by the terms of the particular program.

**5. Compliance with Copeland Act requirements.** The contractor shall comply with the requirements of 29 CFR part 3, which are incorporated by reference in this contract as provided in 29 CFR 5.5.

**6. Subcontracts.** The contractor or subcontractor must insert FHWA-1273 in any subcontracts, along with the applicable wage determination(s) and such other clauses or contract modifications as the contracting agency may by appropriate instructions require, and a clause requiring the subcontractors to include these clauses and wage determination(s) in any lower tier subcontracts. The prime contractor is responsible for the compliance by any subcontractor or lower tier subcontractor with all the contract clauses in this section. In the event of any violations of these clauses, the prime contractor and any subcontractor(s) responsible will be liable for any unpaid wages and monetary relief, including interest from the date of the underpayment or loss, due to any workers of lower-tier subcontractors, and may be subject to debarment, as appropriate. 29 CFR 5.5.

**7. Contract termination: debarment.** A breach of the contract clauses in 29 CFR 5.5 may be grounds for termination of the contract, and for debarment as a contractor and a subcontractor as provided in 29 CFR 5.12.

**8. Compliance with Davis-Bacon and Related Act requirements.** All rulings and interpretations of the Davis-Bacon and Related Acts contained in 29 CFR parts 1, 3, and 5 are herein incorporated by reference in this contract as provided in 29 CFR 5.5.

**9. Disputes concerning labor standards.** As provided in 29 CFR 5.5, disputes arising out of the labor standards provisions of this contract shall not be subject to the general disputes clause of this contract. Such disputes shall be resolved in accordance with the procedures of the Department of Labor set forth in 29 CFR parts 5, 6, and 7. Disputes within the meaning of this clause include disputes between the contractor (or any of its subcontractors) and the contracting agency, the U.S. Department of Labor, or the employees or their representatives.

**10. Certification of eligibility.** a. By entering into this contract, the contractor certifies that neither it nor any person or firm who has an interest in the contractor's firm is a person or firm ineligible to be awarded Government contracts by virtue of [40 U.S.C. 3144\(b\)](#) or § 5.12(a).

b. No part of this contract shall be subcontracted to any person or firm ineligible for award of a Government contract by virtue of [40 U.S.C. 3144\(b\)](#) or § 5.12(a).

c. The penalty for making false statements is prescribed in the U.S. Code, Title 18 Crimes and Criminal Procedure, [18 U.S.C. 1001](#).

**11. Anti-retaliation.** It is unlawful for any person to discharge, demote, intimidate, threaten, restrain, coerce, blacklist, harass, or in any other manner discriminate against, or to cause any person to discharge, demote, intimidate, threaten, restrain, coerce, blacklist, harass, or in any other manner discriminate against, any worker or job applicant for:

a. Notifying any contractor of any conduct which the worker reasonably believes constitutes a violation of the DBA, Related Acts, this part, or [29 CFR part 1](#) or [3](#);

b. Filing any complaint, initiating or causing to be initiated any proceeding, or otherwise asserting or seeking to assert on behalf of themselves or others any right or protection under the DBA, Related Acts, this part, or [29 CFR part 1](#) or [3](#);

c. Cooperating in any investigation or other compliance action, or testifying in any proceeding under the DBA, Related Acts, this part, or [29 CFR part 1](#) or [3](#); or

d. Informing any other person about their rights under the DBA, Related Acts, this part, or [29 CFR part 1](#) or [3](#).

## V. CONTRACT WORK HOURS AND SAFETY STANDARDS ACT

Pursuant to 29 CFR 5.5(b), the following clauses apply to any Federal-aid construction contract in an amount in excess of \$100,000 and subject to the overtime provisions of the Contract Work Hours and Safety Standards Act. These clauses shall be inserted in addition to the clauses required by 29 CFR 5.5(a) or 29 CFR 4.6. As used in this paragraph, the terms laborers and mechanics include watchpersons and guards.

**1. Overtime requirements.** No contractor or subcontractor contracting for any part of the contract work which may require or involve the employment of laborers or mechanics shall require or permit any such laborer or mechanic in any workweek in which he or she is employed on such work to work in excess of forty hours in such workweek unless such laborer or mechanic receives compensation at a rate not less than one and one-half times the basic rate of pay for all hours worked in excess of forty hours in such workweek. 29 CFR 5.5.

**2. Violation; liability for unpaid wages; liquidated damages.** In the event of any violation of the clause set forth in paragraph 1. of this section the contractor and any subcontractor responsible therefor shall be liable for the unpaid wages and interest from the date of the underpayment. In addition, such contractor and subcontractor shall be liable to the United States (in the case of work done under contract for the District of Columbia or a territory, to such District or to such territory), for liquidated damages. Such liquidated damages shall be computed with respect to each individual laborer or

mechanic, including watchpersons and guards, employed in violation of the clause set forth in paragraph 1. of this section, in the sum currently provided in 29 CFR 5.5(b)(2)\* for each calendar day on which such individual was required or permitted to work in excess of the standard workweek of forty hours without payment of the overtime wages required by the clause set forth in paragraph 1. of this section.

\* \$31 as of January 15, 2023 (See 88 FR 88 FR 2210) as may be adjusted annually by the Department of Labor, pursuant to the Federal Civil Penalties Inflation Adjustment Act of 1990.

### 3. Withholding for unpaid wages and liquidated damages

a. *Withholding process.* The FHWA or the contracting agency may, upon its own action, or must, upon written request of an authorized representative of the Department of Labor, withhold or cause to be withheld from the contractor so much of the accrued payments or advances as may be considered necessary to satisfy the liabilities of the prime contractor or any subcontractor for any unpaid wages; monetary relief, including interest; and liquidated damages required by the clauses set forth in this section on this contract, any other Federal contract with the same prime contractor, or any other federally assisted contract subject to the Contract Work Hours and Safety Standards Act that is held by the same prime contractor (as defined in § 5.2). The necessary funds may be withheld from the contractor under this contract, any other Federal contract with the same prime contractor, or any other federally assisted contract that is subject to the Contract Work Hours and Safety Standards Act and is held by the same prime contractor, regardless of whether the other contract was awarded or assisted by the same agency, and such funds may be used to satisfy the contractor liability for which the funds were withheld.

b. *Priority to withheld funds.* The Department has priority to funds withheld or to be withheld in accordance with Section IV paragraph 2.a. or paragraph 3.a. of this section, or both, over claims to those funds by:

- (1) A contractor's surety(ies), including without limitation performance bond sureties and payment bond sureties;
- (2) A contracting agency for its procurement costs;
- (3) A trustee(s) (either a court-appointed trustee or a U.S. trustee, or both) in bankruptcy of a contractor, or a contractor's bankruptcy estate;
- (4) A contractor's assignee(s);
- (5) A contractor's successor(s); or
- (6) A claim asserted under the Prompt Payment Act, [31 U.S.C. 3901](#)–3907.

4. **Subcontracts.** The contractor or subcontractor must insert in any subcontracts the clauses set forth in paragraphs 1. through 5. of this section and a clause requiring the subcontractors to include these clauses in any lower tier subcontracts. The prime contractor is responsible for compliance by any subcontractor or lower tier subcontractor with the clauses set forth in paragraphs 1. through 5. In the

event of any violations of these clauses, the prime contractor and any subcontractor(s) responsible will be liable for any unpaid wages and monetary relief, including interest from the date of the underpayment or loss, due to any workers of lower-tier subcontractors, and associated liquidated damages and may be subject to debarment, as appropriate.

5. **Anti-retaliation.** It is unlawful for any person to discharge, demote, intimidate, threaten, restrain, coerce, blacklist, harass, or in any other manner discriminate against, or to cause any person to discharge, demote, intimidate, threaten, restrain, coerce, blacklist, harass, or in any other manner discriminate against, any worker or job applicant for:

a. Notifying any contractor of any conduct which the worker reasonably believes constitutes a violation of the Contract Work Hours and Safety Standards Act (CWHSSA) or its implementing regulations in this part;

b. Filing any complaint, initiating or causing to be initiated any proceeding, or otherwise asserting or seeking to assert on behalf of themselves or others any right or protection under CWHSSA or this part;

c. Cooperating in any investigation or other compliance action, or testifying in any proceeding under CWHSSA or this part; or

d. Informing any other person about their rights under CWHSSA or this part.

## VI. SUBLETTING OR ASSIGNING THE CONTRACT

This provision is applicable to all Federal-aid construction contracts on the National Highway System pursuant to 23 CFR 635.116.

1. The contractor shall perform with its own organization contract work amounting to not less than 30 percent (or a greater percentage if specified elsewhere in the contract) of the total original contract price, excluding any specialty items designated by the contracting agency. Specialty items may be performed by subcontract and the amount of any such specialty items performed may be deducted from the total original contract price before computing the amount of work required to be performed by the contractor's own organization (23 CFR 635.116).

a. The term "perform work with its own organization" in paragraph 1 of Section VI refers to workers employed or leased by the prime contractor, and equipment owned or rented by the prime contractor, with or without operators. Such term does not include employees or equipment of a subcontractor or lower tier subcontractor, agents of the prime contractor, or any other assignees. The term may include payments for the costs of hiring leased employees from an employee leasing firm meeting all relevant Federal and State regulatory requirements. Leased employees may only be included in this term if the prime contractor meets all of the following conditions: (based on longstanding interpretation)

- (1) the prime contractor maintains control over the supervision of the day-to-day activities of the leased employees;
- (2) the prime contractor remains responsible for the quality of the work of the leased employees;

- (3) the prime contractor retains all power to accept or exclude individual employees from work on the project; and
- (4) the prime contractor remains ultimately responsible for the payment of predetermined minimum wages, the submission of payrolls, statements of compliance and all other Federal regulatory requirements.

b. "Specialty Items" shall be construed to be limited to work that requires highly specialized knowledge, abilities, or equipment not ordinarily available in the type of contracting organizations qualified and expected to bid or propose on the contract as a whole and in general are to be limited to minor components of the overall contract. 23 CFR 635.102.

2. Pursuant to 23 CFR 635.116(a), the contract amount upon which the requirements set forth in paragraph (1) of Section VI is computed includes the cost of material and manufactured products which are to be purchased or produced by the contractor under the contract provisions.

3. Pursuant to 23 CFR 635.116(c), the contractor shall furnish (a) a competent superintendent or supervisor who is employed by the firm, has full authority to direct performance of the work in accordance with the contract requirements, and is in charge of all construction operations (regardless of who performs the work) and (b) such other of its own organizational resources (supervision, management, and engineering services) as the contracting officer determines is necessary to assure the performance of the contract.

4. No portion of the contract shall be sublet, assigned or otherwise disposed of except with the written consent of the contracting officer, or authorized representative, and such consent when given shall not be construed to relieve the contractor of any responsibility for the fulfillment of the contract. Written consent will be given only after the contracting agency has assured that each subcontract is evidenced in writing and that it contains all pertinent provisions and requirements of the prime contract. (based on long-standing interpretation of 23 CFR 635.116).

5. The 30-percent self-performance requirement of paragraph (1) is not applicable to design-build contracts; however, contracting agencies may establish their own self-performance requirements. 23 CFR 635.116(d).

## **VII. SAFETY: ACCIDENT PREVENTION**

This provision is applicable to all Federal-aid construction contracts and to all related subcontracts.

1. In the performance of this contract the contractor shall comply with all applicable Federal, State, and local laws governing safety, health, and sanitation (23 CFR Part 635). The contractor shall provide all safeguards, safety devices and protective equipment and take any other needed actions as it determines, or as the contracting officer may determine, to be reasonably necessary to protect the life and health of employees on the job and the safety of the public and to protect property in connection with the performance of the work covered by the contract. 23 CFR 635.108.

2. It is a condition of this contract, and shall be made a condition of each subcontract, which the contractor enters into pursuant to this contract, that the contractor and any subcontractor shall not permit any employee, in performance of the contract, to work in surroundings or under conditions which are unsanitary, hazardous or dangerous to his/her health or safety, as determined under construction safety and

health standards (29 CFR Part 1926) promulgated by the Secretary of Labor, in accordance with Section 107 of the Contract Work Hours and Safety Standards Act (40 U.S.C. 3704). 29 CFR 1926.10.

3. Pursuant to 29 CFR 1926.3, it is a condition of this contract that the Secretary of Labor or authorized representative thereof, shall have right of entry to any site of contract performance to inspect or investigate the matter of compliance with the construction safety and health standards and to carry out the duties of the Secretary under Section 107 of the Contract Work Hours and Safety Standards Act (40 U.S.C. 3704).

## **VIII. FALSE STATEMENTS CONCERNING HIGHWAY PROJECTS**

This provision is applicable to all Federal-aid construction contracts and to all related subcontracts.

In order to assure high quality and durable construction in conformity with approved plans and specifications and a high degree of reliability on statements and representations made by engineers, contractors, suppliers, and workers on Federal-aid highway projects, it is essential that all persons concerned with the project perform their functions as carefully, thoroughly, and honestly as possible. Willful falsification, distortion, or misrepresentation with respect to any facts related to the project is a violation of Federal law. To prevent any misunderstanding regarding the seriousness of these and similar acts, Form FHWA-1022 shall be posted on each Federal-aid highway project (23 CFR Part 635) in one or more places where it is readily available to all persons concerned with the project:

18 U.S.C. 1020 reads as follows:

"Whoever, being an officer, agent, or employee of the United States, or of any State or Territory, or whoever, whether a person, association, firm, or corporation, knowingly makes any false statement, false representation, or false report as to the character, quality, quantity, or cost of the material used or to be used, or the quantity or quality of the work performed or to be performed, or the cost thereof in connection with the submission of plans, maps, specifications, contracts, or costs of construction on any highway or related project submitted for approval to the Secretary of Transportation; or

Whoever knowingly makes any false statement, false representation, false report or false claim with respect to the character, quality, quantity, or cost of any work performed or to be performed, or materials furnished or to be furnished, in connection with the construction of any highway or related project approved by the Secretary of Transportation; or

Whoever knowingly makes any false statement or false representation as to material fact in any statement, certificate, or report submitted pursuant to provisions of the Federal-aid Roads Act approved July 11, 1916, (39 Stat. 355), as amended and supplemented;

Shall be fined under this title or imprisoned not more than 5 years or both."



**IX. IMPLEMENTATION OF CLEAN AIR ACT AND FEDERAL WATER POLLUTION CONTROL ACT (42 U.S.C. 7606; 2 CFR 200.88; EO 11738)**

This provision is applicable to all Federal-aid construction contracts in excess of \$150,000 and to all related subcontracts. 48 CFR 2.101; 2 CFR 200.327.

By submission of this bid/proposal or the execution of this contract or subcontract, as appropriate, the bidder, proposer, Federal-aid construction contractor, subcontractor, supplier, or vendor agrees to comply with all applicable standards, orders or regulations issued pursuant to the Clean Air Act (42 U.S.C. 7401-7671q) and the Federal Water Pollution Control Act, as amended (33 U.S.C. 1251-1387). Violations must be reported to the Federal Highway Administration and the Regional Office of the Environmental Protection Agency. 2 CFR Part 200, Appendix II.

The contractor agrees to include or cause to be included the requirements of this Section in every subcontract, and further agrees to take such action as the contracting agency may direct as a means of enforcing such requirements. 2 CFR 200.327.

**X. CERTIFICATION REGARDING DEBARMENT, SUSPENSION, INELIGIBILITY AND VOLUNTARY EXCLUSION**

This provision is applicable to all Federal-aid construction contracts, design-build contracts, subcontracts, lower-tier subcontracts, purchase orders, lease agreements, consultant contracts or any other covered transaction requiring FHWA approval or that is estimated to cost \$25,000 or more – as defined in 2 CFR Parts 180 and 1200. 2 CFR 180.220 and 1200.220.

**1. Instructions for Certification – First Tier Participants:**

a. By signing and submitting this proposal, the prospective first tier participant is providing the certification set out below.

b. The inability of a person to provide the certification set out below will not necessarily result in denial of participation in this covered transaction. The prospective first tier participant shall submit an explanation of why it cannot provide the certification set out below. The certification or explanation will be considered in connection with the department or agency's determination whether to enter into this transaction. However, failure of the prospective first tier participant to furnish a certification or an explanation shall disqualify such a person from participation in this transaction. 2 CFR 180.320.

c. The certification in this clause is a material representation of fact upon which reliance was placed when the contracting agency determined to enter into this transaction. If it is later determined that the prospective participant knowingly rendered an erroneous certification, in addition to other remedies available to the Federal Government, the contracting agency may terminate this transaction for cause of default. 2 CFR 180.325.

d. The prospective first tier participant shall provide immediate written notice to the contracting agency to whom this proposal is submitted if any time the prospective first tier participant learns that its certification was erroneous when submitted or has become erroneous by reason of changed circumstances. 2 CFR 180.345 and 180.350.

e. The terms "covered transaction," "debarred," "suspended," "ineligible," "participant," "person," "principal," and "voluntarily excluded," as used in this clause, are defined in 2 CFR Parts 180, Subpart I, 180.900-180.1020, and 1200. "First Tier Covered Transactions" refers to any covered transaction between a recipient or subrecipient of Federal funds and a participant (such as the prime or general contract). "Lower Tier Covered Transactions" refers to any covered transaction under a First Tier Covered Transaction (such as subcontracts). "First Tier Participant" refers to the participant who has entered into a covered transaction with a recipient or subrecipient of Federal funds (such as the prime or general contractor). "Lower Tier Participant" refers any participant who has entered into a covered transaction with a First Tier Participant or other Lower Tier Participants (such as subcontractors and suppliers).

f. The prospective first tier participant agrees by submitting this proposal that, should the proposed covered transaction be entered into, it shall not knowingly enter into any lower tier covered transaction with a person who is debarred, suspended, declared ineligible, or voluntarily excluded from participation in this covered transaction, unless authorized by the department or agency entering into this transaction. 2 CFR 180.330.

g. The prospective first tier participant further agrees by submitting this proposal that it will include the clause titled "Certification Regarding Debarment, Suspension, Ineligibility and Voluntary Exclusion-Lower Tier Covered Transactions," provided by the department or contracting agency, entering into this covered transaction, without modification, in all lower tier covered transactions and in all solicitations for lower tier covered transactions exceeding the \$25,000 threshold. 2 CFR 180.220 and 180.300.

h. A participant in a covered transaction may rely upon a certification of a prospective participant in a lower tier covered transaction that is not debarred, suspended, ineligible, or voluntarily excluded from the covered transaction, unless it knows that the certification is erroneous. 2 CFR 180.300; 180.320, and 180.325. A participant is responsible for ensuring that its principals are not suspended, debarred, or otherwise ineligible to participate in covered transactions. 2 CFR 180.335. To verify the eligibility of its principals, as well as the eligibility of any lower tier prospective participants, each participant may, but is not required to, check the System for Award Management website (<https://www.sam.gov/>). 2 CFR 180.300, 180.320, and 180.325.

i. Nothing contained in the foregoing shall be construed to require the establishment of a system of records in order to render in good faith the certification required by this clause. The knowledge and information of the prospective participant is not required to exceed that which is normally possessed by a prudent person in the ordinary course of business dealings.

j. Except for transactions authorized under paragraph (f) of these instructions, if a participant in a covered transaction knowingly enters into a lower tier covered transaction with a person who is suspended, debarred, ineligible, or voluntarily excluded from participation in this transaction, in addition to other remedies available to the Federal Government, the department or agency may terminate this transaction for cause or default. 2 CFR 180.325.

\* \* \* \* \*

## **2. Certification Regarding Debarment, Suspension, Ineligibility and Voluntary Exclusion – First Tier Participants:**

a. The prospective first tier participant certifies to the best of its knowledge and belief, that it and its principals:

(1) Are not presently debarred, suspended, proposed for debarment, declared ineligible, or voluntarily excluded from participating in covered transactions by any Federal department or agency, 2 CFR 180.335;.

(2) Have not within a three-year period preceding this proposal been convicted of or had a civil judgment rendered against them for commission of fraud or a criminal offense in connection with obtaining, attempting to obtain, or performing a public (Federal, State, or local) transaction or contract under a public transaction; violation of Federal or State antitrust statutes or commission of embezzlement, theft, forgery, bribery, falsification or destruction of records, making false statements, or receiving stolen property, 2 CFR 180.800;

(3) Are not presently indicted for or otherwise criminally or civilly charged by a governmental entity (Federal, State or local) with commission of any of the offenses enumerated in paragraph (a)(2) of this certification, 2 CFR 180.700 and 180.800; and

(4) Have not within a three-year period preceding this application/proposal had one or more public transactions (Federal, State or local) terminated for cause or default. 2 CFR 180.335(d).

(5) Are not a corporation that has been convicted of a felony violation under any Federal law within the two-year period preceding this proposal (USDOT Order 4200.6 implementing appropriations act requirements); and

(6) Are not a corporation with any unpaid Federal tax liability that has been assessed, for which all judicial and administrative remedies have been exhausted, or have lapsed, and that is not being paid in a timely manner pursuant to an agreement with the authority responsible for collecting the tax liability (USDOT Order 4200.6 implementing appropriations act requirements).

b. Where the prospective participant is unable to certify to any of the statements in this certification, such prospective participant should attach an explanation to this proposal. 2 CFR 180.335 and 180.340.

\* \* \* \* \*

### **3. Instructions for Certification - Lower Tier Participants:**

(Applicable to all subcontracts, purchase orders, and other lower tier transactions requiring prior FHWA approval or estimated to cost \$25,000 or more - 2 CFR Parts 180 and 1200). 2 CFR 180.220 and 1200.220.

a. By signing and submitting this proposal, the prospective lower tier participant is providing the certification set out below.

b. The certification in this clause is a material representation of fact upon which reliance was placed when this transaction was entered into. If it is later determined that the prospective lower tier participant knowingly rendered an erroneous certification, in addition to other remedies available to the Federal Government, the department, or agency with which

this transaction originated may pursue available remedies, including suspension and/or debarment.

c. The prospective lower tier participant shall provide immediate written notice to the person to which this proposal is submitted if at any time the prospective lower tier participant learns that its certification was erroneous by reason of changed circumstances. 2 CFR 180.365.

d. The terms "covered transaction," "debarred," "suspended," "ineligible," "participant," "person," "principal," and "voluntarily excluded," as used in this clause, are defined in 2 CFR Parts 180, Subpart I, 180.900 – 180.1020, and 1200. You may contact the person to which this proposal is submitted for assistance in obtaining a copy of those regulations. "First Tier Covered Transactions" refers to any covered transaction between a recipient or subrecipient of Federal funds and a participant (such as the prime or general contractor). "Lower Tier Covered Transactions" refers to any covered transaction under a First Tier Covered Transaction (such as subcontracts). "First Tier Participant" refers to the participant who has entered into a covered transaction with a recipient or subrecipient of Federal funds (such as the prime or general contractor). "Lower Tier Participant" refers any participant who has entered into a covered transaction with a First Tier Participant or other Lower Tier Participants (such as subcontractors and suppliers).

e. The prospective lower tier participant agrees by submitting this proposal that, should the proposed covered transaction be entered into, it shall not knowingly enter into any lower tier covered transaction with a person who is debarred, suspended, declared ineligible, or voluntarily excluded from participation in this covered transaction, unless authorized by the department or agency with which this transaction originated. 2 CFR 1200.220 and 1200.332.

f. The prospective lower tier participant further agrees by submitting this proposal that it will include this clause titled "Certification Regarding Debarment, Suspension, Ineligibility and Voluntary Exclusion-Lower Tier Covered Transaction," without modification, in all lower tier covered transactions and in all solicitations for lower tier covered transactions exceeding the \$25,000 threshold. 2 CFR 180.220 and 1200.220.

g. A participant in a covered transaction may rely upon a certification of a prospective participant in a lower tier covered transaction that is not debarred, suspended, ineligible, or voluntarily excluded from the covered transaction, unless it knows that the certification is erroneous. A participant is responsible for ensuring that its principals are not suspended, debarred, or otherwise ineligible to participate in covered transactions. To verify the eligibility of its principals, as well as the eligibility of any lower tier prospective participants, each participant may, but is not required to, check the System for Award Management website (<https://www.sam.gov/>), which is compiled by the General Services Administration. 2 CFR 180.300, 180.320, 180.330, and 180.335.

h. Nothing contained in the foregoing shall be construed to require establishment of a system of records in order to render in good faith the certification required by this clause. The knowledge and information of participant is not required to exceed that which is normally possessed by a prudent person in the ordinary course of business dealings.

i. Except for transactions authorized under paragraph e of these instructions, if a participant in a covered transaction knowingly enters into a lower tier covered transaction with a person who is suspended, debarred, ineligible, or voluntarily

excluded from participation in this transaction, in addition to other remedies available to the Federal Government, the department or agency with which this transaction originated may pursue available remedies, including suspension and/or debarment. 2 CFR 180.325.

\* \* \* \* \*

#### **4. Certification Regarding Debarment, Suspension, Ineligibility and Voluntary Exclusion--Lower Tier Participants:**

a. The prospective lower tier participant certifies, by submission of this proposal, that neither it nor its principals:

(1) is presently debarred, suspended, proposed for debarment, declared ineligible, or voluntarily excluded from participating in covered transactions by any Federal department or agency, 2 CFR 180.355;

(2) is a corporation that has been convicted of a felony violation under any Federal law within the two-year period preceding this proposal (USDOT Order 4200.6 implementing appropriations act requirements); and

(3) is a corporation with any unpaid Federal tax liability that has been assessed, for which all judicial and administrative remedies have been exhausted, or have lapsed, and that is not being paid in a timely manner pursuant to an agreement with the authority responsible for collecting the tax liability. (USDOT Order 4200.6 implementing appropriations act requirements)

b. Where the prospective lower tier participant is unable to certify to any of the statements in this certification, such prospective participant should attach an explanation to this proposal.

\* \* \* \* \*

#### **XI. CERTIFICATION REGARDING USE OF CONTRACT FUNDS FOR LOBBYING**

This provision is applicable to all Federal-aid construction contracts and to all related subcontracts which exceed \$100,000. 49 CFR Part 20, App. A.

1. The prospective participant certifies, by signing and submitting this bid or proposal, to the best of his or her knowledge and belief, that:

a. No Federal appropriated funds have been paid or will be paid, by or on behalf of the undersigned, to any person for influencing or attempting to influence an officer or employee of any Federal agency, a Member of Congress, an officer or employee of Congress, or an employee of a Member of Congress in connection with the awarding of any Federal contract, the making of any Federal grant, the making of any Federal loan, the entering into of any cooperative agreement, and the extension, continuation, renewal, amendment, or modification of any Federal contract, grant, loan, or cooperative agreement.

b. If any funds other than Federal appropriated funds have been paid or will be paid to any person for influencing or attempting to influence an officer or employee of any Federal agency, a Member of Congress, an officer or employee of Congress, or an employee of a Member of Congress in connection with this Federal contract, grant, loan, or

cooperative agreement, the undersigned shall complete and submit Standard Form-LLL, "Disclosure Form to Report Lobbying," in accordance with its instructions.

2. This certification is a material representation of fact upon which reliance was placed when this transaction was made or entered into. Submission of this certification is a prerequisite for making or entering into this transaction imposed by 31 U.S.C. 1352. Any person who fails to file the required certification shall be subject to a civil penalty of not less than \$10,000 and not more than \$100,000 for each such failure.

3. The prospective participant also agrees by submitting its bid or proposal that the participant shall require that the language of this certification be included in all lower tier subcontracts, which exceed \$100,000 and that all such recipients shall certify and disclose accordingly.

#### **XII. USE OF UNITED STATES-FLAG VESSELS:**

This provision is applicable to all Federal-aid construction contracts, design-build contracts, subcontracts, lower-tier subcontracts, purchase orders, lease agreements, or any other covered transaction. 46 CFR Part 381.

This requirement applies to material or equipment that is acquired for a specific Federal-aid highway project. 46 CFR 381.7. It is not applicable to goods or materials that come into inventories independent of an FHWA funded-contract.

When oceanic shipments (or shipments across the Great Lakes) are necessary for materials or equipment acquired for a specific Federal-aid construction project, the bidder, proposer, contractor, subcontractor, or vendor agrees:

1. To utilize privately owned United States-flag commercial vessels to ship at least 50 percent of the gross tonnage (computed separately for dry bulk carriers, dry cargo liners, and tankers) involved, whenever shipping any equipment, material, or commodities pursuant to this contract, to the extent such vessels are available at fair and reasonable rates for United States-flag commercial vessels. 46 CFR 381.7.

2. To furnish within 20 days following the date of loading for shipments originating within the United States or within 30 working days following the date of loading for shipments originating outside the United States, a legible copy of a rated, 'on-board' commercial ocean bill-of-lading in English for each shipment of cargo described in paragraph (b)(1) of this section to both the Contracting Officer (through the prime contractor in the case of subcontractor bills-of-lading) and to the Office of Cargo and Commercial Sealift (MAR-620), Maritime Administration, Washington, DC 20590. (MARAD requires copies of the ocean carrier's (master) bills of lading, certified onboard, dated, with rates and charges. These bills of lading may contain business sensitive information and therefore may be submitted directly to MARAD by the Ocean Transportation Intermediary on behalf of the contractor). 46 CFR 381.7.

**ATTACHMENT A - EMPLOYMENT AND MATERIALS  
PREFERENCE FOR APPALACHIAN DEVELOPMENT HIGHWAY  
SYSTEM OR APPALACHIAN LOCAL ACCESS**

**ROAD CONTRACTS** (23 CFR 633, Subpart B, Appendix B)

This provision is applicable to all Federal-aid projects funded under the Appalachian Regional Development Act of 1965.

1. During the performance of this contract, the contractor undertaking to do work which is, or reasonably may be, done as on-site work, shall give preference to qualified persons who regularly reside in the labor area as designated by the DOL wherein the contract work is situated, or the subregion, or the Appalachian counties of the State wherein the contract work is situated, except:

a. To the extent that qualified persons regularly residing in the area are not available.

b. For the reasonable needs of the contractor to employ supervisory or specially experienced personnel necessary to assure an efficient execution of the contract work.

c. For the obligation of the contractor to offer employment to present or former employees as the result of a lawful collective bargaining contract, provided that the number of nonresident persons employed under this subparagraph (1c) shall not exceed 20 percent of the total number of employees employed by the contractor on the contract work, except as provided in subparagraph (4) below.

2. The contractor shall place a job order with the State Employment Service indicating (a) the classifications of the laborers, mechanics and other employees required to perform the contract work, (b) the number of employees required in each classification, (c) the date on which the participant estimates such employees will be required, and (d) any other pertinent information required by the State Employment Service to complete the job order form. The job order may be placed with the State Employment Service in writing or by telephone. If during the course of the contract work, the information submitted by the contractor in the original job order is substantially modified, the participant shall promptly notify the State Employment Service.

3. The contractor shall give full consideration to all qualified job applicants referred to him by the State Employment Service. The contractor is not required to grant employment to any job applicants who, in his opinion, are not qualified to perform the classification of work required.

4. If, within one week following the placing of a job order by the contractor with the State Employment Service, the State Employment Service is unable to refer any qualified job applicants to the contractor, or less than the number requested, the State Employment Service will forward a certificate to the contractor indicating the unavailability of applicants. Such certificate shall be made a part of the contractor's permanent project records. Upon receipt of this certificate, the contractor may employ persons who do not normally reside in the labor area to fill positions covered by the certificate, notwithstanding the provisions of subparagraph (1c) above.

5. The provisions of 23 CFR 633.207(e) allow the contracting agency to provide a contractual preference for the use of mineral resource materials native to the Appalachian region.

6. The contractor shall include the provisions of Sections 1 through 4 of this Attachment A in every subcontract for work which is, or reasonably may be, done as on-site work.