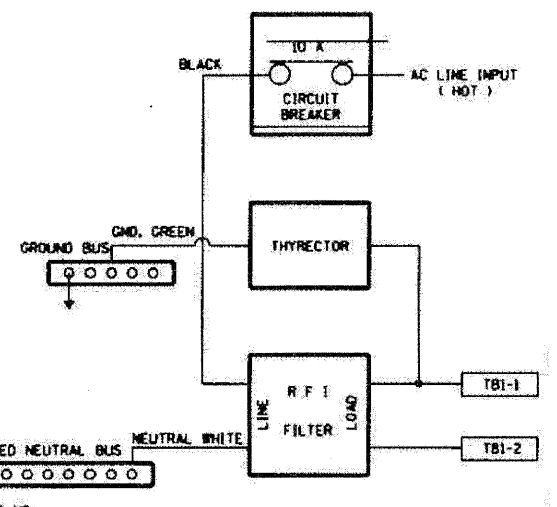
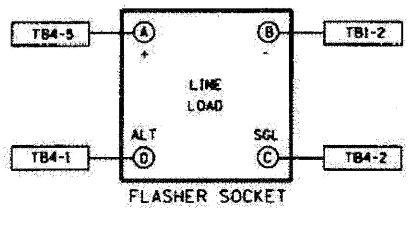
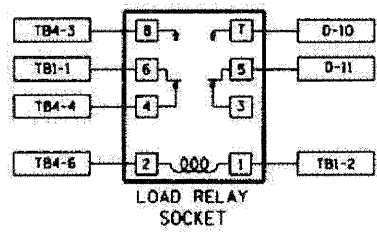
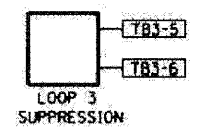
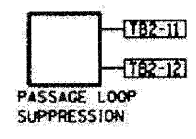
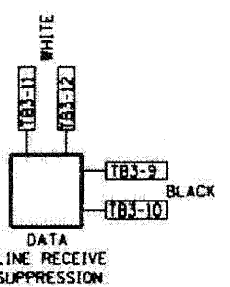
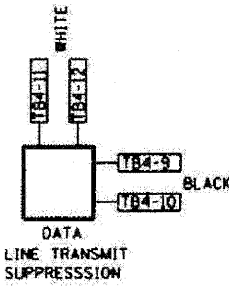
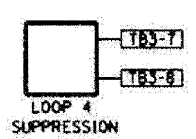
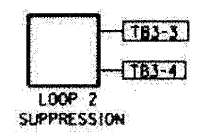
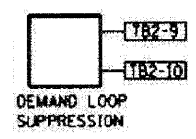
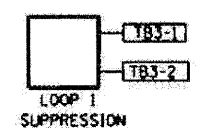
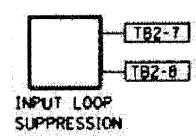
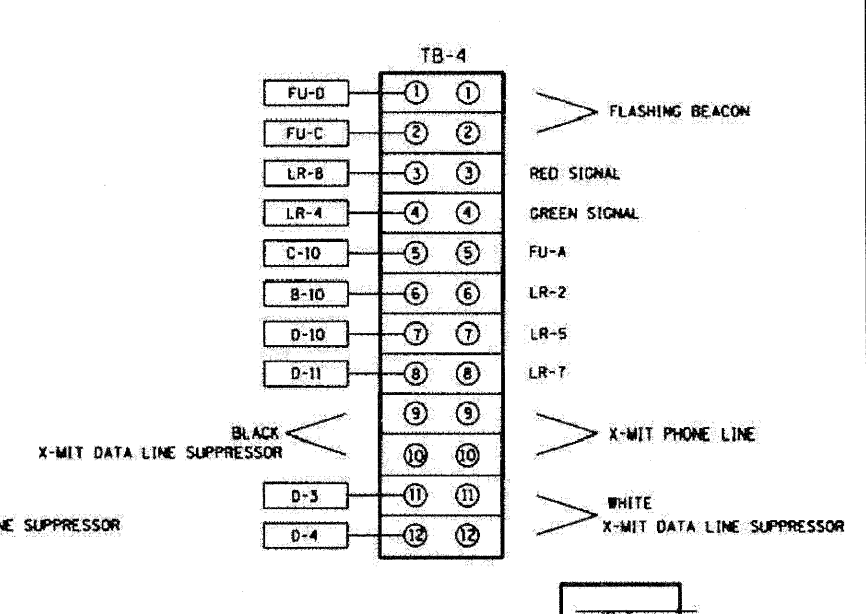
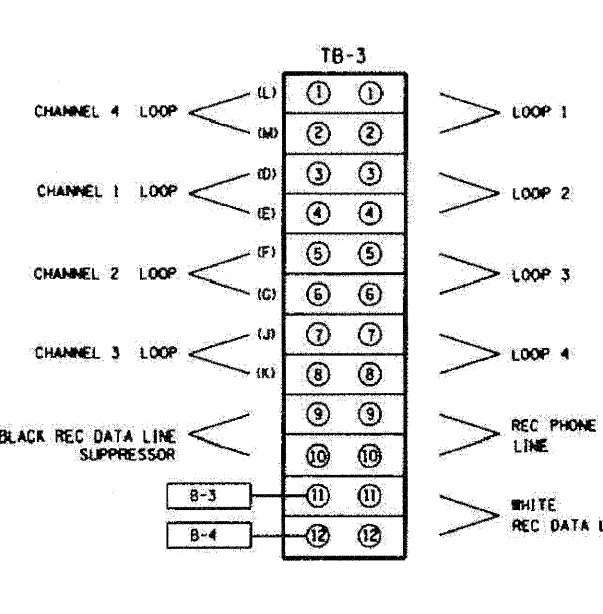
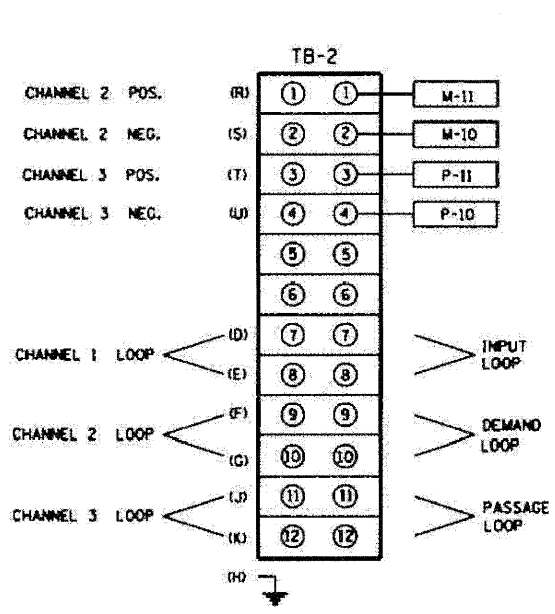
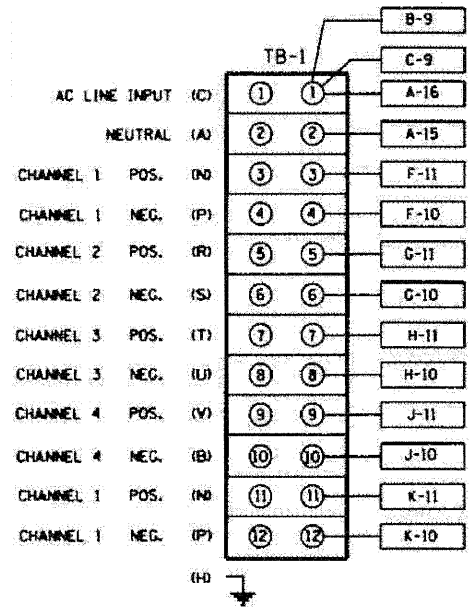
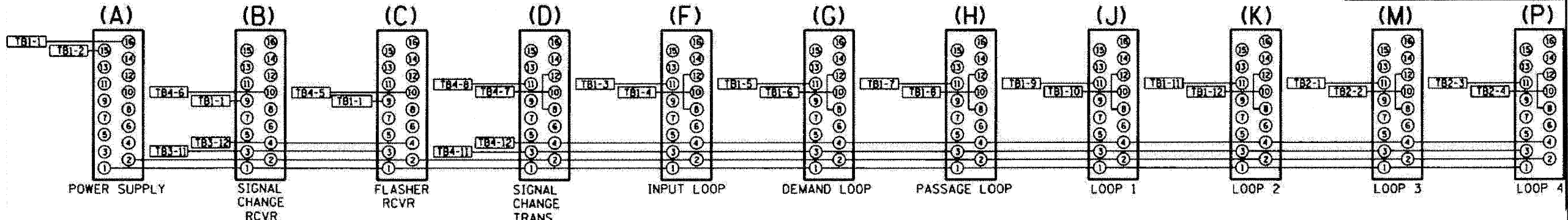


BACK VIEW OF TONE RACK

F.A. RTE.	SECTION	COUNTY	TOTAL SHEETS	SHEET NO.
STA. _____	TO STA. _____			
FED. ROAD DIST. NO.	ILLINOIS FED. AID PROJECT			



CABINET NO.		ILLINOIS DEPARTMENT OF TRANSPORTATION TRAFFIC SYSTEMS CENTER METERING CABINET WIRING DIAGRAM SCALE: VERT. NONE DATE 6/21/94 DRAWN BY G.M. CHECKED BY T.C.
REVISION	DATE	
T.C.	6/94	
R.L.	5/94	

FILE NAME =	DESIGNED - GHT	REVISED -
...ppln_ABC_C3_TS_DET_05.dgn	DRAWN - DMS	REVISED -
USER NAME = jnojewski	CHECKED - MPM	REVISED -
PLOT DATE = 1/25/2010	DATE - 1/25/10	REVISED -

benesch

STATE OF ILLINOIS
DEPARTMENT OF TRANSPORTATION

TRAFFIC SYSTEM CENTER
DETAIL SHEETS

SCALE: N.T.S. SHEET NO. 13 OF 23 SHEETS STA. TO STA.

F.A. RTE.	SECTION	COUNTY	TOTAL SHEETS	SHEET NO.
290	(2525, ETC., 2727RS-B)	COOK	201	171
FED. ROAD DIST. NO.			ILLINOIS FED. AID PROJECT	

TRAFFIC SYSTEMS CENTER (TY-1TSC-400*8)