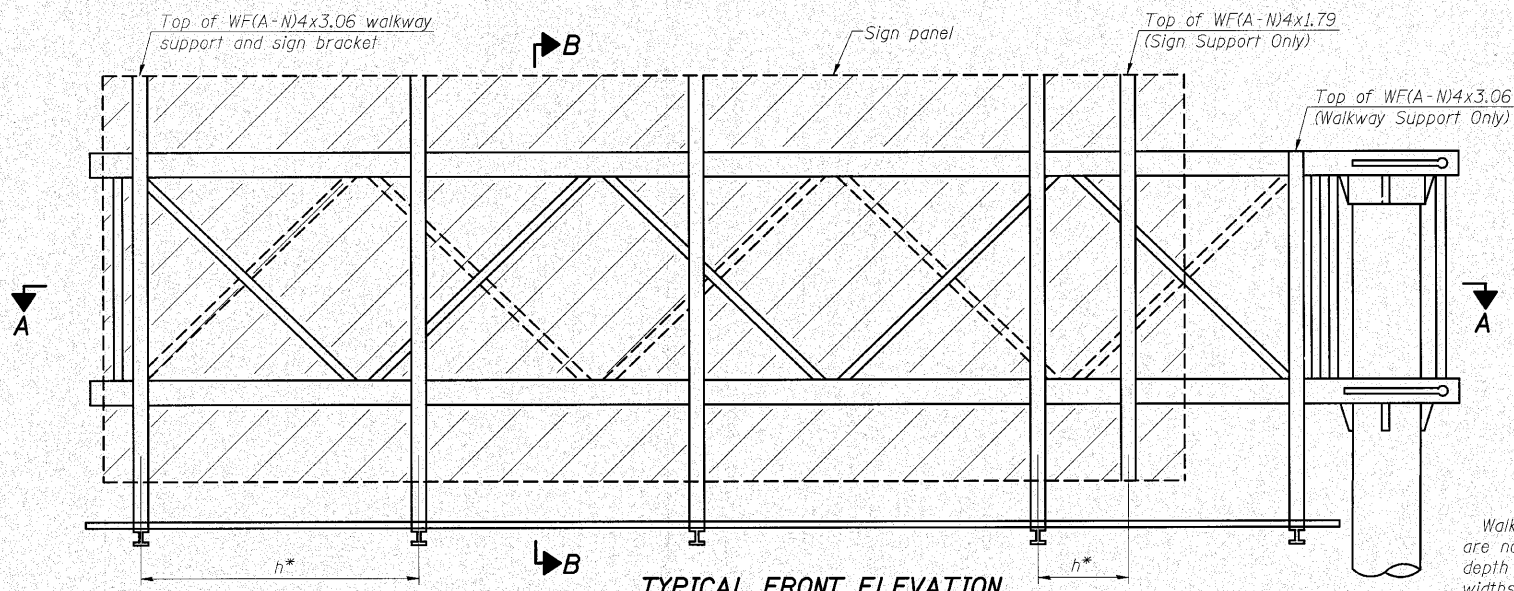
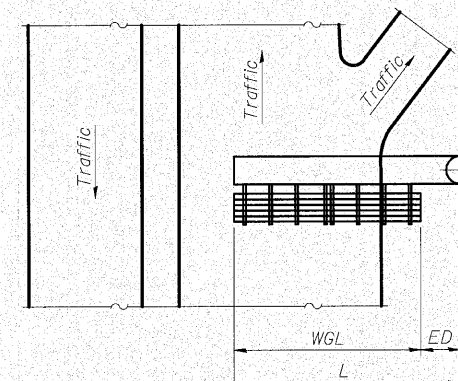


STATE OF ILLINOIS  
DEPARTMENT OF TRANSPORTATION



**TYPICAL FRONT ELEVATION**  
With lights and handrail omitted for clarity.



**PLAN WALKWAY AND HANDRAIL SKETCH**  
(Road plan beneath truss varies)

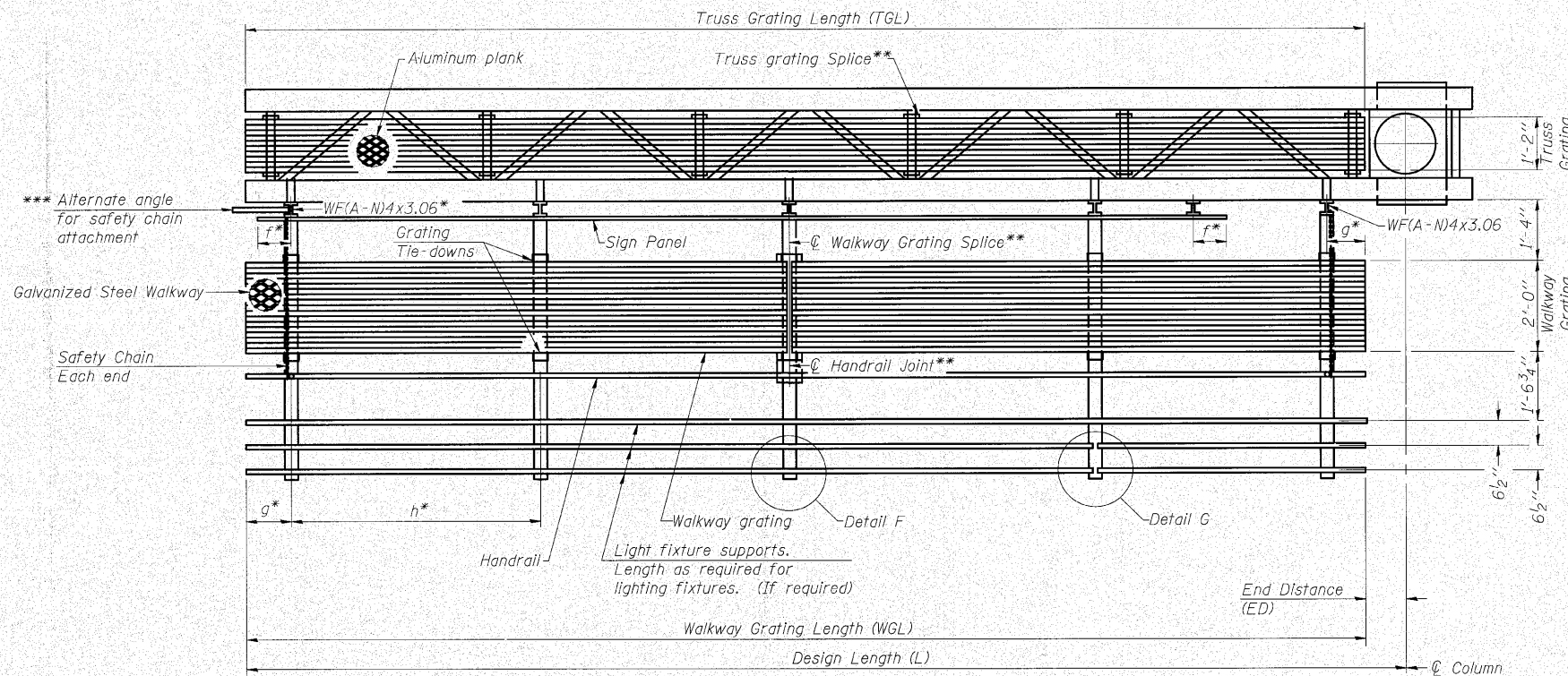
Walkway and truss grating dimensions are nominal and may vary (width ± 1/2", depth ± 1/2") based on available standard widths.

Structure Number	Station	WGL	ED	TGL
8C082S159L020.4	33+90, 61.3' LT.	27'-6"	2'-6"	27'-6"

Notes:  
 \* Space walkway brackets WF(A-N)4x3.06 and sign brackets WF(A-N)4x1.79 for efficiency and within limits shown:  
 $f = 12''$  maximum,  $4''$  minimum (End of sign to  $\phi$  of nearest bracket)  
 $g = 12''$  maximum,  $4''$  minimum (End of walkway to  $\phi$  of nearest bracket)  
 $h = 6'-0''$  maximum ( $\phi$  to  $\phi$  sign and/or walkway support brackets, WF(A-N)4x1.79 or WF(A-N)4x3.06)

\*\*\* If walkway bracket at safety chain location is behind sign, add angle to bracket. See alternate safety chain attachment on base sheet OSC-A-8.

For details of sign placement, sign/walkway brackets, truss and walkway gratings, grating splices and Section B-B, see Base Sheet OSC-A-7S.  
 For details of handrail, handrail joint, safety chain and Details F and G, see Base Sheet OSC-A-8.



**SECTION A-A**

Truss grating to facilitate inspection shall run full length of cantilevers. Cost of truss grating is included in Overhead Sign Structure Cantilever.

Handrail and walkway grating shall span a minimum of three brackets between splices.  
 \*\* Use and location of handrail joints or grating splices are optional, based on lengths needed and material availability.

$$TGL = L - \left( \frac{\text{Post O.D.}}{2} + 6'' \right)$$

NUMBER	REVISION	DATE

**BRACKET TABLE**

Sign Width		Number Brackets Required
Greater Than	Less Than or Equal To	
	8'-0"	2
8'-0"	14'-0"	3
14'-0"	20'-0"	4
20'-0"	26'-0"	5
26'-0"	32'-0"	6

**CANTILEVER SIGN STRUCTURES  
ALTERNATE STEEL WALKWAY DETAILS  
ALUMINUM TRUSS & STEEL POST**

SHEET NO. 7 11 SHEETS	F.A.I. RTE. 64	SECTION 82-5K-2	COUNTY ST. CLAIR	TOTAL SHEETS 162	SHEET NO. 77
	CONTRACT NO. 76D59				
FED. ROAD DIST. NO.		ILLINOIS	FED. AID PROJECT		

Operator: burnsideem Date: 8/10/2010 \$TIMES\$ Filename: \$FILES\$

DESIGNED
CHECKED
DRAWN
CHECKED

**WHKS & CO.**  
ENGINEERING  
7018 KINGSMILL CT.,  
SPRINGFIELD, IL  
(217) 483-9457  
DESIGN FIRM #184001036

OSC-A-6S

12-1-08