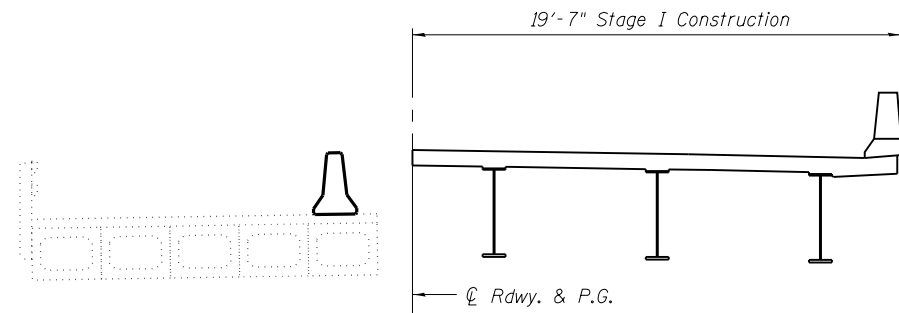
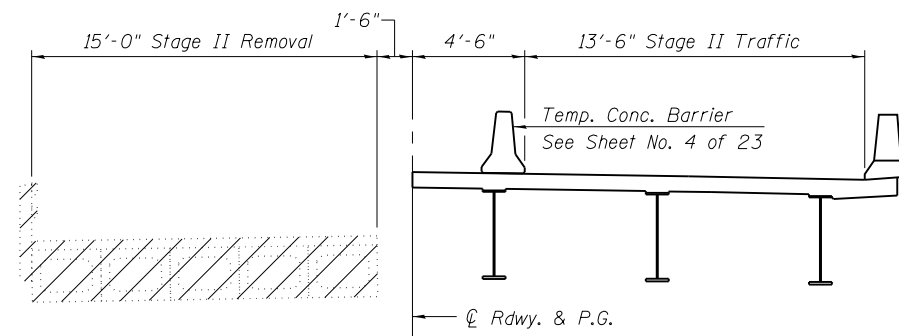


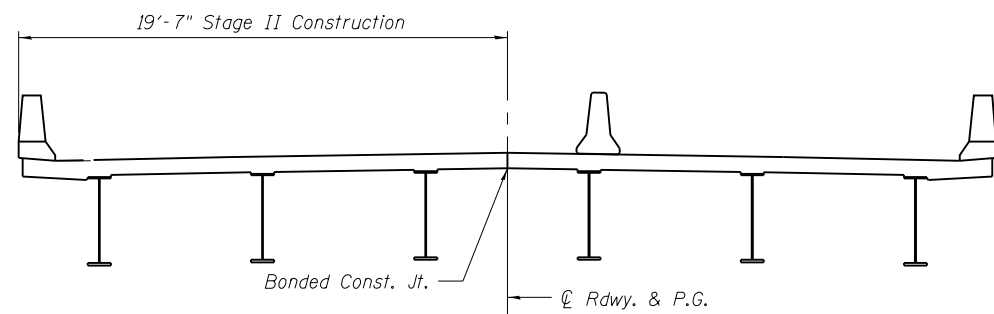
STAGE I REMOVAL



STAGE I CONSTRUCTION

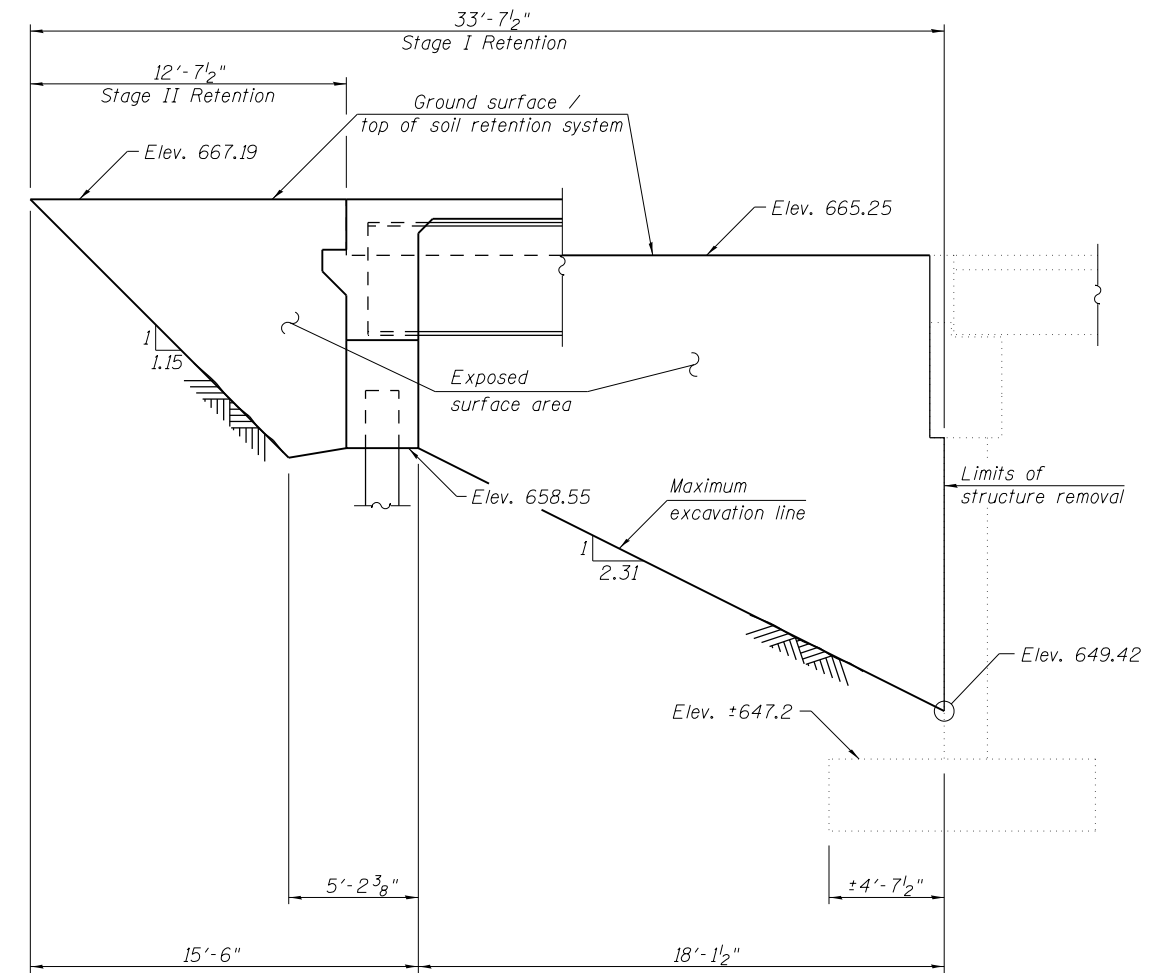


STAGE II REMOVAL



STAGE II CONSTRUCTION

Notes:
 Cross Sections are looking Upstation.
 Hatched area indicates Removal of Existing Structures.
 For quantity of Temporary Concrete Barrier, see Roadway Plans.
 Removal of existing railing, overlay and precast approach beams is included with Removal of Existing Structures.



TEMPORARY SOIL RETENTION SYSTEM - N. & S. ABUTS.
 (Dimensions measured along stage construction line)

Notes:
 A cantilevered sheet piling design does not appear feasible and additional members or other retention systems may be necessary. The Contractor shall submit a temporary soil retention system design including plan details and calculations for review and acceptance by the Engineer.

FILE NAME =	USER NAME =	DESIGNED RJP	REVISED -
		CHECKED ADL	REVISED -
	PLOT SCALE =	DRAWN RJP	REVISED -
	PLOT DATE =	CHECKED ADL	REVISED -

STATE OF ILLINOIS
 DEPARTMENT OF TRANSPORTATION

STAGE CONSTRUCTION DETAILS
 STRUCTURE NO. 034-0528

SHEET NO. 3 OF 23 SHEETS

F.A.P. RTE.	SECTION	COUNTY	TOTAL SHEETS	SHEET NO.
685	(117,118)RS-4,119RS-1; 118B-1	HANCOCK	101	45
CONTRACT NO. 72B05				