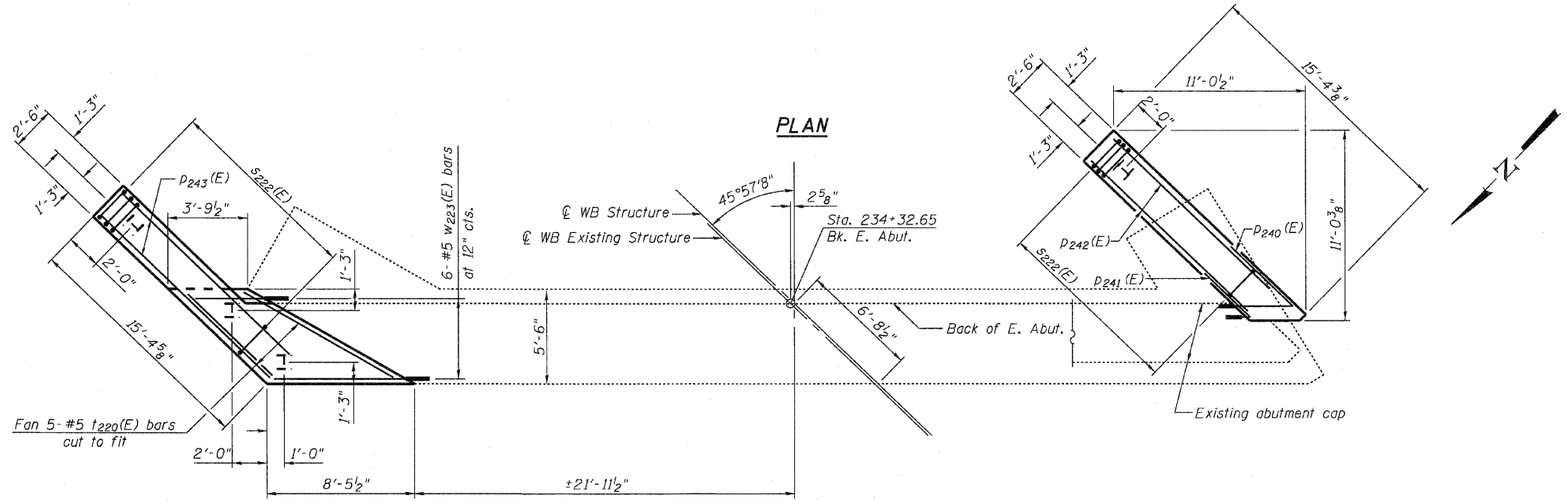

FOOTING PLAN

PILE DATA

Type: Steel HP 10x42
Nominal Required Bearing: 335 k
Allowable Resistance Available: 111 k
Est. Length: 39' (42' wingwalls)
Number of Production Piles: 4
Number of Test Piles: 0

Bar	A	B	C
h_{243}(E)	5'-7"	3'-8"	2'-6½"
h_{244}(E)	2'-9"	3'-8"	2'-6½"
h_{245}(E)	4'-1"	3'-8"	2'-6½"

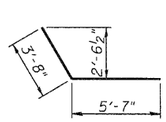

BAR h_{240}(E)

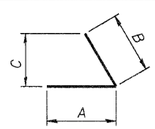

BAR h_{243}(E), h_{244}(E) or h_{245}(E)

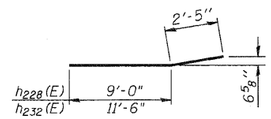

BAR h_{228}(E) or h_{232}(E)

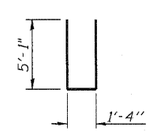

BAR n_{220}(E)

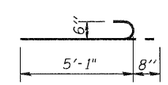

BAR n_{221}(E)

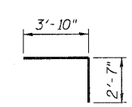

BAR s_{230}(E)

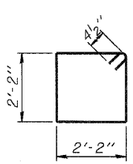

BARS s_{222}(E)

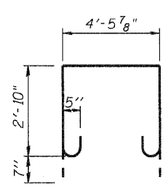

BAR s_{227}(E)

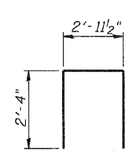

BAR s_{228}(E)

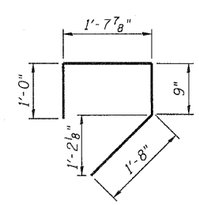

BAR s_{229}(E)

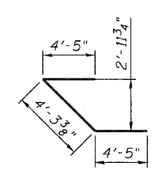

BAR u_{223}(E)

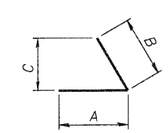

BAR D_{240}(E) or D_{241}(E)

Bar	A	B	C
D_{241} (E)	1'-4"	5'-10"	4'-0⅝"
D_{240}(E)	4'-2"	8'-2"	5'-8⅛"

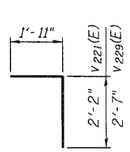

BAR v_{221}(E) or v_{229}(E)

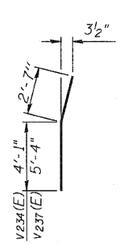

BAR v_{234}(E) or v_{237}(E)

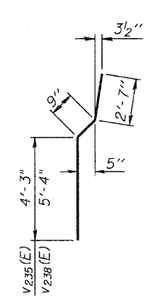

BAR v_{235}(E) or v_{238}(E)

BILL OF MATERIAL

Bar	No.	Size	Length	Shape
h_{225}(E)	8	#5	4'-5"	
h_{228}(E)	8	#4	11'-5"	
h_{232}(E)	10	#4	13'-11"	
h_{235}(E)	10	#4	15'-0"	
h_{236}(E)	8	#4	10'-4"	
h_{237}(E)	8	#6	31'-10"	
h_{238}(E)	5	#5	9'-11"	
h_{239}(E)	8	#5	7'-8"	
h_{240}(E)	10	#5	9'-3"	
h_{243}(E)	4	#5	9'-3"	
h_{244}(E)	4	#5	6'-5"	
h_{245}(E)	4	#5	7'-9"	
n_{220}(E)	21	#6	11'-6"	
n_{221}(E)	12	#6	5'-9"	
p_{223}(E)	2	#4	5'-4"	
p_{225}(E)	4	#7	8'-3"	
p_{234}(E)	2	#4	8'-6"	
p_{235}(E)	4	#7	8'-6	
p_{240}(E)	3	#7	12'-4"	
p_{241}(E)	3	#7	7'-2"	
p_{242}(E)	6	#7	12'-11"	
p_{243}(E)	6	#7	13'-3"	
s_{222}(E)	25	#4	9'-5"	
s_{227}(E)	7	#5	12'-2"	
s_{228}(E)	9	#5	7'-8"	
s_{229}(E)	10	#5	5'-2"	
s_{230}(E)	4	#5	6'-5"	
t_{220}(E)	5	#5	10'-1"	
u_{223}(E)	2	#6	13'-2"	
v_{221} (E)	50	#5	4'-1"	
v_{229} (E)	8	#5	4'-6"	
v_{230} (E)	50	#5	1'-8"	
v_{231} (E)	18	#5	6'-4"	
v_{232} (E)	4	#5	7'-3"	
v_{233} (E)	11	#6	7'-10"	
v_{234} (E)	3	#6	6'-8"	
v_{235} (E)	8	#6	7'-7"	
v_{236} (E)	16	#6	9'-0"	
v_{237} (E)	3	#6	7'-11"	
v_{238} (E)	13	#6	8'-8"	
w_{223} (E)	6	#5	8'-11"	
Reinforcement Bars, Epoxy Coated			Pound	3810
Concrete Structures			Cu. Yd.	20.8
Bar Splicers			Each	59
Furnishing Steel Piles HP 10x42			Feet	162
Driving Piles			Feet	162
Structure Excavation			Cu. Yd.	109
Concrete Encasement			Cu. Yd.	1.4
Concrete Sealer			Sq. Ft.	206.5

For details of Bar Splicers, see Sheet 48 of 55.
For details of Concrete Encasement, see Sheet 47 of 55.
Concrete sealer shall be applied to the exposed surfaces of the abutment cap and backwall.

EAST ABUTMENT
WEST BOUND STRUCTURE
STRUCTURE NO. 081-0019 (WB)

Work this Sheet with Sheets 42 and 44 of 55.

Coombe-Bloxdorf P.C.
-CIVIL ENGINEERS-
-STRUCTURAL ENGINEERS-
-LAND SURVEYORS-
Design Firm License No. 184-002703

PROJECT NO. 09033
SCALE
DATE 6/4/2010
DESIGN BY BD/MCB
DRAWN BY TFG
CHECKED BY MCB

SHEET NO. 43
55 SHEETS

F.A.I. RTE.	SECTION	COUNTY	TOTAL SHEETS	SHEET NO.
280	81-1 (VB) R	ROCK ISLAND	503	229
		CONTRACT NO. 64815		
FED. ROAD DIST. NO. 7	ILLINOIS	FED. AID PROJECT		

PLOT DATE = 7/21/2010
FILE NAME = ...B081-0018-0019-64815-043-wb-east-abut.dgn
PLOT SCALE = 40.411059 '= 1' IN.
USER NAME = DFC.