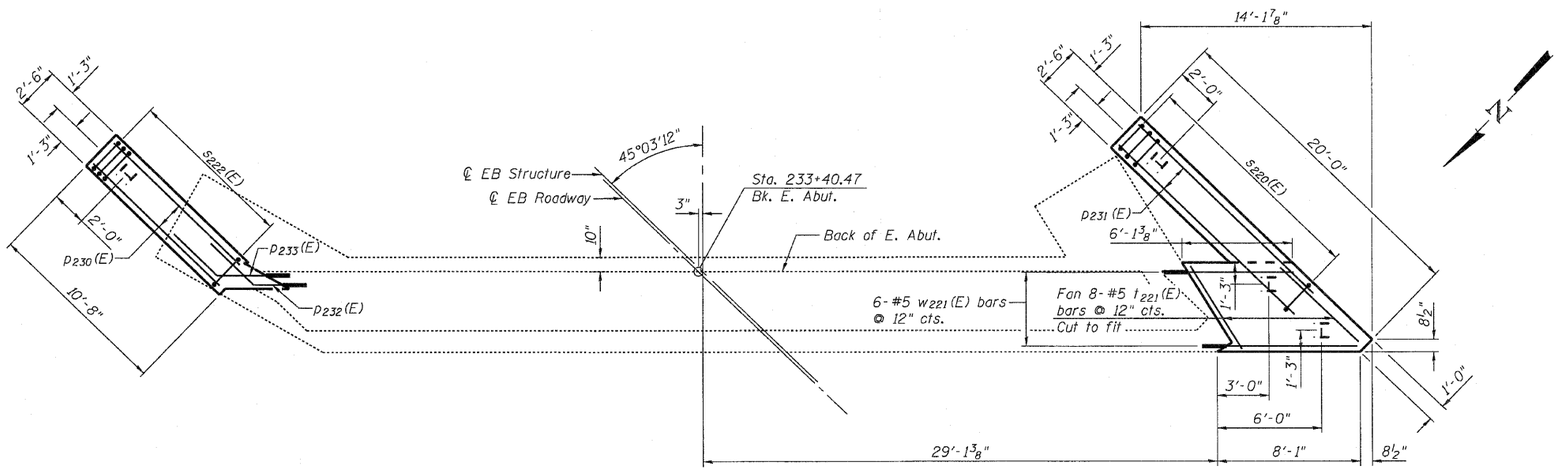

FOOTING PLAN

PILE DATA

Type: Steel HP 10x42
Nominal Required Bearing: 335 k
Allowable Resistance Available: 111 k
Est. Length: 39' (42' Wingwalls)
Number of Production Piles: 4
Number of Test Piles: 0

BILL OF MATERIAL

Bar	No.	Size	Length	Shape
h220(E)	8	#6	31'-2"	
h221(E)	4	#5	9'-3"	
h224(E)	5	#5	8'-8"	
h225(E)	8	#5	4'-5"	
h226(E)	4	#5	6'-9"	
h228(E)	9	#4	11'-5"	
h231(E)	12	#5	9'-3"	
h232(E)	10	#4	13'-11"	
h233(E)	8	#5	6'-10"	
h234(E)	4	#5	7'-9"	
h235(E)	10	#4	15'-0"	
h236(E)	9	#4	10'-4"	
n220(E)	20	#6	11'-6"	
n221(E)	12	#6	5'-9"	
p223(E)	2	#4	5'-4"	
p225(E)	4	#7	8'-3"	
p228(E)	2	#4	7'-10"	
p229(E)	4	#7	7'-10"	
p230(E)	6	#7	10'-4"	
p231(E)	6	#7	16'-5"	
p232(E)	3	#7	10'-2"	
p233(E)	3	#7	9'-11"	
s222(E)	25	#4	9'-5"	
s223(E)	6	#5	12'-1"	
s224(E)	8	#5	9'-11"	
s225(E)	9	#5	5'-1"	
s226(E)	4	#5	6'-4"	
t221(E)	8	#5	7'-3"	
u220(E)	2	#6	12'-10"	
v220(E)	14	#5	7'-6"	
v221(E)	50	#5	4'-1"	
v222(E)	11	#6	7'-6"	
v223(E)	3	#6	6'-10"	
v224(E)	8	#6	7'-9"	
v225(E)	16	#6	8'-6"	
v226(E)	3	#6	8'-1"	
v227(E)	13	#6	8'-10"	
v228(E)	4	#5	6'-6"	
v229(E)	7	#5	4'-6"	
v230(E)	42	#5	1'-8"	
w221(E)	6	#5	8'-9"	
Reinforcement Bars, Epoxy Coated			Pound	3760
Concrete Structures			Cu. Yd.	22.8
Bar Splicers			Each	57
Furnishing Steel Piles HP 10x42			Feet	162
Driving Piles			Feet	162
Structure Excavation			Cu. Yd.	109
Concrete Encasement			Cu. Yd.	1.4
Concrete Sealer			Sq. Ft.	222.4

For details of Bar Splicers, see Sheet 48 of 55.
For details of Concrete Encasement, see Sheet 47 of 55.
Concrete sealer shall be applied to the exposed surfaces of the abutment cap and backwall.

Bar	A	B	C
h221(E)	5'-7"	3'-8"	2'-7⅞"
h226(E)	3'-1"	3'-8"	2'-7⅞"
h234(E)	4'-1"	3'-8"	2'-7⅞"

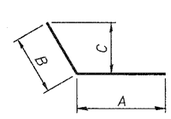

BAR h221(E), h226(E) or h234(E)

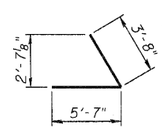

BAR h231(E)

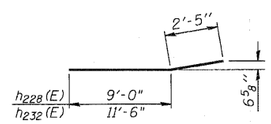

BAR h228(E) or h232(E)

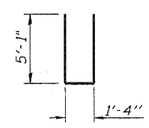

BAR n220(E)

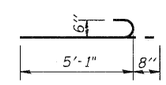

BAR n221(E)

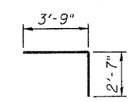

BAR s226(E)

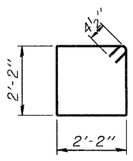

BARS s222(E)

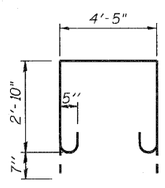

BAR s223(E)

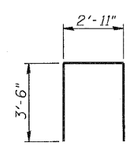

BAR s224(E)

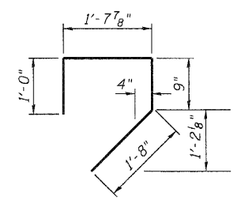

BAR s225(E)

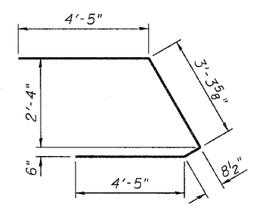

BAR u220(E)

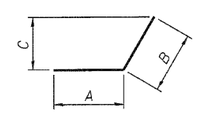

BAR p232(E) or p233(E)

Bar	A	B	C
p232(E)	2'-0"	8'-2"	5'-9"
p233(E)	4'-1"	5'-10"	4'-1½"

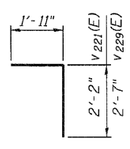

BAR v221(E) or v229(E)

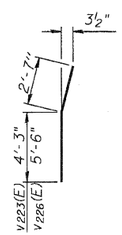

BAR v223(E) or v226(E)

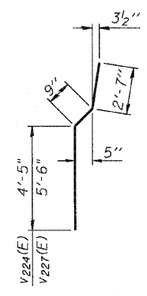

BAR v224(E) or v227(E)

Work this Sheet with Sheets 36 and 38 of 55.

EAST ABUTMENT
EASTBOUND STRUCTURE
STRUCTURE NO. 081-0018 (EB)

Coombe-Bloxdorf P.C.
-CIVIL ENGINEERS-
-STRUCTURAL ENGINEERS-
-LAND SURVEYORS-
Design Firm License No. 184-002703

PROJECT NO. 09033
SCALE
DATE 6/4/2010
DESIGN BY BD/MCB
DRAWN BY TFG
CHECKED BY MCB

SHEET NO. 37
55 SHEETS

F.A.I. RTE.	SECTION	COUNTY	TOTAL SHEETS	SHEET NO.
280	81-1 (VB) R	ROCK ISLAND	503	223
		CONTRACT NO. 64815		
FED. ROAD DIST. NO. 7	ILLINOIS	FED. AID PROJECT		

PLOT DATE = 7/21/2010
FILE NAME = ...081-0018-0019-64815-037-eb-east-abut-2.dgn
PLOT SCALE = All.41059 '/" / IN.
USER NAME = DOC.