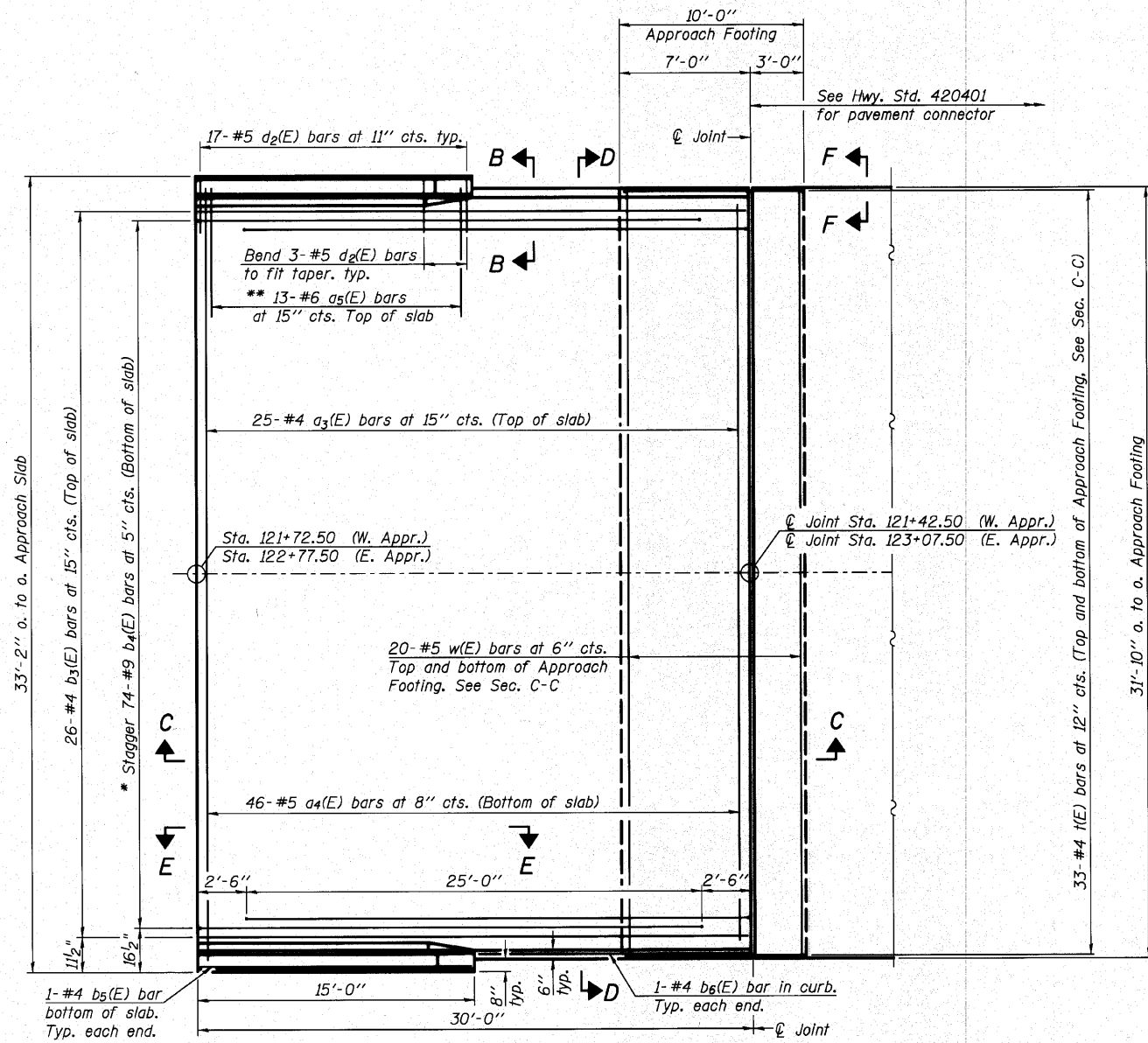
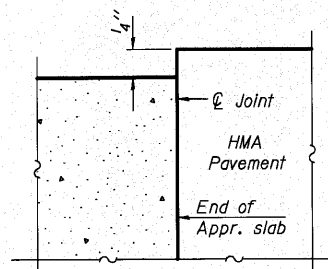


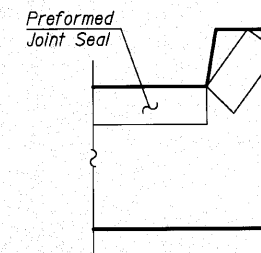
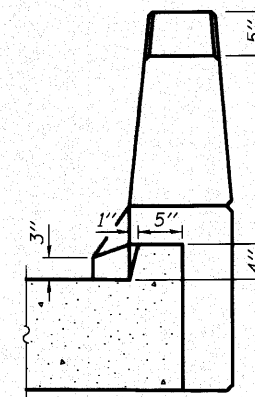
Notes:
See Sheet 10 of 21 for Sections C-C & D-D and View E-E.



* Tilt #9 b₄(E) bars as required to maintain clearance.
** Space between a₃(E) bars, typ. ea. parapet.



DETAIL A



Angle Preformed Joint Seal at 45° at curbs when req'd for drainage.

| |
|----------------|
| DESIGNED - AEU |
| CHECKED - DLS |
| DRAWN - AWH |
| CHECKED - AEU |

(Sheet 1 of 2)
BRIDGE APPROACH SLAB DETAILS
STRUCTURE NO. 045-3020

| | | | | | | | |
|---|-------------|---------------------|----------------|------------------|--------------|-----------|--|
| WILLS BURKE KELSEY ASSOCIATES LTD. 116 West Main Street, Suite 201 St. Charles, Illinois 60174 (630) 443-7755 | SHEET NO. 9 | F.A.U. | SECTION | COUNTY | TOTAL SHEETS | SHEET NO. | |
| | 21 SHEETS | 2332 | 03-14185-02-BR | KANE | 73 | 33 | |
| | | CONTRACT NO. 63521 | | | | | |
| | | FED. ROAD DIST. NO. | ILLINOIS | FED. AID PROJECT | | | |