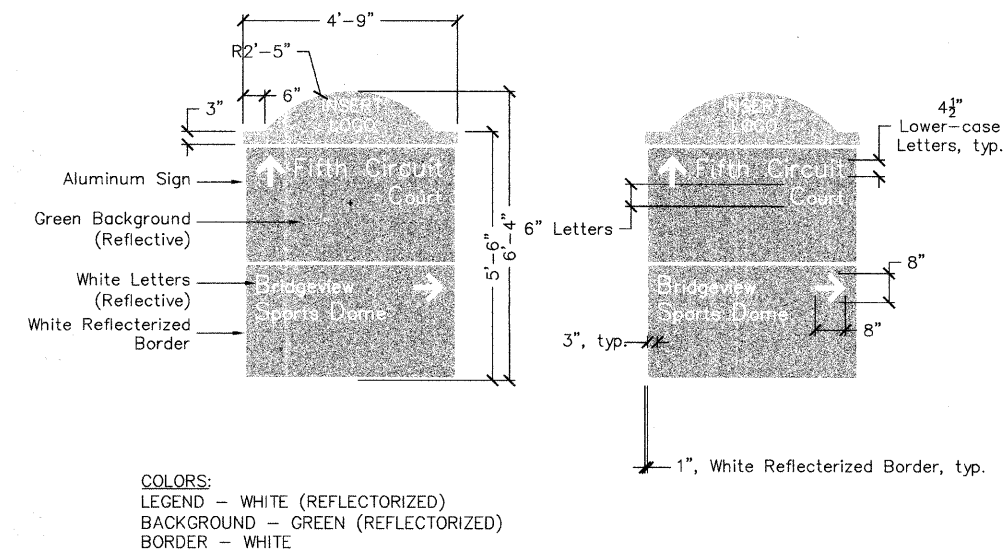


Sign Panel Attachment to Telescoping Steel Sign Support



COLORS:  
LEGEND - WHITE (REFLECTORIZED)  
BACKGROUND - GREEN (REFLECTORIZED)  
BORDER - WHITE

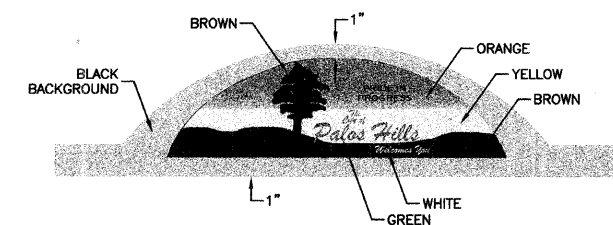
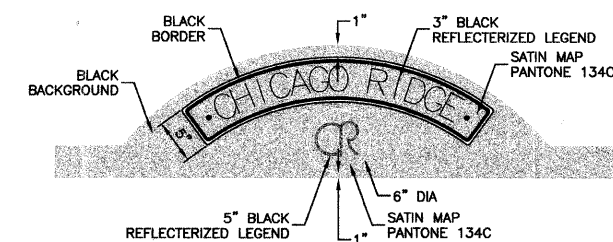
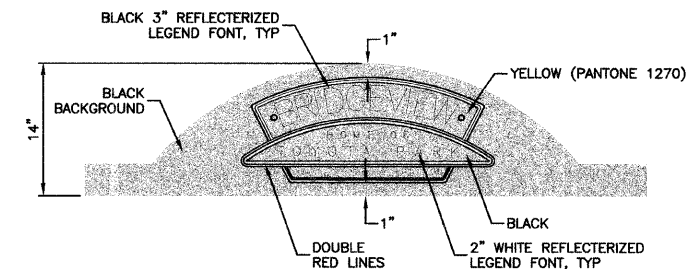
Scale: 1/2"=1'-0"

Scale: 1/2"=1'-0"

3 Typical Village Directional Sign  
Scale: As Shown

NOTES:

- 1.) REFER TO DIVISION 700 - IDOT STANDARD SPECIFICATIONS FOR ROAD AND BRIDGE CONSTRUCTION FOR IMPORTANT INFORMATION REGARDING REMOVAL OF EXISTING SIGNS, FURNISHING NEW SIGNS, SIGN FABRICATION, AND/OR SIGN PANEL INSTALLATION.
- 2.) THE CONTRACTOR SHALL ASSUME ALL STRUCTURAL AND MANUFACTURING RESPONSIBILITY FOR DURABILITY AND INTEGRITY OF ALL SIGN ELEMENTS, INCLUDING WIND LOAD CALCULATIONS AND MOUNTING/CONNECTIONS. LANDSCAPE ARCHITECT IS NOT RESPONSIBLE FOR STRUCTURAL DURABILITY.
- 3.) THE CONTRACTOR SHALL FAMILIARIZE THEMSELVES WITH ALL SPECIFICATIONS PRIOR TO COMMENCEMENT OF WORK. ANY QUESTIONS OR CONCERNS SHALL BE DIRECTED TO PROJECT ENGINEER, IN WRITING, PRIOR TO SIGN FABRICATION/INSTALLATION.
- 4.) THE LETTERING FONT STYLE SHALL BE ACCORDING TO SECTION 2D.06 OF THE M.U.T.C.D. MANUAL AND APPROVED BY THE ENGINEER.
- 5.) THE CONTRACTOR SHALL PROVIDE SHOP DRAWINGS TO PROJECT ENGINEER FOR ALL FABRICATED COMPONENTS AND INSTALLATION OF THESE ELEMENTS.
- 6.) ALL GRAPHIC LAYOUT INCLUDING LOGOS, DIRECTIONAL LABELS/ARROWS, AND STREET NAMES FOR EACH SIGN SHALL BE SUBMITTED TO THE ENGINEER FOR REVIEW AND APPROVAL PRIOR TO FABRICATION. NOTE THAT SIGN LOCATIONS ARE SHOWN IN EACH MUNICIPALITY AND ENGINEER WILL NEED TO COORDINATE WITH EACH MUNICIPALITY.
- 7.) STREET AND DIRECTIONAL SIGNS SHALL BE FABRICATED IN ACCORDANCE WITH THE LATEST REVISION OF THE FEDERAL HIGHWAY STANDARDS MANUAL AND THE M.U.T.C.D MANUAL PUBLICATION.
- 8.) TELESCOPING STEEL SIGN SUPPORTS SHALL BE PAINTED BLACK (POWDER COAT) PER SPECIAL PROVISIONS.



Typical Village Logo Signs

\*ALL COLORS TO BE APPROVED BY CITY/VILLAGES PRIOR TO MAKING SIGN

FILE NAME = 07441_02-DTLS-01_JHP PLOTTER - P01	USER NAME =	DESIGNED - MRS	REVISED -	<b>STATE OF ILLINOIS DEPARTMENT OF TRANSPORTATION</b>	HARLEM AVENUE BEAUTIFICATION FROM SOUTHWEST HIGHWAY TO 65TH STREET SIGNING DETAILS			F.A.U. RTE. 348	SECTION 07-0055-01-SG	COUNTY COOK	TOTAL SHEETS 55	SHEET NO. 19	
	PLOT SCALE = NA	CHECKED - PKB	REVISED -		SCALE: 1"=50'	SHEET NO. 19	OF 55 SHEETS	STA. TO STA.	CONTRACT NO. 63510				
	PLOT DATE = 10-21-10	DRAWN - RG	REVISED -		FED. ROAD DIST. NO. 1   ILLINOIS   FED. AID PROJECT HPP-3462(001)								
		CHECKED - AG	REVISED -										