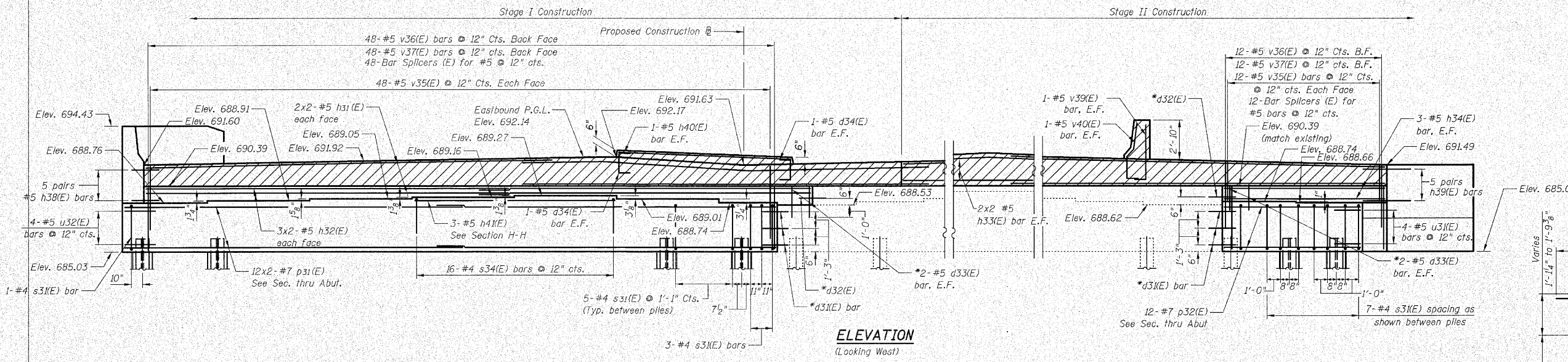


ROLL NO.	SECTION	COUNTY	DATE	SHEET
353	(12&13) WRS-4	WILL	608	428
FED. ROAD DIST. NO. 1	ILLINOIS	FED. AID PROJECT		

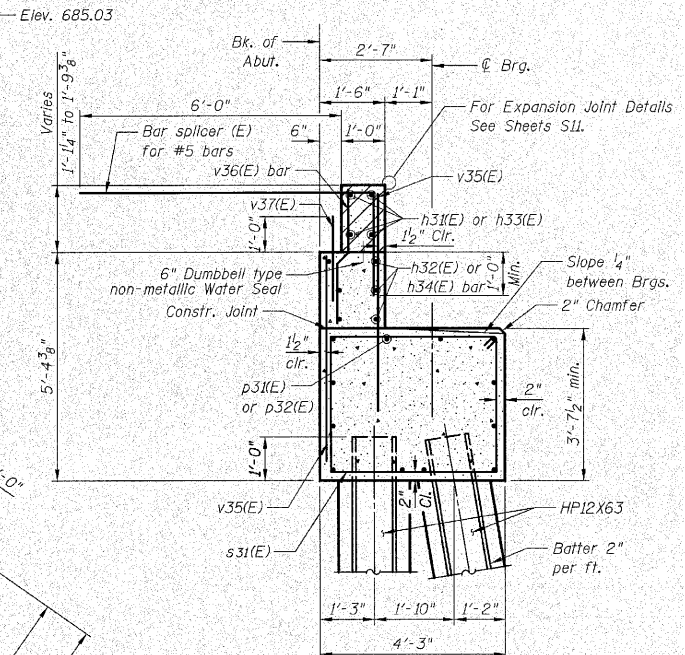
Contract No. 62478

**PILE DATA**

Type: Steel HP 12x63  
 Nominal Required Bearings: 497 kips  
 Allowable Resistance Available: 166 kips  
 Estimated Length: 35 feet  
 No. Production Piles: 13  
 No. Test Piles: 1



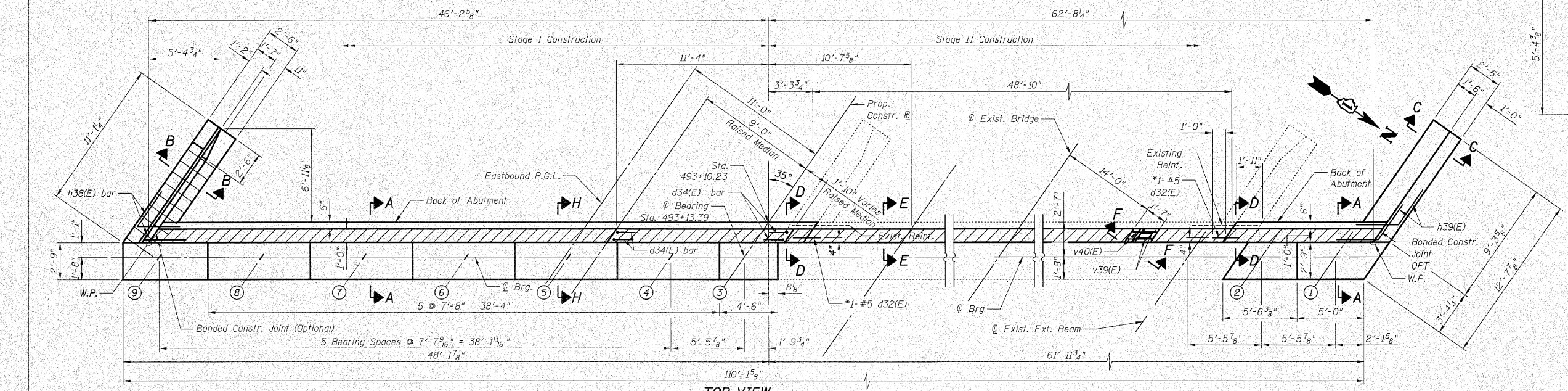
**ELEVATION**  
(Looking West)



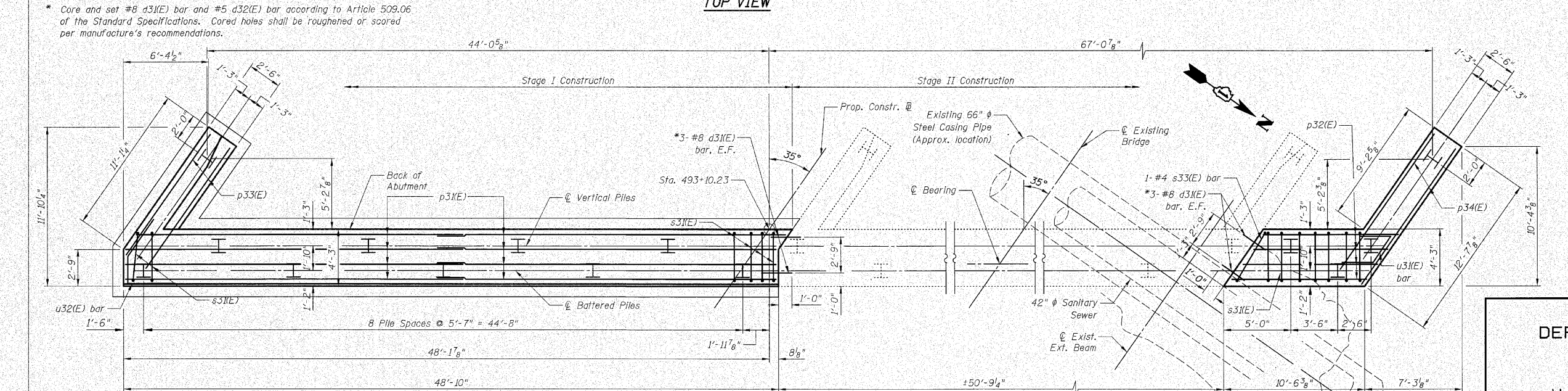
**SECTION A-A**

**NOTES:**

- See Sheet S16 for Sections B-B, C-C, D-D, E-E, F-F and H-H.
- See Sheet S16 for Wingwall Details, Bar Bending Diagrams and the Bill of Material.
- Hatched area to be poured after superstructure forms have been removed. Quantity of concrete included with Concrete Superstructure.
- Space reinforcement in cap to miss anchor bolts.
- Pour steps monolithically with cap.
- For concrete encasement details see Sheet S20.



**TOP VIEW**



**PLAN - PILE CAP**

Estimated limits of concrete mass encasing utility. Field verify limits prior to ordering West Abutment materials. Cost included in Exploratory Excavation. Any required removal of the burlap concrete mass shall be paid as Concrete Removal (Special).

S15 OF S26

STATE OF ILLINOIS  
 DEPARTMENT OF TRANSPORTATION  
 WEST ABUTMENT  
 U.S. RTE. 30 OVER HICKORY CREEK  
 STATION 493+89.73  
 STRUCTURE NUMBER 099-0311

SCALE: None  
 DATE: June 11, 2010  
 DRAWN BY: C. Cooney  
 CHECKED BY: G. Hatlestad

**CIVILTECH**  
 450 E Devon Ave, Suite 300  
 Itasca, Illinois 60143  
 Tel: 630.773.3900 Fax: 630.773.3975  
 www.civiltechinc.com