FAP ROUT NO.	SECTION	COUNTY	TOTAL SHEETS	SHEET NO.
353	(12&13) WRS-4	WILL	608	408
FED. ROAD DIST. NO. 1	ILLINOIS	FED. AID PROJECT-		

Contract No. 62478

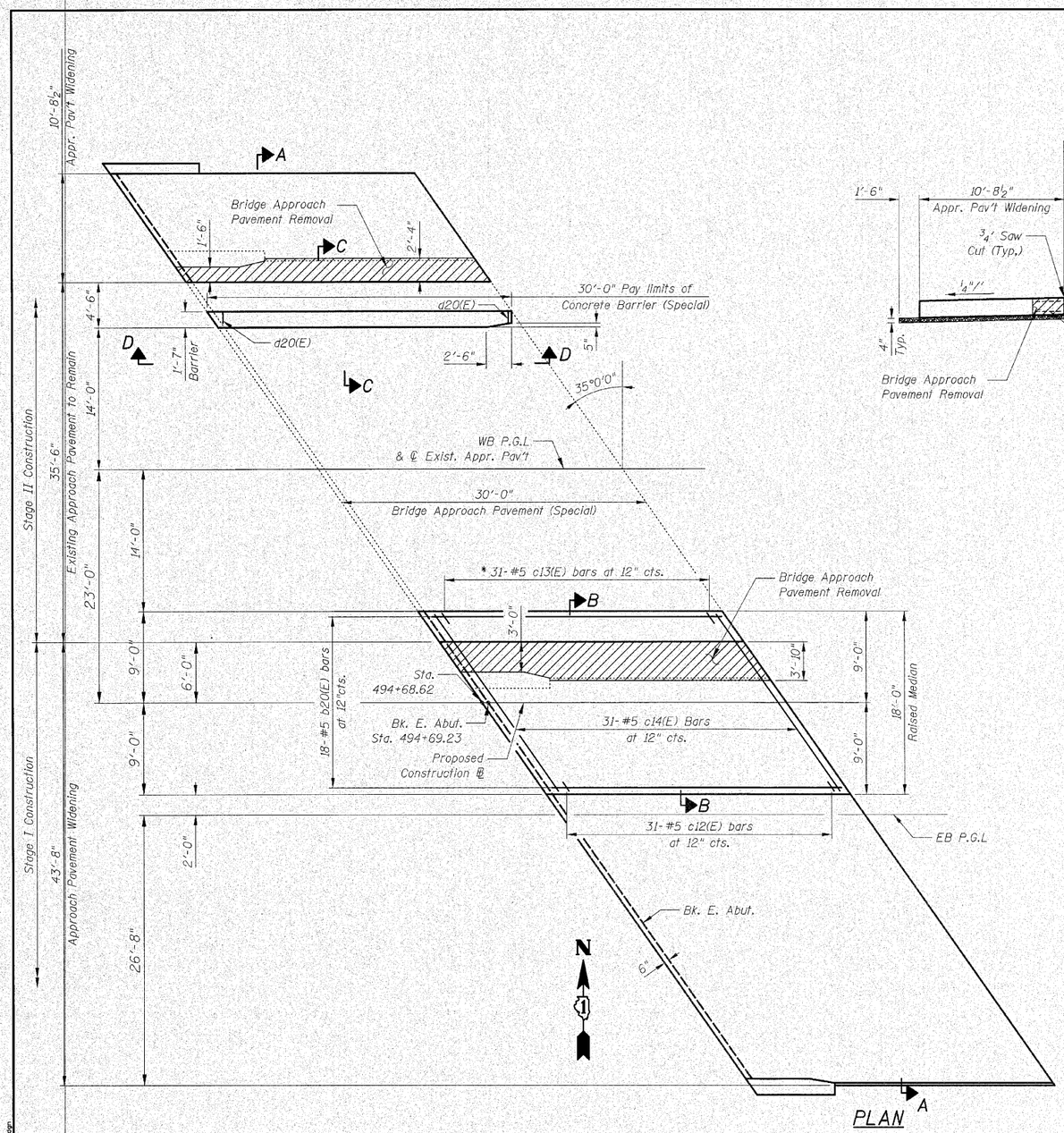

PLAN

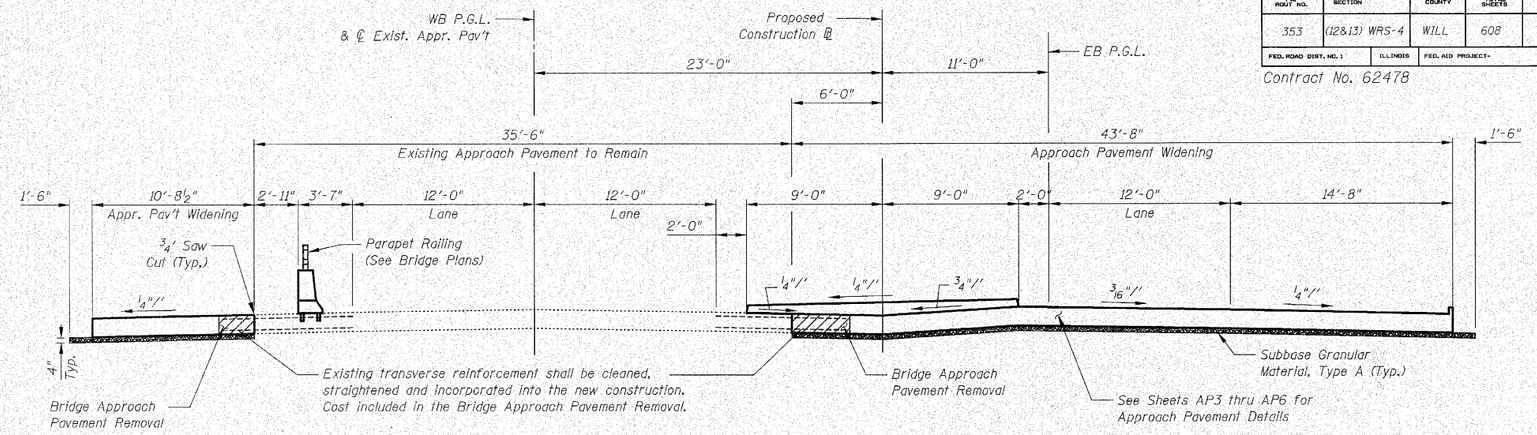

SECTION A-A

(Looking East)

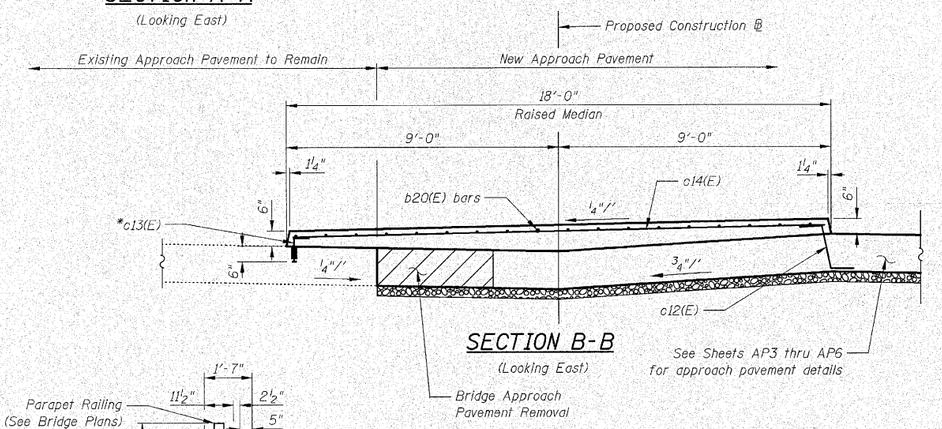

SECTION B-B

(Looking East)

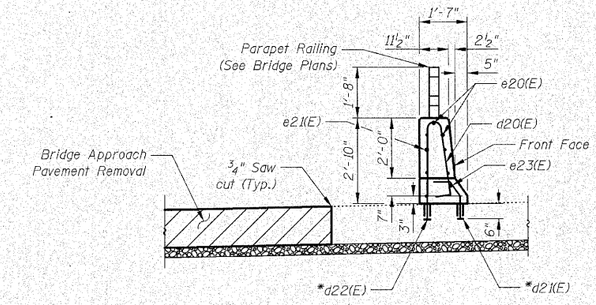

SECTION C-C

(Looking East)

Notes:

* Core and set #5 c13(E), #5 d21(E) & #5 d22(E) bars accordingly to Article 509.06 of the Standard Specifications. Cored holes shall be roughened or scored per manufacture's recommendations. Maximum depth of hole shall not exceed 6".

For additional approach pavement details, see Sheets AP3 thru AP6.

Reinforcement Bars designated (E) shall be epoxy coated.

See Sheet AP2 for Bill of Material for both approaches.

LEGEND

Bridge Approach Pavement Removal

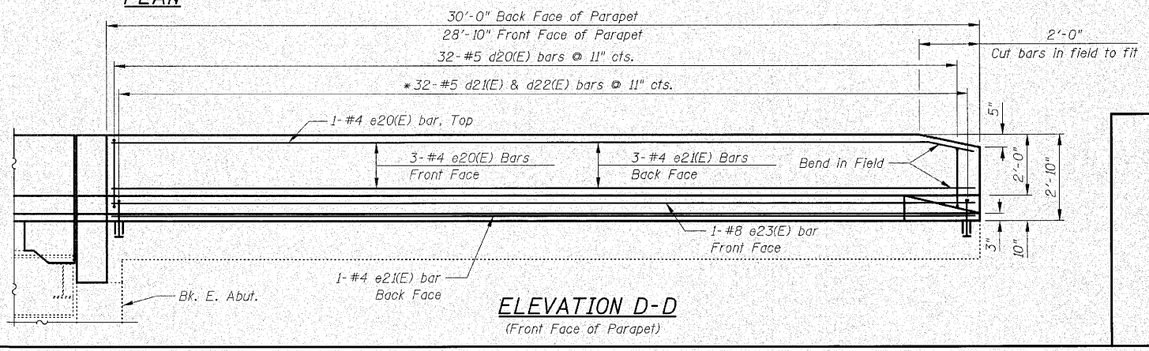

ELEVATION D-D

(Front Face of Parapet)

AP1 OF AP6

STATE OF ILLINOIS
DEPARTMENT OF TRANSPORTATION

EAST BRIDGE APPROACH PAVEMENT

U.S. RTE. 30 OVER HICKORY CREEK
STRUCTURE NUMBER 099-0311

SCALE: None
DATE: June 11, 2010
DRAWN BY: C. Cooney
CHECKED BY: G. Hatlestad

CIVILTECH
450 E Devon Ave, Suite 300
Itasca, Illinois 60143
Tel: 630.773.3900 Fax: 630.773.3975
www.civiltechinc.com